

ALLEN

Astrophysical Quantities

**Astrophysical
Quantities**

Third Edition

C. W. ALLEN

**Third
Edition**



ATHLONE
PRESS

The first and second editions of this book, published in 1955 and 1963, established it as a comprehensive but compact collection both for Northern and Southern hemispheres in the fields of astrophysics and astronomy. The third edition, in which Professor Allen has completely reassessed all data and incorporated fresh results where necessary, once more makes available up-to-date, accurate information for ready use by all who require it in these wide and active fields. The latest research findings have enabled him to add entirely new sections on Plasmas, Solar Wind, Solar XUV Pulsars, Cosmic X-rays, Quasars and Seyfert Galaxies, and at the same time to retain all those tables which have already proved their value.

Professor Allen is Emeritus Professor of Astronomy in the University of London.

“AQ” has virtually become a byword among astronomers, so frequently is this invaluable compilation of data consulted and referenced. *Cognoscenti* dub it the astrophysical Bible...

New Scientist

Astrophysical Quantities

BY

C. W. ALLEN

*Emeritus Professor of Astronomy
University of London*

THIRD EDITION

UNIVERSITY OF LONDON
THE ATHLONE PRESS

Published by
THE ATHLONE PRESS
UNIVERSITY OF LONDON
at 4 Gower Street, London WC1

Distributed by
Tiptree Book Services Ltd
Tiptree, Essex

U.S.A. and Canada
Humanities Press Inc
New Jersey

© C. W. Allen 1973, 1976

Third edition 1973
Reprinted with corrections 1976
Reprinted in 1981

ISBN 0 485 11150 0

Printed in Great Britain by
WILLIAM CLOWES & SONS, LIMITED
London, Beccles and Colchester

PREFACE TO THIRD EDITION

An attempt has been made to bring earlier editions of *Astrophysical Quantities* up to date. Where necessary new branches of astrophysics have been introduced but the size of the book is not greatly increased. The possibility of changing from CGS to SI units was considered but it was concluded that astrophysicists do not yet want this change.

It may be anticipated that yet another revision will be justified after a lapse of about seven years and preparation for this should begin at once. The author would like to negotiate with anyone willing to cooperate.

July 1972

C.W.A.

PREFACE TO FIRST EDITION

The intention of this book is to present the essential information of astrophysics in a form that can be readily used. Questions relating to the material included and the form adopted are discussed in the introductory chapter.

The information is as up to date as possible, but the approved values of astrophysical constants change from year to year and there can be no finality about the last digit of most of the values quoted. It is to be expected, then, that some users will wish to pencil in amended values to suit later results or to agree with their own opinions. The author hopes that readers will let him know of any errors or faulty values that are contained. From consideration of such advice, and from the use of new results, it should be possible to progress towards the ideal of recording an accurate value for every quantity.

It has not been possible to give adequate acknowledgment in the references to all sources of information. The references quoted are mostly to recent papers, since earlier ones can be traced from these. Use has been made of many handbooks, text-books, and tabulations which are quoted in the references. The comprehensive Landolt-Börnstein tables became available during the late stages of preparation, and these were used for checking and filling in gaps. However, it is not thought that the existence of such tabulations restricts in any way the need for the present volume.

The author's thanks are due to Dr. A. Hunter, Dr. P. A. Sweet and Dr. R. H. Garstang for reading the manuscript and proofs, and for many suggestions.

April 1955

C. W. A.

CONTENTS

1. INTRODUCTION 1
§ 1 Requirements, 1; 2 General Plan, 4; 3 Quantitative Significance of Symbols, 5; 4 Headings, 5; 5 Logarithmic Quantities, 6; 6 Representative Measurements, 8; 7 Notation, 9

2. GENERAL CONSTANTS AND UNITS 12
§ 8 Mathematical Constants, 12; 9 Physical Constants, 12; 10 General Astronomical Constants, 16; 11 Astronomical Constants involving Time, 18; 12 Units, 21; 13 Electric and Magnetic Unit Relations, 28

3. ATOMS 30
§ 14 Elements, Atomic Weights, and Cosmic Abundance, 30; 15 Excitation, Ionization, and Partition Function, 33; 16 Ionization Potentials, 36; 17 Electron Affinities, 40; 18 Atomic Cross-sections for Electronic Collisions, 41; 19 Atomic Radii, 45; 20 Particles of Modern Physics, 46; 21 Molecules, 47; 22 Plasmas, 49

4. SPECTRA 52
§ 23 Terminology for Atomic States, Levels, Terms, etc, 52; 24 Terms from Various Configurations, 53; 25 Electronic Configurations, 55; 26 Spectrum Line Intensities, 57; 27 Relative Strengths within Multiplets, 61; 28 Strengths of Multiplets, 66; 29 Permitted Atomic Oscillator Strengths, 70; 30 Forbidden Line Transition Probabilities, 78; 31 Band Oscillator Strengths, 81; 32 Wavelength Standards, 83; 33 Stark Effect, 84; 34 Line Broadening, 86

5. RADIATION 90
§ 35 Radiation Quantities and Inter-relations, 90; 36 Refractive Index and Polarizability, 92; 37 Absorption and Scattering by Particles, 93; 38 Continuous Atomic Absorption and Recombination, 94; 39 Table of Atomic Absorption and Recombination Coefficients, 97; 40 Absorption of Material of Stellar Interiors, 99;

- 41 Absorption of Material of Stellar Atmospheres, 99; 42 Absorption of Negative Hydrogen Ion, 101; 43 Free-free Absorption and Emission, 102; 44 Black-body Radiation, 104; 45 Reflection from Metallic Mirrors, 108; 46 Visual Photometry, 109; 47 Photography, 111
6. EARTH 112
 § 48 Earth Dimensions, 112; 49 Geological Time Scale, 114; 50 Earth Crust, 115; 51 Earth Interior, 117; 52 Atmosphere, 118; 53 Variation of Meteorological Quantities with Latitude, 120; 54 Extensions of Earth Atmosphere and Distribution with Height, 121; 55 Atmospheric Refraction and Air Path, 124; 56 Continuous Absorption of Atmosphere, 126; 57 Ultra-violet Absorption of Atmospheric Gases, 127; 58 Long-wave Absorption of Atmospheric Gases, 128; 59 Transmission of Atmosphere to Solar Radiation, 131; 60 Ionosphere, 131; 61 Night Sky and Aurorae, 134; 62 Geomagnetism, 136; 63 Meteorites and Craters, 137
7. PLANETS AND SATELLITES 139
 § 64 Planetary System, 139; 65 Planetary Orbits and Physical Elements, 140; 66 Photometry of Planets and Satellites, 142; 67 Satellites, 145; 68 Moon, 147; 69 Surface Condition of Planets, 149; 70 Asteroids or Minor Planets, 151
8. INTERPLANETARY MATTER 153
 § 71 Comets, 153; 72 Meteors and Space Particles, 155; 73 Zodiacal Light, 159; 74 Solar Wind, 160
9. SUN 161
 § 75 Sun Dimensions, 161; 76 Solar Structure, 163; 77 Photospheric Model, 164; 78 Fraunhofer Line Intensities, 165; 79 The Strong Fraunhofer Lines, 168; 80 Total Solar Radiation, 169; 81 Solar Limb Darkening, 169; 82 Solar Spectral Distribution, 171; 83 Chromosphere, 174; 84 Corona, 175; 85 Coronal Line Spectrum, 178; 86 Solar Rotation, 180; 87 Sunspot Variations and Solar Activity, 181; 88 Sunspots, 184; 89 Faculae and Plages, 187; 90 Granulations, Network, Spicules, 188; 91 Flares, Prominences, 190; 92 Solar Radio Emission, 191; 93 Solar XUV Emission, 194

10. NORMAL STARS 196
 § 94 Stellar Quantities and Inter-relations, 196; 95 Spectral Classification, 198; 96 Classification and Absolute Magnitude, 200; 97 Star Colour Systems, 201; 98 Absolute Magnitude and Colour Index, 204; 99 Stellar Radiation, Temperature and Colour, 205; 100 Stellar Mass, Luminosity, Radius and Density, 208; 101 Stellar Rotation, 210; 102 Stellar Structure, 210; 103 Stellar Atmospheres, 213
11. STARS WITH SPECIAL CHARACTERISTICS 215
 § 104 Variable Stars, 215; 105 Cepheid Variables, 215; 106 Long-period Variables (Mira Stars), 218; 107 Irregular and Semi-regular Variables, 219; 108 Novae and Supernovae, 220; 109 Wolf-Rayet and Early Emission Stars, 223; 110 Peculiar A and Magnetic Stars, 224; 111 Subluminous Stars, 225; 112 Double Stars, 226; 113 Pulsars, 232
12. STAR POPULATIONS AND THE SOLAR NEIGHBOURHOOD 234
 § 114 The Nearest Stars, 234; 115 The Brightest Stars, 238; 116 Population Types, 242; 117 Star Numbers, 243; 118 Star Densities in the Solar Neighbourhood, 246; 119 Star Densities and the Galactic Plane, 250; 120 Motion of Sun and Neighbouring Stars, 252
13. NEBULAE, SOURCES AND INTERSTELLAR SPACE 255
 § 121 Planetary Nebulae, 255; 122 Bright Diffuse Nebulae, 259; 123 Dark Nebulae, 260; 124 Interstellar Clouds, 262; 125 Absorption and Interstellar Grains, 263; 126 Interstellar Gas, 265; 127 Radiation and Fields of Interstellar Space, 268; 128 Radio Emission (Cosmic), 269; 129 X-ray Emission (Cosmic), 273; 130 Cosmic Rays, 274
14. CLUSTERS AND GALAXIES 277
 § 131 Open Clusters and Associations, 277; 132 Globular Clusters, 280; 133 The Local System (Gould Belt), 282; 134 The Galaxy, 282; 135 Galaxies (Extragalactic Nebulae), 286; 136 Quasars and Seyfert Galaxies, 290; 137 Clusters and Groups of Galaxies, 292; 138 The Universe, 293

15. INCIDENTAL TABLES	295
§ 139 The Julian Date, 295; 140 The Greek Alphabet, 295; 141 Precession Table, 296; 142 Annual Variations, 297; 143 Con- stellations, 298; 144 The Messier Objects, 300	
INDEX	303

CHAPTER 1

INTRODUCTION

§ 1. Requirements

Progress in any of the physical sciences is very closely linked with a determination of the precise values of the quantities concerned. Extensive labour and very much care have been put into the measurement of some of these essential quantities, and in the end the user may obtain the advantage of all this effort simply by reading the number that represents the final value. Thus an enormous economy of expression can be effected by writing a final result and omitting mention of the long chapter of events that led up to it.

The present work is concerned with final results, and we have to consider how these can be most effectively extracted from the available information and then presented for use. It is found that the necessary procedures become fairly clearly defined once we have decided what are the most important of the various user requirements. These requirements are listed below together with the steps and policy found necessary to meet them.

Material to be included

The purpose of *Astrophysical Quantities* is to present the quantitative framework on which astrophysics is being built. To do this the book should contain all experimental and theoretical values, constants, and conversion factors that are fundamental to astrophysical arguments. The extent to which individual items should be described, e.g. individual stars or spectrum lines, depends on whether such description is necessary for an appreciation of the whole range of such items. It is generally found that a finite and quite small number of data is sufficient to put the ideas of any branch of astrophysics onto a quantitative basis. The following work is intended to be an assembly of such data.

Ready availability

First consideration has been given to presenting the data in a form in which they can be readily found, understood, and used. For this purpose it is essential that all individual results be reduced to one adopted 'best value', or to an averaged smooth curve. The detailed procedure used for weighting the individual results to obtain the adopted value cannot be described in full as this would take up too much space and detract from the systematic presentation of the numerical results themselves.

It is not possible to quote values in all units and normally only one is given. In order to maintain general usefulness it is therefore essential to have conversion factors at hand, and some attention has been paid to this requirement. The conversions are often expressed as formulae and to this extent it has been necessary to insert a number of the more general formulae of astrophysics. However there is no attempt to set out a complete table of basic astrophysical formulae and those included are intended only as a reminder of the interrelations between the quantities involved.

Avoidance of ambiguity

If one were to avoid ambiguity at all costs it would require a complete definition of every quantity involved. This would not be well suited to a work whose main aim is to give quantitative values, and it is assumed instead that the quantities mentioned are already understood. Dangers of ambiguity, however, arise from the multiplicity of rather similar units and quantities, and efforts are directed mainly at resolving misunderstandings of this sort. In particular the numerical factors 2 and π are often troublesome, and the definitions given are intended to clear such points.

Another possible source of ambiguity is connected with the multiple meaning of symbols. To counter this difficulty the numbered sections are self-contained as regards terminology, and it would not be necessary to look outside a section for the explanation of a quantity mentioned in it. Certain well-known symbols, however, are used without repeated explanation, and these are collected in § 7.

Other questions of ambiguity in the meaning of symbols and of table and diagram headings are discussed in § 4.

Conciseness

Compactness of tabulation is quite essential in this work, not only to keep the size within reason, but also to allow a more useful presentation. For this purpose the intervals of the arguments are made fairly large, and simple graphical interpolation may be used for intermediate values. Empirical formulae are often used in preference to tables.

A set of reference numbers is used in each section and the references collected normally at the end.

Generality and completeness

So much progress in astrophysics is dependent on pressing beyond the present boundaries that it becomes necessary to give all data over as wide an argument as possible. Data for the extreme conditions are often not known accurately and must be regarded as provisional. The same applies to a great

many quantities that are not directly observable, but they are included where possible. When various estimates differ greatly the results quoted are generally a compromise.

Selected examples are often given of those items that are too numerous for listing completely. When the values describing a certain item vary considerably a mean value is sometimes given.

Accuracy and errors

It would be useful if a statement of the likely error could be attached to every value quoted, but there is no consistent way of deriving such information for most of the data. Error values are given only to the more fundamental quantities. They are standard errors [s.e.] ($= 1.4826 \times$ probable error [p.e.]). For the more accurate quantities the errors are expressed in terms of the last digit and are enclosed in parenthesis (). The \pm symbol is used when more appropriate.

It is intended that the quoted errors should include all sources of departure from the absolute true value. Throughout the book some attempt has been made to give an indication of the error by quoting the correct number of digits. The standard error should be between 1 and 9 in the last digit. A rather larger error is implied if the last digit is systematically 0 or 5.

Versatility and consistency

The absolute values of astrophysical quantities constitute a live and ever-changing subject, and it is necessary to cater for numerical changes. For this reason tabulations are used in preference to diagrams which must be redrawn whenever a value is changed.

For some astronomical undertakings internal consistency among the constants is a matter of major importance. However, it is only possible to produce a set of consistent data by an exhaustive analysis of all information available at a certain date. Once a new value of any constant is accepted an elaborate reshuffle of the values is generally necessary. A strict adherence to consistency would therefore cause a tendency to cling to old-established values and exclude new information. In the present work, on the other hand, the intention is to use new information wherever available. When such new information demands a clear-cut change in other constants the change has been made, but in other cases the change of dependent constants will await further analysis. The inconsistency errors so caused will not usually be greater than the probable error and therefore will not be serious. It is not expected that the values quoted here would be used without modification for an elaborate calculation in which internal consistency was vital.

There are a few constants that have been used so widely that they have

achieved the status of conversion factors. These are sometimes quoted even though they may not now be considered the best values.

Sources of information

There are several reasons for giving the references to the sources of information. They enable the reader to check any data as regards numerical value or meaning. This may be particularly necessary in the present case where the original information is frequently modified to conform to the plan of the tabulation. The references also enable the reader to extend the information to other details not catered for in the present tabulations. Finally they give some credit to the original worker. Unfortunately it is not possible to give any adequate consideration to the last point since it would require references out of all proportion to the available space. Instead the main endeavour has been to refer to the more recent work on each topic so that through these the earlier work can be traced. The First and Second Editions of *Astrophysical Quantities* (*A.Q.* 1 and 2) are quoted extensively. The references at the end of the *A.Q.* 1 and *A.Q.* 2 sections are repeated when this is thought necessary to understand or check the data. Free use has been made of summary articles in various branches of astrophysics and the references are often directed to these rather than to original work. In the physical sections many data have been obtained from handbooks and tabulations.

Calculation aids

There is no intention of supplying tables for extended routine calculations. A few tables of this type are included (e.g. refraction, precession, and black-body radiation tables), but they are intended rather as a means of indicating the values involved than for routine use.

[1] *A.Q.* 1, § 1; 2, § 1.

§ 2. General Plan

The subdivisions of the book are almost independent. In any work that deals with a great number of varied concepts it becomes a problem to indicate where each one is defined. This problem is accentuated when it may be required to extract isolated values as rapidly as possible. It is to cope with this situation that the work is divided into sections (§§) which are self-contained as regards symbols, definitions, and references. There is very little reading matter in any one section, and hence the search for an explanation should be rapid. The size of any section is governed by these considerations.

The tables and diagrams are not numbered separately, but each table or diagram is placed within the appropriate section. The symbols used at the

head of a table are described within the section and not necessarily described again in the table. In this respect the script of a section may be regarded as an extended heading of the table.

The references are collected as near to the end of each section as allowed by the tables. Where necessary the reference numbers are attached to the relevant data, but in some sections it is only possible to list the references at the end without attempting to indicate how the individual values are obtained from them. The tabulated data are often modified from the numerical data of the original reference. The *A.Q. 1* and *A.Q. 2* references at the section ends should help to interconnect the information with the earlier editions.

It is intended that names of chapters and sections should be sufficient for the location of most of the material. For the more obscure quantities an index is available. A value may be quoted more than once if that is called for by the arrangement.

The sections §§ 7, 12, 23, 35, 94 may be consulted for symbols, contractions, etc., that are used frequently without redefinition.

[1] *A.Q. 1*, § 2; *2*, § 2.

§ 3. Quantitative Significance of Symbols

Quantities are frequently represented by symbols. Both quantity and symbol are normally equal to a number multiplied by a unit. We write, for example

$$\text{density } \rho = 5.2 \mathcal{M}_{\odot} \text{ parsec}^{-3} = 3.5 \times 10^{-22} \text{ g cm}^{-3}$$

However it is not always convenient to put the dimensions into the equation and we may, for example, write the Rayleigh extinction equation in the form

$$a_{\lambda} = 0.0082 \lambda^{-4.05} \quad [a_{\lambda} \text{ in cm}^{-1}, \lambda \text{ in } \mu\text{m}]$$

Sometimes the unit defines the zero point as well as the dimension, thus

$$T \text{ in } ^{\circ}\text{K} = T \text{ in } ^{\circ}\text{C} + 273.15$$

[1] *A.Q. 1*, § 3; *2*, § 3.

§ 4. Headings

Since astrophysics deals with some very large and very small numbers, great use must be made of the powers of 10 in expressing the values. For this purpose it is important to avoid any ambiguity in the sign of the index. Therefore the relation between the heading, the power of 10, the units, and the tabular number must be clearly understood.

The following is an example of a common fault:

Tabular heading: $v \times 10^{-8}$ cm/s

In this case v is a velocity, but it is ambiguous from the heading whether

$$v = \text{tabulated number} \times 10^{-8} \text{ cm/s}$$

or

$$v = \text{tabulated number} \times 10^8 \text{ cm/s}$$

In order to use a table (or diagram) quantitatively one has always to consider an equation of the type

$$\text{quantity} = (\text{tabular value}) \times (\text{power of } 10) \times \text{unit}$$

As in any other equation, it is essential that we know on which side of the equation each factor falls, and our headings should be constructed in a way that makes this perfectly clear. In the tabulations that follow we keep as close to this equation as possible by putting the heading or symbol that describes the quantity above the line, and all the factors of the right-hand side of the equation below the line. The line separating the heading from the table is then analogous to the = sign. However it will not be necessary to read this explanation in order to use the tables without risk of ambiguity.

This procedure has the natural advantage that large numbers have positive indices of 10 and small numbers negative indices.

On the borders of diagrams it is sometimes even more difficult to avoid the same type of ambiguity. As an actual example we quote the diagram border:

$$T_e(^{\circ}\text{K} \times 10^{-6})$$

This leaves it uncertain whether the temperatures plotted are of the order 10^{-6} °K or 10^6 °K. The following forms, however, are unambiguous and satisfactory:

$$T_e (\text{unit} = 10^6 \text{ }^{\circ}\text{K})$$

$$v (\text{in } 10^8 \text{ cm/s})$$

$$\log \rho (\rho \text{ in } \text{g cm}^{-3})$$

[1] *A.Q.* 1, § 4; 2, § 4.

[2] *Quantities, Units, and Symbols*, Royal Society, 1971.

§ 5. Logarithmic Quantities

In astrophysics great use is made of the increase or diminution of quantities [1, 2]. The variations may be expressed logarithmically in exponential, decadic, magnitude or other scales. The scales have the character of units in the equations that arise. It is important that the scales should be clearly indicated and an unambiguous notation is needed. We adopt

exp = exponential
 dex = interval in powers of 10
 mag = magnitude interval
 bin = binary interval (powers of 2)
 % = percentage interval (applying to small values)

These scales are related by

$$\begin{aligned}
 1.0000 \text{ exp} &= 0.4343 \text{ dex} = 1.0857 \text{ mag} = 1.4427 \text{ bin} \\
 2.3026 \text{ exp} &= 1.0000 \text{ dex} = 2.5000 \text{ mag} = 3.3219 \text{ bin} \\
 0.0100 \text{ exp} &= 0.0043 \text{ dex} = 1\%
 \end{aligned}$$

We could, for example, express the absorption a of STP ozone at 5000 Å as

$$\begin{aligned}
 a &= 0.0175 \text{ dex/cm} = 0.040 \text{ exp/cm} = -0.044 \text{ mag/cm} \\
 &= 4.0\% \text{ cm}^{-1}
 \end{aligned}$$

Of course the % values lose their normal meaning, and should not be used, when they are large.

The term *dex* in the above notation has been introduced to meet the needs of convenience [3]. Dex converts the number before it into its 10-based anti-logarithm. The term can be used for a typographically convenient method of expressing large numbers, as in the example $10^{39} = 39 \text{ dex}$. It can also be used to introduce verbal simplicity into statements on probable errors, ranges, and variations. The following hypothetical statements illustrate its use: (a) the probable error of the density of matter in the universe is $\pm 1.2 \text{ dex}$, (b) the frequency range of useful radio-astronomy observations is 3.2 dex, and (c) the increase in the distance scale of galaxies as a result of recent researches is 0.7 dex.

Other logarithmic units frequently used for special purposes are:

octave (= 0.30103 dex) for frequency on a binary scale,

decibel (= 0.10000 dex) for noise power on a tenth-decadic scale,

neper [4] (= 0.4329 dex) for radiation amplitude on an exponential scale.

If decibels and nepers are both used for radiation then

$$1 \text{ decibel} = 0.11513 \text{ nepers}$$

[1] *A.Q.* 1, § 5; 2, § 5.

[2] C. S. McCamy, *Phys. Today*, p. 42, April 1969.

[3] C. W. Allen, *Observatory*, 71, 157, 1951.

[4] G. McK. Allcock, *The Physics of the Ionosphere*, Report Phys. Soc., p. 14, 1955.

§ 6. Representative Measurements

It is necessary to devise comparative measurements of nearly all objects and phenomena of astronomy no matter what their shape or irregularity.

The position of an object can usually be defined by its centre-of-gravity or by some analogous concept.

For the measurement of size of the more regular objects in space x it is usual to quote the distance x_{ab} between the points x_a and x_b where some intensity factor $f(x) = mf(x_0)$. Here x_0 is the position of maximum intensity and the arbitrarily chosen fraction m is often $\frac{1}{2}$ or $1/e$. This size may be denoted the whole- m -width. If the object is symmetrical in x the half measurement from x_0 to x_a or x_b is sometimes used and therefore denoted the half- m -width. Analogous designations may readily be defined in two or more dimensions.

Another measurement, $\int_{-\infty}^{\infty} f(x) dx/f(x_0)$, may also be used and denoted the equivalent width with respect to the maximum intensity at x_0 .

For the measurement of size of an irregular object there is no appropriate value of $f(x_0)$ available. However the size may be defined unambiguously [2] from the distance x_{cd} between the quartile points x_c and x_d such that

$$\int_{x_c}^{x_d} f(x) dx = \frac{1}{2} \int_{-\infty}^{\infty} f(x) dx$$

and

$$\int_{-\infty}^{x_c} f(x) dx = \int_{x_d}^{\infty} f(x) dx = \frac{1}{4} \int_{-\infty}^{\infty} f(x) dx$$

In order to give the correct value for a finite uniform length we use $2x_{cd}$ to define the *representative length* of the object. Similarly in two dimensions, if $2r$ is the diameter of that circle that contains half the total flux from the object, then $2^{3/2}r$ is called the *representative diameter*. Representative lengths and diameters may be defined provided that, (a) the total flux from the object is finite, (b) the intensity $f(x)$ or $f(r)$ is nowhere negative, and (c) the object cannot be separated into components that contain exactly $\frac{1}{2}$ or $\frac{1}{4}$ the total flux.

[1] *A.Q.* 2, § 6.

[2] C. W. Allen, *M.N.*, 125, 529, 1963.

§ 7. Notation

As far as possible the notation used is in agreement with accepted standards [2, 3, 5]. The notation is generally described within each section, but many symbols are of such general use that it is not thought necessary to define them repeatedly. The notation in this section will be used without further definition when it is thought that no ambiguity can arise. Sections (§§) 12, 23, 94 also give notation in wide use.

Signs

These include some innovations that have been found useful.

\simeq	approximately equal	\propto	proportional to
\equiv	identical with, means	\rightarrow	leads to
∞	infinity	∇	nabla, del
\leftrightarrow	(the hooked dash [4] in the interval, through, versus, compared with, set against, etc. (the hooks are to distinguish a dash from a minus sign)).		
\bar{x}	mean value of x	$\bar{2}.34$	$= 0.34 - 2.00$
$\int_{4\pi} \dots d\omega$	integration over solid angle 4π		
\oint	integration around a closed curve.		

Astronomical symbols

\odot Sun	$*$ Star	\oplus \ominus Earth	\uparrow Υ Uranus
\lrcorner Moon	$\♂$ Mars	$\♃$ Jupiter	$\♆$ Neptune
$\♁$ Mercury	$\♄$ Saturn	$\♇$ Pluto	$\☄$ Comet
$\♀$ Venus	$\♁$ Aries 0°	$\♂$ Leo 120°	$\♐$ Sagittarius 240°
$\♈$ Taurus 30°	$\♊$ Virgo 150°	$\♑$ Capricornus 270°	
$\♊$ Gemini 60°	$\♎$ Libra 180°	$\♒$ Aquarius 300°	
$\♋$ Cancer 90°	$\♏$ Scorpio 210°	$\♓$ Pisces 330°	

- $\♁$ Conjunction, having the same longitude or right ascension
- \square Quadrature, differing by 90° in longitude or right ascension
- $\♁$ Opposition, differing by 180° in longitude or right ascension
- $\♁$ Ascending node (longitude of)
- Υ Descending node (longitude of)
- $\♈$ First point of Aries

Symbols in frequent use

Italic, Greek, and special type letters are used for symbols.

π	ratio circumference/diameter, parallax (in seconds of arc)
e	exponential base
e	electron charge (esu implied), eccentricity
ν, λ	frequency, wavelength
ω	solid angle, angular frequency (= $2\pi\nu$)

c	velocity of light
t	time
$d\omega, dV, ds, dt$	element of solid angle, volume, length, time
T	temperature
m	mass of a particle, apparent magnitude
m_v, m_{pg}, m_{bol}	visual, photographic, and bolometric magnitudes
M	absolute magnitude (at 10 pc). Subscripts often added
M, R, L	mass, radius, and luminosity of an astronomical object
R	radius, Rydberg wave-number, gas constant, angle of refraction
k	Boltzmann constant, Gaussian gravitational constant
μ	micron (also μm), proper motion (in " per year)
ρ	density
h	height, altitude, Planck constant ($= 2\pi\hbar$)
N	number of objects (often per unit volume)
I_v, I_λ	spectral intensity
g	acceleration of gravity, statistical weight
α, δ	right ascension, declination
l, b	galactic longitude, latitude
σ	radiation constant ($\mathcal{F} = \sigma T^4$), standard deviation, cross-section

Units, operations, and dimensions

Roman type where possible.

log	logarithm to the base 10
ln	natural logarithm
dex	power of 10
exp	power of e
rad	radian
sr	steradian
$\mu m, cm, m, km$	micron, centimetre, metre, kilometre
g, kg	gram, kilogram
s, h, d, y	second, hour, day, year
$^\circ, ', ''$	degree, minute of arc, second of arc
$^\circ C, ^\circ K$	degree Celsius, degree Kelvin
Hz, MHz	hertz = cycle/s, megahertz
AU	astronomical unit
\AA (i.a.)	angstrom unit (International Angstrom)
p.e.	probable error
s.e.	standard error or root-mean-square error
s.d.	standard deviation ($= \sigma$)

Journals

In the references the common astronomical journals are abbreviated as much as possible, thus:

<i>A.J.</i>	<i>Astron. Journ.</i>
<i>A.N.</i>	<i>Astron. Nachr.</i>
<i>Ann. d'Ap</i>	<i>Ann. d'Astrophys.</i>
<i>Ap. J.</i>	<i>Astrophys. Journ.</i>

<i>Ap. J. Supp.</i>	<i>Astrophys. Journ. Suppl. Ser.</i>
<i>Ap. L.</i>	<i>Astrophys. Letters</i>
<i>Astron. Ap.</i>	<i>Astron. Astrophys</i>
<i>A. Zh.</i>	<i>Astron. Zhurn. Akad. Nauk. S.S.S.R.</i>
<i>B.A. Cz.</i>	<i>Bull. Astron. Inst. Czechoslovakia</i>
<i>B.A.N.</i>	<i>Bull. Astron. Inst. Netherlands</i>
<i>G.J.</i>	<i>Geophys. Journ.</i>
<i>J.A.T.P.</i>	<i>Journ. Atmosph. Terr. Phys.</i>
<i>J.G.R.</i>	<i>Journ. Geophys. Res.</i>
<i>J.Q.S.R.T.</i>	<i>Journ. Quant. Spectrosc. Radiat. Transfer</i>
<i>Mem. R.A.S.</i>	<i>Mem. Roy. Astron. Soc.</i>
<i>M.N.</i>	<i>Monthly Notices Roy. Astron. Soc.</i>
<i>Obs.</i>	<i>Observatory</i>
<i>P.A.S.P.</i>	<i>Publ. Astron. Soc. Pacific</i>
<i>Sol. Phys.</i>	<i>Solar Physics</i>
<i>Sov. A.</i>	<i>Soviet Astron.</i>
<i>Z. Ap.</i>	<i>Zeitschr. Astrophys.</i>
<i>I.A.U.</i>	<i>International Astron. Union</i>

Decimal multiples and sub-multiples

<i>Factor</i>		<i>Prefix</i>	<i>Symbol</i>
		<i>(to place before a unit)</i>	
10^{12}	= 12 dex = 1 000 000 000 000	tera	T
10^9	= 9 dex = 1 000 000 000	giga	G
10^6	= 6 dex = 1 000 000	mega	M
10^3	= 3 dex = 1 000	kilo	k
10^2	= 2 dex = 100	hecto	h
10	= 1 dex = 10	deca	da
1	= 0 dex = 1		
10^{-1}	= - 1 dex = 0.1	deci	d
10^{-2}	= - 2 dex = 0.01	centi	c
10^{-3}	= - 3 dex = 0.001 = 0.0 ²¹	milli	m
10^{-6}	= - 6 dex = 0.000 001 = 0.0 ⁵¹	micro	μ
10^{-9}	= - 9 dex = 0.000 000 001 = 0.0 ⁸¹	nano	n
10^{-12}	= - 12 dex = 0.000 000 000 001 = 0.0 ¹¹¹	pico	p
10^{-15}	= - 15 dex = = 0.0 ¹⁴¹	femto	f
10^{-18}	= - 18 dex = = 0.0 ¹⁷¹	atto	a

For writing large numbers the comma or stop is reserved for the decimal point only; small spaces may be used to separate three, five or six digits. In *A.Q.* 3 such separations are rarely used.

[1] *A.Q.* 1, § 6; 2, § 7.

[2] *Trans. I.A.U.*, 6, 345, 1939; 12C, 116, 1966.

[3] *Letter Symbols, Signs and Abbreviations*, Part 1, British Standards Inst., 1967.

[4] C. W. Allen, *M.N.*, 148, 435, 1970.

[5] *Quantities, Units and Symbols*, Royal Society, 1971.

CHAPTER 2

GENERAL CONSTANTS AND UNITS

§ 8. Mathematical Constants

<i>Constant</i>	<i>Number</i>	<i>Log</i>
π	3.14159 26536	0.49714 98727
2π	6.28318 53072	0.79817 98684
4π	12.56637 06144	1.09920 98640
π^2	9.86960 44011	0.99429 97454
$\sqrt{\pi}$	1.77245 38509	0.24857 49363
e or e	2.71828 18285	0.43429 44819
mod = $M = \log e$	0.43429 44819	$\bar{1}.63778$ 43113
$1/M = \ln 10$	2.30258 50930	0.36221 56887
2	2.00000 00000	0.30102 99957
$\sqrt{2}$	1.41421 35624	0.15051 49978
$\sqrt{3}$	1.73205 08076	0.23856 06274
$\sqrt{10}$	3.16227 76602	0.50000 00000
$\ln \pi$	1.14472 98858	0.05870 30212
e^π	23.14069 26328	1.36437 63538
Euler constant γ	0.57721 56649	$\bar{1}.76133$ 81088
1 radian	$r = 57^\circ.29577$ 95131	1.75812 26324
	$= 3437'.746$ 77078	3.53627 38828
	$= 206264''.$ 80625	5.31442 51332
	$1^\circ = 0^\circ.01745$ 32925	$\bar{2}.24187$ 73676
	$1' = 0^\circ.00029$ 08882	$\bar{4}.46372$ 61172
	$1'' = 0^\circ.00000$ 48481	$\bar{6}.68557$ 48668
Square degrees on a sphere	$= 129600/\pi = 41252.96124$	
Square degrees in a steradian	$= 32400/\pi^2 = 3282.80635$	
For Gaussian distribution	$\frac{1}{\sigma\sqrt{2\pi}} \exp\left(-\frac{x^2}{2\sigma^2}\right)$	
Probable error/Standard error	$= r/\sigma = 0.67448$ 97502	
Probable error/Average error	$= r/\eta = 0.84534$ 75394	
	$\sigma/\eta = 1.25331$ 4137	
	$\rho = (r/\sigma)/\sqrt{2} = 0.47693$ 62762	

[1] *A.Q.* 1, § 7; 2, § 8.

[2] M. Abramowitz and I. A. Stegun, *Handbook of Mathematical Functions*, p. 2, Dover, 1965.

§ 9. Physical Constants

The standard error of the last digit follows in parenthesis (). In the formulations the electron charge e is in ESU and e in EMU = e/c .

Fundamental constants [4]

Velocity of light	$c = 2.9979250(10) \times 10^{10}$ cm/s $c^2 = 8.987554 \times 10^{20}$ cm ² /s ²
Gravitation constant	$G = 6.670(4) \times 10^{-8}$ dyn cm ² g ⁻²
Planck constant	$2\pi\hbar = h = 6.62620(5) \times 10^{-27}$ erg s $\hbar = 1.05459 \times 10^{-27}$ erg s
Electron charge	$e = 4.80325(2) \times 10^{-10}$ ESU $= 1.602192(7) \times 10^{-20}$ EMU $e^2 = 23.0712 \times 10^{-20}$ in ESU $e^4 = 5.32280 \times 10^{-38}$ in ESU
Mass of electron	$m_e = 9.10956(5) \times 10^{-28}$ g $= 5.48593(3) \times 10^{-4}$ amu
Mass of unit atomic weight (¹² C = 12 scale)	$M = \text{amu} = 1.660531(11) \times 10^{-24}$ g
Boltzmann constant	$k = 1.38062(6) \times 10^{-16}$ erg deg ⁻¹ $= 8.6171 \times 10^{-5}$ eV deg ⁻¹ $k^{1/2} = 1.17500 \times 10^{-8}$ erg ^{1/2} deg ^{-1/2}
Gas constant (¹² C scale)	$R = 8.3143(4) \times 10^7$ erg deg ⁻¹ mole ⁻¹ $= 1.9865$ cal deg ⁻¹ mole ⁻¹ $= 82.056(4)$ cm ³ atm deg ⁻¹ mole ⁻¹ $= 62363$ cm ³ mm(Hg) deg ⁻¹ mole ⁻¹
Joule equivalent [1]	$J = 4.1854$ joule cal ⁻¹
Avogadro number	$N_A = 6.02217(4) \times 10^{23}$ mole ⁻¹
Loschmidt number	$n_0 = 2.68684 \times 10^{19}$ cm ⁻³
Volume of gram-molecule at STP = N_A/n_0	$V_0 = 22.4136 \times 10^3$ cm ³ mole ⁻¹
Standard atmosphere	$A_0 = 1013250$ dyn cm ⁻² = 760 mmHg
Ice point	(= 0 °C) = 273.150 °K
Triple point	(H ₂ O) = 273.160 °K
Faraday	$N_A e/c = 9648.67(5)$ EMU mole ⁻¹

Atomic constants

Rydberg constant for ¹ H	$R_H = 109677.576(11)$ cm ⁻¹ (I.A.) $1/R_H = 911.76340$ I.A. (vac)
Rydberg constant for infinite mass	$R_\infty = 2\pi^2 m_e e^4 / ch^3$ $= 109737.312(11)$ cm ⁻¹ (I.A.) $1/R_\infty = 911.26708$ I.A. (vac) $cR_\infty = 3.289842 \times 10^{15}$ s ⁻¹
Fine structure constant	$\alpha = 2\pi e^2 / hc$ $= 7.297351(11) \times 10^{-3}$ $1/\alpha = 137.0360(2)$ $\alpha^2 = 5.32513 \times 10^{-5}$

Radius for first Bohr orbit (infinite mass)

$$\begin{aligned} \alpha_0 &= h^2/4\pi^2 m_e e^2 \\ &= 0.5291775(8) \times 10^{-8} \text{ cm} \end{aligned}$$

Time for $(2\pi)^{-1}$ revolutions in first Bohr orbit

$$\begin{aligned} \tau_0 &= m_e^{1/2} \alpha^{3/2} e^{-1} = h^3/8\pi^3 m_e e^4 \\ &= 2.4189 \times 10^{-17} \text{ s} \end{aligned}$$

Frequency of first Bohr orbit

$$= 6.5797 \times 10^{15} \text{ s}^{-1}$$

Area of first Bohr orbit

$$\pi \alpha_0^2 = 8.79737 \times 10^{-17} \text{ cm}^2$$

Electron speed in first Bohr orbit

$$\alpha_0 \tau_0^{-1} = 2.18769 \times 10^8 \text{ cm/s}$$

Atomic unit of energy (2 Rydbergs)

$$\begin{aligned} &= e^2/\alpha_0 = 2chR_\infty \\ &= 4.35983 \times 10^{-11} \text{ erg} = 27.21165 \text{ eV} \end{aligned}$$

Energy of 1 Rydberg (often adopted as atomic unit)

$$\text{ryd} = 2.17992(2) \times 10^{-11} \text{ erg} = 13.60583(5) \text{ eV}$$

Atomic unit of angular momentum $\hbar = h/2\pi$

$$= 1.054592(8) \times 10^{-27} \text{ g cm}^2 \text{ s}^{-1}$$

Classical electron radius

$$\begin{aligned} l &= e^2/m_e c^2 \\ &= 2.81794 \times 10^{-13} \text{ cm} \end{aligned}$$

Schrödinger constant for fixed nucleus

$$8\pi^2 m_e \hbar^{-2} = 1.63817 \times 10^{27} \text{ erg}^{-1} \text{ cm}^{-2}$$

Schrödinger constant for ${}^1\text{H}$ atom

$$= 1.6374 \times 10^{27} \text{ erg}^{-1} \text{ cm}^{-2}$$

Hyperfine structure splitting of ${}^1\text{H}$ ground state

$$\nu_{\text{H}} = 1420.405751 \text{ 786}(2) \times 10^6 \text{ s}^{-1}$$

Doublet separation in ${}^1\text{H}$ atom

$$\begin{aligned} &(1/16)R_{\text{H}}\alpha^2[1 + \alpha/\pi + (5/8 - 5.946/\pi^2)\alpha^2] \\ &= 0.365877 \text{ cm}^{-1} = 1.09687 \times 10^{10} \text{ s}^{-1} \end{aligned}$$

Reduced mass of electron in ${}^1\text{H}$ atom

$$m_e(m_p/m_{\text{H}}) = 9.1046 \times 10^{-28} \text{ g}$$

Mass of ${}^1\text{H}$ atom

$$= 1.67352 \times 10^{-24} \text{ g} = 1.00782 \text{ amu}$$

Mass of proton

$$= 1.672661 \times 10^{-24} \text{ g} = 1.00727 \text{ amu}$$

Mass energy of unit atomic mass

$$\begin{aligned} \text{Mc}^2 &= 1.49241 \times 10^{-3} \text{ erg} \\ &= 931.481(5) \text{ MeV} \end{aligned}$$

Rest mass energy of electron

$$\begin{aligned} m_e c^2 &= 8.18727 \times 10^{-7} \text{ erg} \\ &= 0.511004 \text{ MeV} \end{aligned}$$

Mass ratio proton/electron

$$= 1836.11$$

Specific electron charge

$$\begin{aligned} e/m_e &= 1.758803 \times 10^7 \text{ EMU g}^{-1} \\ &= 5.27276 \times 10^{17} \text{ ESU g}^{-1} \end{aligned}$$

Quantum of magnetic flux

$$\begin{aligned} \hbar/e &= 1.379523 \times 10^{-17} \text{ erg s ESU}^{-1} \\ \hbar c/e &= 4.13571 \times 10^{-7} \text{ gauss cm}^2 \end{aligned}$$

Quantum of circulation

$$\hbar/m_e = 7.27389 \text{ erg s g}^{-1}$$

Compton wavelength

$$\begin{aligned} \hbar/m_e c &= 2.426310 \times 10^{-10} \text{ cm} \\ \hbar/2\pi m_e c &= 3.861592 \times 10^{-11} \text{ cm} \end{aligned}$$

Band spectrum constant (moment of inertia/wave number)

$$\hbar/8\pi^2 c = 27.9933 \times 10^{-40} \text{ g cm}$$

Atomic specific heat constant	$= c_2/c = h/k$ $= 4.79943 \times 10^{-11} \text{ s deg}$
Magnetic moment of 1 Bohr magneton	$\mu_B = \frac{1}{2} \alpha m_e^{1/2} a_0^{5/2} \tau_0^{-1} = he/4\pi m_e c$ $\mu_B = 9.27410(7) \times 10^{-21} \text{ erg gauss}^{-1}$
Electron magnetic moment	$\mu_e = 1.001159\ 639(3) \mu_B$
Proton magnetic moment	$\mu_p = 1.521032\ 6(5) \mu_B$
Gyromagnetic ratio of proton corrected for diamagnetism of H ₂ O	$\gamma_p = 2.675196(8) \times 10^4 \text{ rad s}^{-1} \text{ gauss}^{-1}$
Magnetic moment of 1 nuclear magneton	$\mu_n = he/4\pi m_p c$ $= 5.05095(5) \times 10^{-24} \text{ erg gauss}^{-1}$
Atomic unit of magnetic moment	$= 2\mu_B/\alpha$ $= 2.54177 \times 10^{-18} \text{ erg gauss}^{-1}$
Magnetic moment per mole of 1 Bohr magneton per molecule	$= 5585.02 \text{ erg gauss}^{-1} \text{ mole}^{-1}$
Zeeman displacement	$= e/4\pi m_e c [e \text{ in EMU}]$ $= 4.66860 \times 10^{-5} \text{ cm}^{-1} \text{ gauss}^{-1}$
in frequency	$= 1.39961 \times 10^6 \text{ s}^{-1} \text{ gauss}^{-1}$

The electron-volt and photons [4]

Wavelength associated with 1 electron-volt (1 eV)	$\lambda_0 = 12398.54(4) \times 10^{-8} \text{ cm}$
Wave number associated with 1 eV	$s_0 = 8065.46 \text{ cm}^{-1} = 8.065546 \text{ kilo-kayser}$
Frequency associated with 1 eV	$\nu_0 = 2.417965 \times 10^{14} \text{ s}^{-1}$
Energy of 1 eV	$E_0 = 1.602192(7) \times 10^{-12} \text{ erg} = 0.0734979 \text{ ryd}$
Photon energy associated with unit wave number	$hc = 1.98648 \times 10^{-16} \text{ erg}$
Photon energy associated with wavelength λ	$= 1.98648 \times 10^{-8}/\lambda \text{ erg} [\lambda \text{ in } \text{Å} \text{ vac}]$
Speed of 1 eV electron	$= [2 \times 10^8 (e/m_e c)]^{1/2}$ $= 5.93094 \times 10^7 \text{ cm s}^{-1}$ $(\text{velocity})^2 = 3.51760 \times 10^{15} \text{ cm}^2 \text{ s}^{-2}$
Wavelength of electron of energy V in eV	$= h(2m_e E_0)^{-1/2} V^{-1/2} = V^{-1/2} (12.264 \times 10^{-8}) \text{ cm}$
Temperature associated with 1 eV	$= E_0/k$ $= 11604.8 \text{ °K}$
Temperature associated with 1 eV in common logs	$= (E_0/k) \log e$ $= 5039.9 \text{ °K}$
Temperature associated with 1 kilo-kayser in common logs	$= 10^3 (hc/k) \log e$ $= 624.88 \text{ °K}$
Energy of 1 eV per molecule	$= 23053 \text{ cal mole}^{-1}$

Radiation constants

Radiation density constant = $8\pi^5 k^4/15c^3 h^3$	$a = 7.56464 \times 10^{-15} \text{ erg cm}^{-3} \text{ deg}^{-4}$
Stefan-Boltzmann constant = $ac/4$	$\sigma = 5.66956 \times 10^{-5} \text{ erg cm}^{-2} \text{ deg}^{-4} \text{ s}^{-1}$
First radiation constant (emittance) = $2\pi hc^2$	$c_1 = 3.74185 \times 10^{-5} \text{ erg cm}^2 \text{ s}^{-1}$
First radiation constant (radiation density) = $8\pi hc$	$c'_1 = 4.99258 \times 10^{-15} \text{ erg cm}$
Second radiation constant = hc/k	$c_2 = 1.43883 \text{ cm deg}$
Wien displacement law constant = $c_2/4.965114 23$	$= 0.289789$
Mechanical equivalent of light at $\lambda = 5550 \text{ \AA}$	$= 0.00147 \text{ watt/lumen}$

Some general constants [1]

Density of mercury (0 °C, 760 mmHg)	$= 13.395080 \text{ g cm}^{-3}$
Ratio, grating to Siegbahn scale of X-ray wavelengths [4]	$\lambda_g/\lambda_s = 1.002076$ [λ_s (Cu $K\alpha_1$) = 1.537400 kXu]
Grating space of calcite (20 °C)	$= 3.03566 \times 10^{-8} \text{ cm}$
Density of calcite (20 °C)	$= 2.71030 \text{ g cm}^{-3}$
Maximum density of water	$= 0.999972 \text{ g cm}^{-3}$
Caesium resonance frequency (defining the ephemeris second)	$= 9192 631770 \text{ Hz}$

[1] *A.Q.* 1, § 8; 2, § 9.[2] E. R. Cohen and J. W. M. Dumond, *Rev. Mod. Phys.*, **37**, 537, 1965.[3] M. Abramowitz and I. A. Stegun, *Handbook of Mathematical Functions*, Dover, 1965.[4] B. N. Taylor, Parker, Langenberg, *Rev. Mod. Phys.*, **41**, 375, 1969.**§ 10. General Astronomical Constants**

Astronomical unit of distance = mean Sun–Earth distance = semi-major axis of Earth orbit [2, 3, 7]	$\text{AU} = 1.495979(1) \times 10^{13} \text{ cm}$
Parsec (= 206264.806 AU)	$\text{pc} = 3.085678 \times 10^{18} \text{ cm}$ $= 3.261633 \text{ light year}$
Light year	$= 9.460530 \times 10^{17} \text{ cm}$
Light time for 1 AU [3]	$= 499.00479 \text{ s} = 0.005775 52 \text{ d}$
Solar mass	$M_{\odot} = 1.989(1) \times 10^{33} \text{ g}$
Solar radius	$R_{\odot} = 6.9599 \times 10^{10} \text{ cm}$
Solar radiation	$L_{\odot} = 3.826(8) \times 10^{33} \text{ erg/s}$
Earth mass	$M_{\oplus} = 5.976(4) \times 10^{27} \text{ g}$
Earth mean density	$\bar{\rho}_{\oplus} = 5.517(4) \text{ g cm}^{-3}$
Earth equatorial radius [4, 5]	$= 6378.164(2) \text{ km}$

Galactic pole $\alpha = 191^\circ.65$ $\delta = +27^\circ.67$ (1900)
in agreement with IAU coordinates [6]

Direction of galactic centre $\alpha = 264.83$ $\delta = -28^\circ.90$ (1900)

Solar motion velocity = 19.7(5) km/s
apex $\alpha = 271^\circ$ $\delta = +30^\circ$
 $l^{\text{II}} = 57$ $b^{\text{II}} = +22$

Galactic rotation constants $P = +0''.32(2)$ per century
 $Q = -0''.21(3)$ per century

Sun's equatorial horizontal parallax [3, 4, 5]
 $= 8''.79418(3) = 4.26353 \times 10^{-5}$ rad

Moon's equatorial horizontal sine parallax [8]
 $= 3422''.54$

Constant of nutation [8] $= 9''.210$

Constant of aberration [8] $= \frac{2\pi \times 206265 \times \text{AU}}{ct(1-e^2)^{1/2}}$
 $= 20''.496$

[t = sidereal year, e = Earth orbital eccentricity]

Gaussian gravitational constant k in $n^2a^3 = k^2(1+m)$, where m = mass of planet in solar units, n = mean daily motion, and a = semi-major axis in AU

$k = 0.017202\ 098950$ radian (a defining constant)
 $= 3548''.187607$
 $= 0^\circ.985607\ 6686$

$k/86400 = k' = 1.990983\ 675 \times 10^{-7}$ radian, for use with
seconds of time
 $= 2\pi/(\text{sidereal year in sec})$

Heliocentric gravitational constant = $\text{AU}^3(k')^2$
 $= 1.327124 \times 10^{26}$ $\text{cm}^2 \text{s}^{-1}$

Semi-major axis of Earth orbit in terms of AU defined by gaussian constant [5]
 $= 1.000000\ 236$ AU

Parallactic inequality [4] $P_{\zeta} = 124''.936$

Constant of lunar inequality = $\mu A_{\zeta}/\text{AU} (1+\mu)$
 $L = 6''.4399$

where $\mu = M_{\oplus}/M_{\zeta}$ and A_{ζ} is lunar distance

Lunar inequality in Sun's longitude
 $L_s = 6''.467 = L \times 1.0045$

Mass ratios [4, 5, 7] $M_{\oplus}/M_{\zeta} = 81.301$
 $M_{\oplus}/M_{\oplus} = 332945$
 $M_{\oplus}/(M_{\oplus} + M_{\zeta}) = 328900$

Obliquity of ecliptic (instantaneous ecliptic) [9]
 $\epsilon = 23^\circ\ 27'\ 8''.26 - 46''.845 T - 0''.0059 T^2$
 $+ 0''.00181 T^3$

where T is in centuries from 1900

Obliquity of ecliptic (fixed ecliptic of 1900)

$$\begin{aligned}\epsilon_1 &= 23^\circ 27' 8''.26 + 0''.061 T^2 - 0''.008 T^3 \\ \sin \epsilon \text{ or } \epsilon_1 (1900) &= 0.397986 \\ \cos \epsilon \text{ or } \epsilon_1 (1900) &= 0.917392\end{aligned}$$

[1] *A.Q.* 1, § 9; 2, § 10.

[2] M. E. Ash, Shapiro, Smith, *A.J.*, 72, 338, 1967.

[3] D. O. Muhleman, *M.N.*, 144, 151, 1969.

[4] Working group, *Trans. I.A.U.*, 1964, XIIB, p. 593, 1966.

[5] R. M. L. Baker and M. W. Makemson, *Astrodynamics*, 2nd ed., p. 156, Academic Press, 1967.

[6] A. Blaauw, Gum, Pawsey, Westerhout, *M.N.*, 121, 123, 1960.

[7] E. Rabe and M. P. Francis, *A.J.*, 72, 856, 1967.

[8] *Astronomical Ephemeris*, 1970, p. 477.

[9] *Explanatory Supplement to the Ephemeris*, 1961.

§ 11. Astronomical Constants involving Time

Astronomical observations are based on universal time UT_0 (or t_U) which is sidereal time corrected to mean solar time. Minor variations are extracted to give UT_1 (UT_0 corrected for polar movement), and UT_2 (UT_1 corrected for seasonal variations). All are subject to variations from deceleration and unevenness of the Earth's rotation. Thus official clocks have been corrected by step and rate variations to give Universal Coordinated Time UTC for time services.

An ephemeris time ET (or t_E) with a constant rate has been defined. It is related to the length of the tropical year and to the system of astronomical constants [3]. It was intended to agree with UT at 1900.0.

$$\text{Tropical year (1900.0)} = 31\,556\,925.9747 s_E \text{ (ephemeris seconds)}$$

A very stable atomic time rate has been established using a caesium resonator [2]. Atomic time AT (or t_A) has been defined and made to agree with UT at 1958.0. The AT and ET rates agree within 2 parts in 10^9 .

$$\text{Atomic second } s_A = 9\,192\,631\,770 \text{ caesium cycles}$$

On January 1 1972 the AT rate was adopted for all timing. The UTC provided by the services is kept within 0.7 s of UT by the inclusion of leap seconds at stated times.

Mean solar second (smoothed)/ephemeris second

$$s_U/s_E = s_U/s_A = 1 + \Delta$$

Smoothed Earth deceleration from ancient eclipses [1, 5, 10]

$$\Delta = +1.8 \times 10^{-8} T$$

where T is epoch from 1900.0 in centuries. This value is strongly dependent [8] on the acceptance of $-11''.2 \text{ century}^{-2}$ for the secular acceleration of the Moon.

Time difference relations

$$t_E = t_A + 32^s.15$$

$$t_A = t_U(1958.0)$$

Difference between ephemeris and universal time and rate [1, 2, 3]

Epoch	$t_E - t_U$	Δ	Epoch	$t_E - t_U$	Δ	Epoch	$t_E - t_U$	Δ	Epoch	$t_E - t_U$	Δ
	s	10^{-8}		s	10^{-8}		s	10^{-8}		s	10^{-8}
1810.0	+4		1860.0	+2.3	-0.3	1910.0	+9.6	+4.4	1956.0	+31.34	+1.1
1815	+4		1865	+1.7	-1.4	1915	+15.8	+3.8	1958	+32.15	+1.0
1820	+4	-1.7	1870	-2.0	-3.4	1920	+20.1	+2.0	1960	+33.12	+1.4
1825	+3	-1.1	1875	-7.4	-2.1	1925	+22.5	+0.6	1962	+33.98	+1.8
1830	+0.7	-0.9	1880	-8.0	-0.3	1930	+23.1	+0.2	1964	+35.01	+2.3
1835	-1.2	-0.7	1885	-8.1	0.0	1935	+23.6	+0.3	1966	+36.54	+2.7
1840	-1.0	+0.7	1890	-8.0	+0.3	1940	+24.0	+1.0	1968	+38.29	+2.9
1845	0.0	+1.1	1895	-7.6	+1.1	1945	+26.0	+1.5	1970	+40.1	
1850	+1.0	+0.8	1900	-4.5	+3.6	1950	+28.0	+1.6	1972	+41.9	
1855	+2.0	+0.4	1905	+2.6	+4.5	1955	+30.3	+1.2	1974	+44	

Day

Period of rotation of Earth (referred to fixed stars)

$$\begin{aligned}
 &= (86164.09892 + 0.0015 T) s_E \\
 &= 23^h 56^m 04.0982 + 0.0015 T s_E \\
 &= (0.997269 6634 + 1.8 \times 10^{-8} T) d_E \\
 &= (1.002737 811 - 1.8 \times 10^{-8} T)^{-1} d_E \\
 &= 1.0 + (971 + 0.6 T) \times 10^{-10} \text{ mean sid. d}
 \end{aligned}$$

Ephemeris day

$$d_E = 86400 s_E$$

Sidereal day (referred to γ)

$$\begin{aligned}
 &= (86164.09055 + 0.0015 T) s_E \\
 &= (1.002737 909 - 1.8 \times 10^{-8} T)^{-1} d_E
 \end{aligned}$$

Motion of mean Sun in R.A. measured from a fixed equinox, in an ephemeris day

$$= 3548''.204205$$

Sidereal mean motion of Sun in longitude per ephemeris day [4]

$$= 3548''.1927823 - 0''.000001 T$$

Motion of mean Sun in tropical longitude per ephemeris day

$$= 3548''.330407 + 0''.000060 T$$

Mean rotation of Earth in an ephemeris day [4]

$$= 1299548''.204205 - 0''.0246 T$$

Mean solar day

$$\begin{aligned}
 &= (86400 + 0.0015 T) s_E \\
 &= 24^h 03^m 56^s.5554 \text{ sid. t (in 1900)} \\
 &= 1.002737 91 \text{ sidereal days (in 1900)}
 \end{aligned}$$

Year

Tropical year (equinox to equinox) [4]

$$\begin{aligned}
 &= (365.242198 78 - 0.000006 16 T) d_E \\
 &= (31 556925.9747 - 0.530 T) s_E \\
 &= (365.242199 - 0.000013 T) \text{ mean solar days}
 \end{aligned}$$

Sidereal year (fixed stars)

$$\begin{aligned}
 &= 365.256365 56 + 0.000000 11 T) d_E \\
 &= (31 558149.984 + 0.010 T) s_E
 \end{aligned}$$

Time for 360° R.A. movement of mean Sun measured from a fixed ecliptic

$$= 365.255189 7 d_E$$

Anomalistic year (perihelion to perihelion)	= (365.259641 34 + 0.000003 04 T) d _E
Eclipse year	= (346.620031 + 0.000032 T) d _E
Julian year	= 365.25 days
Gregorian calendar year	= 365.2425 days
Commencement of Besselian year (when Sun R.A. = 18 ^h 40 ^m)	= Jan. 0 ^d .813516 + 0 ^d .242198 78(x - 1900) - 0 ^d .000308 T^2 - n where n = number of leap years between the year x and 1900 not counting x
Period of a comet or asteroid	= 1.000040 27 $a^{3/2}$ tropical years = 365.256898 $a^{3/2}$ d [a in AU]

Moon

Synodical month (new moon to new moon)	= (29.530588 2 - 0.000000 2 T) d
Sidereal month (fixed stars)	= (27.321661 0 - 0.000000 2 T) d
Period of Moon's node, nutation period	= 18.61 tropical years

Precession

The precessional constants (per century) are from [4]. The epoch T is in tropical centuries from 1900.0. N = the Newcomb value [7].

Precessional constant	$P = 5493''.84 - 0''.004 T = N + p_g + 1''.27$
Constant of luni-solar precession	$p_0 = 5040''.01 + 0''.49 T = N + p_g + 1''.01$
Geodetic precession (a relativity effect)	

$$p_g = 1''.92$$

$$p_1 = p_0 - p_g = 5038''.09 + 0''.49 T$$

Centennial general precession in longitude	$p = 5026''.65 + 2''.225 T = N + 1''.01$
--	--

$$\text{Later estimate of correction [9]} = N + 1''.13$$

Planetary precession	$\lambda' = 12''.48 - 1''.89 T$
Centennial precession in R.A.	$m = 4609''.43 + 2''.80 T = N + 0''.92$ $= 307^s.295 + 0^s.186 T$
Centennial precession in dec.	$n = 2005''.08 - 0''.85 T = N + 0''.40$

Period of precession (fixed ecliptic)	= 25725 years
(moving ecliptic)	= 25784 years

Longitude of node of moving on fixed ecliptic	$\Pi = 173^\circ 57' 10'' + 3288'' T$
Speed of rotation of ecliptic	$\pi = 47''.11 T - 0''.071 T^2 + 0''.0006 T^3$ $\pi \sin \Pi = 4''.96 T + 0''.194 T^2 - 0''.0002 T^3$ $\pi \cos \Pi = -46''.84 T + 0''.054 T^2 + 0''.0003 T^3$

[1] *A.Q.* 1, § 10; 2, § 11.

[2] L. Essen, *Metrologia*, 4, 163, 1968.

- [3] *Astronomical Ephemeris*, 1970.
 [4] G. M. Clemence, *A.J.*, **53**, 169, 1948.
 [5] D. R. Currott, *A.J.*, **71**, 264, 1966.
 [6] S. Newcomb, *Astron. Pap. Amer. Eph.*, **8**, 73, 1897.
 [7] *Explanatory Supplement to the Ephemeris*, 1961.
 [8] R. R. Newton, *Science*, **166**, 825, 1969.
 [9] W. Fricke, *A.J.*, **72**, 1368, 1967.
 [10] R. R. Newton, *Mem. R.A.S.*, **76**, 99, 1972.

§ 12. Units

Units are expressed in the CGS system: cm, g, s.

SI units are quoted: metre m, kilogram kg, second s, ampere A, Kelvin K, and candela cd [2].

Dimensionless units

Degree	$1^\circ = \text{deg} = \text{right angle}/90$
Radian	$\text{rad} = 57.29578 \text{ deg}$
Steradian	$\text{sr} = 3282.8 \text{ deg}^2$
Exponential interval	$\text{exp} = 0.4343 \text{ dex}$
Magnitude	$\text{mag} = -0.4000 \text{ dex (in star brightness)}$

Length, l

Metre (SI unit)	$m = 100 \text{ cm}$ $= 1\,650\,763.73 \text{ }^{86}\text{Kr wavelengths (in vac.)}$
Kilometre	$\text{km} = 10^5 \text{ cm}$
Angstrom unit	$\text{\AA} = 10^{-8} \text{ cm} = 10^{-10} \text{ m}$
Micro	$\mu = \mu\text{m} = 10^{-4} \text{ cm} = 10^{-6} \text{ m}$
Atomic unit	$a_0 = 0.52918 \times 10^{-8} \text{ cm}$
Astronomical unit	$\text{AU} = 1.49598 \times 10^{13} \text{ cm}$
Light year	$\text{ly} = 9.4605 \times 10^{17} \text{ cm} = 63240 \text{ AU}$
Parsec	$\text{pc} = 3.0857 \times 10^{18} \text{ cm}$ $= 206265 \text{ AU} = 3.2616 \text{ ly}$
Foot	$\text{ft} = 30.4800 \text{ cm} = 12 \text{ inch}$
Inch	$\text{in} = 2.540000 \text{ cm}$
Mile	$= 1.609344 \text{ km} = 5280 \text{ ft}$
Nautical mile [2]	$= 1.853 \text{ km} = 6080 \text{ ft}$
Solar radius	$R_\odot = 6.960 \times 10^{10} \text{ cm}$
Classical electron radius	$l = 2.818 \times 10^{-13} \text{ cm}$

Area

Square foot	$\text{ft}^2 = 929.03 \text{ cm}^2$
Acre	$= 4046.85 \text{ m}^2 = 43560 \text{ ft}^2$
Barn	$= 10^{-24} \text{ cm}^2$
Area 1st Bohr orbit	$\pi a_0^2 = 8.7974 \times 10^{-17} \text{ cm}^2$

Volume

Cubic foot	$\text{ft}^3 = 28316.8 \text{ cm}^3$ $= 6.229 \text{ British gallons} = 7.481 \text{ U.S. gallons}$
Litre (old definition)	$= 1000.027 \text{ cm}^3$
Fluid ounce	$= 480 \text{ minims (Brit. and U.S.)}$ $= 28.413 \text{ cm}^3 \text{ (British)}$ $= 29.574 \text{ cm}^3 \text{ (U.S.)}$
Solar volume	$(4/3)\pi R_{\odot}^3 = 1.4122 \times 10^{33} \text{ cm}^3$
Cubic parsec	$= 2.93800 \times 10^{55} \text{ cm}^3$

Time

Second	$\text{s} = \text{CGS unit} = \text{SI unit}$
Ephemeris second	$\text{s}_E = (1/31\,556\,925.9747) \text{ tropical year (1900.0)}$
Atomic second	$\text{s}_A = 9192\,631\,770 \text{ }^{133}\text{Cs cycles}$
Hour	$\text{h} = 3600 \text{ s} = 60 \text{ min}$
Day	$\text{d} = 86400 \text{ s}$
Tropical year	$\text{y} = 31\,556\,926 \text{ s}$ $= 365.24219 \text{ d}$
Sidereal second	$= 0.9972696 \text{ s}$
Sidereal year	$= 365.25636 \text{ d}$
Atomic unit (1st Bohr period/ 2π)	$\tau_0 = 2.4189 \times 10^{-17} \text{ s}$
Jordan's elementary time	$l/c = 9.3996 \times 10^{-24} \text{ s}$

Mass

Kilogram (SI unit)	$\text{kg} = 1000 \text{ g}$
Pound avoirdupois	$\text{British lb} = 453.59237 \text{ g} = 7000 \text{ grains}$ $\text{American lb} = 453.59243 \text{ g} = 7000 \text{ grains}$
Pound troy and apothecary	$= 373.242 \text{ g} = 5760 \text{ grains}$
Grain (all systems)	$= 0.064798 \text{ g}$
Carat	$= 0.2000 \text{ g}$
Slug	$= 14.594 \text{ kg}$
Ton = tonne	$= 2240 \text{ lb}$ $= 1.016047 \times 10^6 \text{ g}$
Metric ton	$= 10^6 \text{ g}$
Solar mass	$M_{\odot} = 1.989 \times 10^{33} \text{ g}$
Atomic unit (electron)	$m_e = 9.1096 \times 10^{-28} \text{ g}$
Atomic mass unit	$\text{amu} = 1.66053 \times 10^{-24} \text{ g}$

Energy

Joule (SI unit)	$\text{J} = 10^7 \text{ erg}$
Calorie [2]	$\text{cal} = 4.1854 \text{ J} = 4.1854 \times 10^7 \text{ erg}$ $\text{cal (IT)} = 4.1868 \text{ J}; \text{cal (chem)} = 4.1840 \text{ J}$
Kilowatt-hour	$= 3600 \times 10^3 \text{ J} = 8.6013 \times 10^5 \text{ cal}$

British thermal unit	BTU = 1055 J = 252.0 cal
Therm	= 100000 BTU
Foot-pound	= 1.35582×10^7 erg
Kiloton of TNT	= 4.2×10^{19} erg
Electron volt	$E_0 = eV = 1.6022 \times 10^{-12}$ erg = 10^{-6} MeV = 10^{-9} GeV or BeV
Atomic unit (2 Rydbergs)	= 4.3598×10^{-11} erg ryd = 2.1799×10^{-11} erg
Energy of unit wave number	= 1.9865×10^{-16} erg
Mass energy of unit atomic weight	= 1.4924×10^{-3} erg = 9.315×10^8 eV
Energy associated with 1 °K	$k = 1.3806 \times 10^{-16}$ erg = 8.617×10^{-5} eV

Power

Watt (SI unit)	= 10^7 erg/s = J/s
British horse-power	= 745.7 watt
Force de cheval	= 735.5 watt
Star, $M_{bol} = 0$ radiation	= 2.97×10^{28} watt
Solar luminosity	= 3.826×10^{26} watt

Force

Newton (SI unit)	N = 10^5 dyn
Poundal	= 1.3825×10^4 dyn
Pound weight	= 4.4482×10^5 dyn
Slug	= 14.594 kg
Gram weight	= 980.665 dyn
Proton-electron attraction at distance a_0	= 8.238×10^{-3} dyn

Acceleration

	gal = 1 cm s^{-2}
Gravity (standard)	$g = 980.665 \text{ cm s}^{-2} = 32.174 \text{ ft s}^{-2}$
Sun's surface	= $2.740 \times 10^4 \text{ cm s}^{-2}$
At 1 AU from Sun	= 0.5931 cm s^{-2}

Velocity

Metres per sec (SI units)	= 100 cm/s
Mile per hour	= 44.704 cm/s = 1.4667 ft/s
Velocity of light	$c = 2.997925 \times 10^{10}$ cm/s
AU per year	= 4.7406 km/s
Parsec per year	= 9.7781×10^{10} cm/s
Electron in 1st Bohr orbit	= 2.188×10^8 cm/s
1 eV electron	= 5.931×10^7 cm/s
Knot	= 51.47 cm/s

Pressure

Pascal (SI unit)	$= 10 \text{ dyn cm}^{-2} = 10 \mu\text{b}$
Barye (occasionally called Bar)	$\mu\text{b} = 1.000 \text{ dyn cm}^{-2}$
Bar	$\text{bar} = 1.000 \times 10^6 \text{ dyn cm}^{-2} = 0.986923 \text{ atm}$ $= 1.0197 \times 10^3 \text{ g-weight cm}^{-2}$
Millibar	$\text{mb} = 10^{-3} \text{ bar} = 10^3 \mu\text{b} = 10^3 \text{ dyn cm}^{-2}$
Atmosphere (standard)	$\text{atm} = 1.013250 \times 10^6 \text{ dyn cm}^{-2}$ $= 760 \text{ mmHg} = 1013.25 \text{ mb}$
Millimetre of mercury (= 1 Torr)	$\text{mmHg} = 1333.22 \text{ dyn cm}^{-2} = 0.001315 \text{ 8 atm}$
Inch of mercury	$= 3.38638 \times 10^4 \text{ dyn cm}^{-2} = 0.033421 \text{ atm}$
Pound per sq. inch	$= 6.8947 \times 10^4 \text{ dyn cm}^{-2} = 0.068046 \text{ atm}$

Density

Kilogram/cubic metre (SI unit)	$= 1.000 \times 10^{-3} \text{ g cm}^{-3}$
Density of water (4 °C)	$= 0.999972 \text{ g cm}^{-3}$
Density of mercury (0 °C)	$= 13.5951 \text{ g cm}^{-3}$
Solar mass/cubic parsec	$= 6.770 \times 10^{-23} \text{ g cm}^{-3}$
STP gas density	$= 4.4616 \times 10^{-5} M_0 \text{ g cm}^{-3}$
where M_0 is molecular weight.	

Temperature

Degree scales (Kelvin K, Celsius (centigrade) C, Fahrenheit F)	$\text{deg K} = \text{deg C} = 1.8 \text{ deg F}$
Temperature comparisons	$0 \text{ °C} = 273.150 \text{ °K} = 32 \text{ °F}$ $100 \text{ °C} = 373.150 \text{ °K} = 212 \text{ °F}$
Triple point of natural water	$= 273.160 \text{ °K} = 0.010 \text{ °C}$
Elementary temperature	$ch/lk = 8.1264 \times 10^{11} \text{ °K}$
Temperature associated with 1 eV	$= 11605 \text{ °K}$
for common logs	$= 5040 \text{ °K}$

Fixed points (temperature scale of 1968)

Hydrogen	TrP	13.81 °K	Gold [3]	MP	1337.58 °K
Oxygen	BP	90.19 °K	Platinum	MP	2044 °K
Sulphur	BP	717.75 °K	Rhodium	MP	2236 °K
Silver	MP	1235.1 °K	Iridium	MP	2720 °K

Viscosity (dynamic)

Poise	$\text{P} = 1 \text{ g cm}^{-1} \text{ s}^{-1}$
SI unit	$\text{N s m}^{-2} = 10 \text{ g cm}^{-1} \text{ s}^{-1}$

Viscosity (kinematic)

Stokes	$= 1 \text{ cm}^2 \text{ s}^{-1}$
SI unit	$\text{m}^2 \text{ s}^{-1} = 10000 \text{ cm}^2 \text{ s}^{-1}$

Frequency

Hertz	Hz = cycle/s
Kayser	$\text{cm}^{-1} = c \text{ Hz} \simeq 3 \times 10^{10} \text{ Hz}$
a wave number unit	
Rydberg frequency	$cR_{\infty} = 3.28984 \times 10^{15} \text{ Hz}$
Frequency in 1st Bohr orbit	$2cR_{\infty} = 6.5797 \times 10^{15} \text{ Hz}$
Frequency of free electron in magnetic field \mathcal{H}	$= 2.7992 \times 10^6 \mathcal{H} \text{ Hz gauss}^{-1}$
Plasma frequency associated with electron density N_e	$= 8.979 \times 10^3 N_e^{1/2} \text{ Hz } [N_e \text{ in cm}^{-3}]$

Angular velocity (= 2π frequency)

Unit of angular velocity	$= 1 \text{ rad/s} = (1/2\pi) \text{ Hz}$
1" of arc per tropical year	$= 1.536314 \cdot 7 \times 10^{-13} \text{ rad/s}$
1" of arc per day	$= 5.611269 \cdot 5 \times 10^{-11} \text{ rad/s}$
Angular velocity of Earth on its axis	$= 7.292115 \cdot 2 \times 10^{-5} \text{ rad/s}$
Mean angular velocity of Earth in its orbit	$= 1.990986 \cdot 7 \times 10^{-7} \text{ rad/s}$

Momentum

SI unit	$= 10^3 \text{ g cm s}^{-1}$
<i>mc</i>	$= 2.73098 \times 10^{-17} \text{ g cm s}^{-1}$
Electron momentum in 1st Bohr orbit	$= 1.993 \times 10^{-19} \text{ g cm s}^{-1}$

Angular momentum

SI unit	$= 10^7 \text{ g cm}^2 \text{ s}^{-1}$
Quantum unit	$\hbar = 1.0546 \times 10^{-27} \text{ erg s}$
Homogeneous sphere (R = radius, \mathcal{M} = mass, ω = angular velocity)	$\text{ang. mom.} = (2/5)R^2\mathcal{M}\omega$
Angular momentum of solar system	$= 3.148 \times 10^{50} \text{ g cm}^2 \text{ s}^{-1}$

Luminous intensity

Luminous intensity is defined as the luminous emission per sterad	
Candela (SI unit)	$\text{cd} = (1/60) \text{ luminous intensity of 1 projected cm}^2 \text{ black body at the temperature of melting platinum (2044 } ^\circ\text{K)}$
Star, $M_v = 0$, outside Earth atmosphere	$= 2.45 \times 10^{29} \text{ cd}$

Luminous flux

Lumen (both SI and CGS unit)	$= \text{flux from 1 cd into 1 sr}$ $= \text{flux from } (1/60\pi) \text{ cm}^2 \text{ of black body at } 2044 \text{ } ^\circ\text{K}$
Lumen of maximum visibility radiation (5550 Å)	$= 1.470 \times 10^{-3} \text{ watt}$ $\therefore 1 \text{ watt at } 5550 \text{ Å} = 680 \text{ lumens}$

Luminous energy

Talbot (SI unit) = 1 lumerg (CGS unit)
 = 1 lumen second

Surface brightness

Stilb sb = 1 cd cm⁻² = π lambert
 = 1 lumen cm⁻² sr⁻¹

Lambert = (1/ π) cd cm⁻² = 1000 millilambert
 = 1 lumen cm⁻² for a perfectly diffusing surface

Apostilb = 1 lumen m⁻² for a perfectly diffusing surface
 = 10⁻⁴ lambert

Nit (SI unit) = 10⁻⁴ sb = cd m⁻²

Candle per square inch = 0.487 lambert = 0.155 stilb

Foot-lambert = 1.076 \times 10⁻³ lambert = 3.43 \times 10⁻⁴ stilb

1 $m_v = 0$ star per sq. deg outside atmosphere
 = 0.84 \times 10⁻⁶ stilb = 0.84 \times 10⁻² nit
 = 2.63 \times 10⁻⁶ lambert

1 $m_v = 0$ star per sq. deg inside clear unit airmass
 = 0.69 \times 10⁻⁶ stilb

Luminous emittance (of a surface)

Lumen per sq. metre (SI unit) = 10⁻⁴ lumen cm⁻²

Illuminance (light received per unit surface)

Phot (CGS unit) = 1 lumen cm⁻²

Lux (SI unit) lx = 1 lumen m⁻² = 10⁻⁴ phot
 = 1 metre-candle

Foot-candle = 10.76 lux = 1.076 \times 10⁻³ phot
 = 1 lumen ft⁻²

Star, $m_v = 0$, outside Earth atmosphere
 = 2.54 \times 10⁻¹⁰ phot

Electrical units

The general inter-relations between electric and magnetic units are given in § 13.

Electric charge

Coulomb (SI unit) C = 2.997925 \times 10⁹ ESU = 0.10 EMU
 = -6.24145 \times 10¹⁸ electrons

Electron charge e = -4.80325 \times 10⁻¹⁰ ESU
 = 1.60219 \times 10⁻¹⁹ C

Electric potential

Volt (SI unit) V = 3.33564 \times 10⁻³ ESU = 10⁸ EMU

Potential of electron at 1st Bohr orbit distance
 = 27.212 volt = 0.090768 ESU

Ionization potential from 1st Bohr orbit
 = 13.606 volt = 0.045384 ESU

Electric field

Volt per metre (SI unit)	$= 3.33564 \times 10^{-5} \text{ ESU} = 10^6 \text{ EMU}$
Nuclear field at 1st Bohr orbit	$= 5.140 \times 10^{11} \text{ volt/m} = 1.7145 \times 10^7 \text{ ESU}$

Resistance

Ohm (SI unit)	$\Omega = 1.11265 \times 10^{-12} \text{ ESU} = 10^9 \text{ EMU}$
---------------	---

Electric current

Ampere (SI unit)	$A = 2.997925 \times 10^9 \text{ ESU} = 0.10 \text{ EMU}$ $= -6.24145 \times 10^{18} \text{ electrons/s}$
Current in 1st Bohr orbit	$= 1.054 \times 10^{-3} \text{ A} = 3.16 \times 10^6 \text{ ESU}$

Electric dipole moment

Coulomb-metre (SI unit)	$\text{C-m} = 2.9979 \times 10^{11} \text{ ESU} = 10 \text{ EMU}$
Dipole moment of nucleus and electron in 1st Bohr orbit	$= 0.8478 \times 10^{-29} \text{ C-m} = 2.5416 \times 10^{-18} \text{ ESU}$

Magnetic field

Ampere-turn per metre (SI unit)	$= 4\pi \times 10^{-3} \text{ oersted [oersted} = \text{EMU}]$ $= 3.767 \times 10^9 \text{ ESU}$
Gauss (in free space)	$= 1 \text{ oersted} = 79.58 \text{ amp-turn/m}$
Gamma	$\gamma = 10^{-5} \text{ oersted}$
Atomic unit ($m_e^{1/2} a_0^{-1/2} \tau_0^{-1}$)	$= 1.715 \times 10^7 \text{ gauss}$
Field at nucleus due to electron in 1st Bohr orbit	$\alpha m_e^{1/2} a_0^{-1/2} \tau_0^{-1} = 1.251 \times 10^5 \text{ oersted}$

Magnetic flux density, Magnetic induction

Tesla (SI unit)	$= 10^4 \text{ gauss}$ $= 1 \text{ weber/m}^2$
-----------------	---

Magnetic moment

Weber-metre (SI unit)	$= (1/4\pi) 10^{10} \text{ EMU} = 0.02654 \text{ ESU}$ $[\text{EMU} = \text{erg gauss}^{-1}]$
Atomic unit ($m_e^{1/2} a_0^{5/2} \tau_0^{-1}$)	$= 2.542 \times 10^{-18} \text{ erg gauss}^{-1}$
Bohr magneton, magnetic moment of electron in 1st Bohr orbit	$= \frac{1}{2} \alpha m_e^{1/2} a_0^{5/2} \tau_0^{-1}$ $\mu_B = 0.9274 \times 10^{-20} \text{ erg gauss}^{-1}$
Nuclear magneton $\mu_K = \mu_B(m_e/m_p)$	$= 5.051 \times 10^{-24} \text{ erg gauss}^{-1}$
Earth magnetic moment	$= 7.98 \times 10^{25} \text{ EMU}$

Radioactivity

Curie [4]	$= 3.700 \times 10^{10} \text{ disintegrations s}^{-1}$
Roentgen	$= \text{exposure to radiation producing } 2.082 \times 10^9$ $\text{ion pairs in } 0.001293 \text{ g of air}$

[1] *A.Q.* 1, § 11; 2, § 12.[2] *Metrication in Scientific Journals*, Royal Soc., 1968.[3] D. Labs and H. Neckel, *Z. Ap.*, 69, 1, 1968.[4] M. Abramowitz and I. A. Stegun, *Handbook of Mathematical Functions*, p. 8, Dover, 1965.[5] *Comm. Int. Poids et Mesures, Metrologia*, 5, 35, 1969.

§ 13. Electric and Magnetic Unit Relations

In the table comparing electric and magnetic units the approximation $c = 3 \times 10^{10}$ cm/s has been adopted. Every 3 factor can readily be converted to the more accurate 2.997925 if required.

[1] A.Q. 1, § 12; 2, § 13.

[2] G. H. Rayner and A. E. Drake, *SI Units in Electricity and Magnetism* (published from National Physical Laboratory, 1971).

Electric and

Quantity and symbol	SI unit and symbol	in ESU
Charge	Q coulomb	C = 3×10^9 ESU
Current	I ampere	A = 3×10^9 ESU
Potential, E.M.F.	V volt	V = $(1/3) \times 10^{-2}$ ESU
Electric field	\mathcal{E} volt/m	= $(1/3) \times 10^{-4}$ ESU
Resistance	R ohm	Ω = $(1/9) \times 10^{-11}$ ESU
Resistivity	ρ ohm m	= $(1/9) \times 10^{-9}$ ESU
Conductance	G siemens, mho	\mathcal{U} = 9×10^{11} ESU
Conductivity	σ mho/m	= 9×10^9 ESU
Capitance	C farad	F = 9×10^{11} cm
Electric flux	Ψ coulomb	C = $12\pi \times 10^9$ ESU
Electric flux density, displacement	D coulomb/m ²	= $12\pi \times 10^5$ ESU
Polarization	P coulomb/m ²	= 3×10^5 ESU
Electric dipole moment	coulomb/m	= 3×10^{11} ESU
Permittivity, dielectric const.	ϵ farad/m	= $36\pi \times 10^9$ ESU
Permittivity of free space	ϵ_0 $(1/36\pi) \times 10^{-9}$ F/m	= 1 ESU
Inductance	L henry	H = $(1/9) \times 10^{-11}$ ESU
Magnetic pole strength	m weber	Wb = $(1/12\pi) \times 10^{-2}$ ESU
Magnetic flux	Φ weber	Wb = $(1/3) \times 10^{-2}$ ESU
Magnetic field	\mathcal{H} ampere turn/m	= $12\pi \times 10^7$ ESU
Magnetomotive force, mag. pot.	\mathcal{F} ampere turn	AT = $12\pi \times 10^9$ ESU
Magnetic dipole moment	M weber m	= $(1/12\pi)$ ESU
Electromagnetic moment	m ampere m ²	
Mag. flux density, induction	B tesla	T = $(1/3) \times 10^{-6}$ ESU
Intensity of magnetization	J weber/m ²	T = $(1/12\pi) \times 10^6$ ESU
Magnetic energy density	$B \times \mathcal{H}$ joule/m ³	
Permeance	Λ henry	H = $(1/36\pi) \times 10^{-11}$ ESU
Reluctance	1/henry	= $36\pi \times 10^{11}$ ESU
Permeability	μ henry/m	= $(1/36\pi) \times 10^{-13}$ ESU
Permeability of free space	μ_0 $4\pi \times 10^{-7}$ H/m	= $(1/9) \times 10^{-20}$ ESU

magnetic units

in EMU etc.	Dimensions												
	ESU				EMU				ESU	SI			
	L	M	T	κ	L	M	T	μ	$\frac{\text{ESU}}{\text{EMU}}$	L	M	T	I
= 10^{-1} EMU	$\frac{3}{2}$	$\frac{1}{2}$	-1	$\frac{1}{2}$	$\frac{1}{2}$	$\frac{1}{2}$	0	$-\frac{1}{2}$	1/c	0	0	1	1
= 10^{-1} EMU	$\frac{3}{2}$	$\frac{1}{2}$	-2	$\frac{1}{2}$	$\frac{1}{2}$	$\frac{1}{2}$	-1	$-\frac{1}{2}$	1/c	0	0	0	1
= 10^8 EMU	$\frac{1}{2}$	$\frac{1}{2}$	-1	$-\frac{1}{2}$	$\frac{3}{2}$	$\frac{1}{2}$	-2	$\frac{1}{2}$	c	2	1	-3	-1
= 10^6 EMU	$-\frac{1}{2}$	$\frac{1}{2}$	-1	$-\frac{1}{2}$	$\frac{1}{2}$	$\frac{1}{2}$	-2	$\frac{1}{2}$	c	1	1	-3	-1
= 10^9 EMU	-1	0	1	-1	1	0	-1	1	c^2	2	1	-3	-2
= 10^{11} EMU	0	0	1	-1	2	0	-1	1	c^2	3	1	-3	-2
= 10^{-9} EMU	1	0	-1	1	-1	0	1	-1	1/c ²	-2	-1	3	2
= 10^{-11} EMU	0	0	-1	1	-2	0	1	-1	1/c ²	-3	-1	3	2
= 10^{-9} EMU	1	0	0	1	-1	0	2	-1	1/c ²	-2	-1	4	2
= $4\pi \times 10^{-1}$ EMU	$\frac{3}{2}$	$\frac{1}{2}$	-1	$\frac{1}{2}$	$\frac{1}{2}$	$\frac{1}{2}$	0	$-\frac{1}{2}$	1/c	0	0	1	1
= $4\pi \times 10^{-5}$ EMU	$-\frac{1}{2}$	$\frac{1}{2}$	-1	$\frac{1}{2}$	$-\frac{3}{2}$	$\frac{1}{2}$	0	$-\frac{1}{2}$	1/c	-2	0	1	1
= 10^{-5} EMU	$-\frac{1}{2}$	$\frac{1}{2}$	-1	$\frac{1}{2}$	$-\frac{3}{2}$	$\frac{1}{2}$	0	$-\frac{1}{2}$	1/c	-2	0	1	1
= 10 EMU	$\frac{5}{2}$	$\frac{1}{2}$	-1	$\frac{1}{2}$	$\frac{3}{2}$	$\frac{1}{2}$	0	$-\frac{1}{2}$	1/c	1	0	1	1
= $4\pi \times 10^{-11}$ EMU	0	0	0	1	-2	0	2	-1	1/c ²	-3	-1	4	2
= $(1/9) \times 10^{-20}$ EMU									1/c ²				
= 10^9 cm	-1	0	2	-1	1	0	0	1	c^2	2	1	-2	-2
= $(1/4\pi) \times 10^8$ EMU	$\frac{1}{2}$	$\frac{1}{2}$	0	$-\frac{1}{2}$	$\frac{3}{2}$	$\frac{1}{2}$	-1	$\frac{1}{2}$	c	2	1	-2	-1
= 10^8 maxwell (Mx)	$\frac{1}{2}$	$\frac{1}{2}$	0	$-\frac{1}{2}$	$\frac{3}{2}$	$\frac{1}{2}$	-1	$\frac{1}{2}$	c	2	1	-2	-1
= $4\pi \times 10^{-3}$ oersted (Oe)	$\frac{1}{2}$	$\frac{1}{2}$	-2	$\frac{1}{2}$	$-\frac{1}{2}$	$\frac{1}{2}$	-1	$-\frac{1}{2}$	1/c	-1	0	0	1
= $4\pi \times 10^{-1}$ gilbert (Gb)	$\frac{3}{2}$	$\frac{1}{2}$	-2	$\frac{1}{2}$	$\frac{1}{2}$	$\frac{1}{2}$	-1	$-\frac{1}{2}$	1/c	0	0	0	1
= $(1/4\pi) \times 10^{10}$ EMU	$\frac{3}{2}$	$\frac{1}{2}$	0	$-\frac{1}{2}$	$\frac{5}{2}$	$\frac{1}{2}$	-1	$\frac{1}{2}$	c	3	1	-2	-1
= 10^3 EMU	$\frac{7}{2}$	$\frac{1}{2}$	-2	$\frac{1}{2}$	$\frac{5}{2}$	$\frac{1}{2}$	-1	$-\frac{1}{2}$	1/c	2	0	0	1
= 10^4 gauss (Gs)	$-\frac{3}{2}$	$\frac{1}{2}$	0	$-\frac{1}{2}$	$-\frac{1}{2}$	$\frac{1}{2}$	-1	$\frac{1}{2}$	c	0	1	-2	-1
= $(1/4\pi) \times 10^4$ EMU	$-\frac{3}{2}$	$\frac{1}{2}$	0	$-\frac{1}{2}$	$-\frac{1}{2}$	$\frac{1}{2}$	-1	$\frac{1}{2}$	c	0	1	-2	-1
= 40 π Gs Oe	-1	1	-2	0	-1	1	-2	0	1	-1	1	-2	0
= $(1/4\pi) \times 10^9$ Mx/Gb	-1	0	2	-1	1	0	0	1	c^2	2	1	-2	-2
= $4\pi \times 10^{-9}$ Gb/Mx	1	0	-2	1	-1	0	0	-1	1/c ²	-2	-1	2	2
= $(1/4\pi) \times 10^7$ EMU	-2	0	2	-1	0	0	0	1	c^2	1	1	-2	-2
= 1 EMU									c^2				

CHAPTER 3

ATOMS

§ 14. Elements, Atomic Weights, and Cosmic Abundance

Atomic weights are quoted on the $^{12}\text{C} = 12.00$ scale.

The abundances are expressed logarithmically on a scale for which H is 12.00 dex. Values by number and mass are quoted. The intention is that they express *cosmic* abundance, but for this the solar system is taken as standard. Thus abundances are mainly from the Sun's atmosphere while meteorites and the Earth crust are used to fill in certain elements. For isotopic abundance see [1, 9, 10].

The following group abundance ratios are derived from the table. H is set 100.

Element group	Number	Mass	Stripped electrons
H	100	100	100
He	8.5	34	17
C, N, O, Ne	0.116	1.75	0.9
Metals, etc.	0.014	0.50	0.23
Total	108.63	136.25	118.1

Composition by mass

$$\begin{aligned}
 X &= \text{fraction of H} && = 0.73 \\
 Y &= \text{fraction of He} && = 0.25 \\
 Z &= \text{fraction of other atoms} && = 0.017
 \end{aligned}$$

Mean atomic weight of cosmic material

$$= 1.26$$

Mean atomic weight per H atom

$$= 1.36$$

Mean atomic weight for fully ionized cosmic plasma

$$= 0.60$$

Element	Symbol [2]	Atomic number	Atomic weight [1, 2, 3]	Log abundance	
				Number [4, 5, 7]	Mass
Hydrogen	H	1	1.0080	12.00	12.00
Helium [6]	He	2	4.0026	10.93	11.53
Lithium	Li	3	6.941	0.7	1.6
Beryllium	Be	4	9.0122	1.1	2.0
Boron	B	5	10.811	< 3	< 4
Carbon	C	6	12.0111	8.52	9.60
Nitrogen	N	7	14.0067	7.96	9.11
Oxygen	O	8	15.9994	8.82	10.02
Fluorine	F	9	18.9984	4.6	5.9
Neon	Ne	10	20.179	7.92	9.22
Sodium	Na	11	22.9898	6.25	7.61
Magnesium	Mg	12	24.305	7.42	8.81
Aluminium	Al	13	26.9815	6.39	7.78
Silicon	Si	14	28.086	7.52	8.97
Phosphorus	P	15	30.9738	5.52	7.01
Sulphur	S	16	32.06	7.20	8.71
Chlorine	Cl	17	35.453	5.6	7.2
Argon	Ar	18	39.948	6.8	8.4
Potassium	K	19	39.102	4.95	6.54
Calcium	Ca	20	40.08	6.30	7.90
Scandium	Sc	21	44.956	3.22	4.87
Titanium	Ti	22	47.90	5.13	6.81
Vanadium	V	23	50.9414	4.40	6.11
Chromium	Cr	24	51.996	5.85	7.57
Manganese [11]	Mn	25	54.9380	5.40	7.14
Iron	Fe	26	55.847	7.60	9.35
Cobalt	Co	27	58.9332	5.1	6.9
Nickel [8]	Ni	28	58.71	6.30	8.07
Copper	Cu	29	63.546	4.5	6.3
Zinc	Zn	30	65.37	4.2	6.0
Gallium	Ga	31	69.72	2.4	4.2
Germanium	Ge	32	72.59	2.9	4.8
Arsenic	As	33	74.9216	2.3	4.2
Selenium	Se	34	78.96	3.2	5.1
Bromine	Br	35	79.904	2.6	4.5
Krypton	Kr	36	83.80	3.2	5.1
Rubidium	Rb	37	85.4678	2.4	4.3
Strontium	Sr	38	87.62	2.85	4.79
Yttrium	Y	39	88.9059	1.8	3.8
Zirconium	Zr	40	91.22	2.5	4.5
Niobium	Nb	41	92.906	2.0	4.0
Molybdenum	Mo	42	95.94	1.92	3.90
Technetium	Tc	43	98.906	—	—
Ruthenium	Ru	44	101.07	1.60	3.60
Rhodium	Rh	45	102.905	1.2	3.2

Element	Symbol [2]	Atomic number	Atomic weight [1, 2, 3]	Log abundance	
				Number [4, 5, 7]	Mass
Palladium	Pd	46	106.4	1.45	3.48
Silver	Ag	47	107.868	0.80	2.83
Cadmium	Cd	48	112.40	1.8	3.8
Indium	In	49	114.82	1.4	3.5
Tin	Sn	50	118.69	1.5	3.6
Antimony	Sb	51	121.75	1.0	3.1
Tellurium	Te	52	127.60	2.0	4.1
Iodine	I	53	126.9045	1.4	3.5
Xenon	Xe	54	131.30	2.0	4.1
Caesium	Cs	55	132.905	1.1	3.2
Barium	Ba	56	137.34	1.95	4.1
Lanthanum	La	57	138.906	1.6	3.7
Cerium	Ce	58	140.12	1.80	3.95
Praseodymium	Pr	59	140.908	1.40	3.55
Neodymium	Nd	60	144.24	1.78	3.94
Promethium	Pm	61	146	—	—
Samarium	Sm	62	150.4	1.45	3.63
Europium	Eu	63	151.96	0.75	2.93
Gadolinium	Gd	64	157.25	1.08	3.28
Terbium	Tb	65	158.925	0.3	2.5
Dysprosium	Dy	66	162.50	1.08	3.29
Holmium	Ho	67	164.930	0.5	2.7
Erbium	Er	68	167.26	0.82	3.04
Thulium	Tm	69	168.934	0.3	2.5
Ytterbium	Yb	70	170.04	1.2	3.4
Lutetium	Lu	71	174.97	0.6	2.8
Hafnium	Hf	72	178.49	0.8	3.0
Tantalum	Ta	73	180.948	0.3	2.6
Tungsten	W	74	183.85	1.0	3.3
Rhenium	Re	75	186.2	0.0	2.3
Osmium	Os	76	190.2	0.9	3.2
Iridium	Ir	77	192.2	0.8	3.1
Platinum	Pt	78	195.09	1.9	4.2
Gold	Au	79	196.967	0.60	2.89
Mercury	Hg	80	200.59	0.9	3.2
Thallium	Tl	81	204.37	0.2	2.5
Lead	Pb	82	207.19	1.78	4.10
Bismuth	Bi	83	208.981	0.7	3.0
Polonium	Po	84	210	—	—
Astatine	At	85	210	—	—
Radon	Rn	86	222	—	—
Francium	Fr	87	223	—	—
Radium	Ra	88	226.025	—	—
Actinium	Ac	89	227	—	—
Thorium	Th	90	232.038	0.7	3.1

Element	Symbol [2]	Atomic number	Atomic weight [1, 2, 3]	Log abundance	
				Number [4, 5, 7]	Mass
Protactinium	Pa	91	230.040	—	—
Uranium	U	92	238.029	0.0	2.4
Neptunium	Np	93	237.048	—	—
Plutonium	Pu	94	242	—	—
Americium	Am	95	242	—	—
Curium	Cm	96	245	—	—
Berkelium	Bk	97	248	—	—
Californium	Cf	98	252	—	—
Einsteinium	Es	99	253	—	—
Fermium	Fm	100	257	—	—
Mendelevium	Md	101	257	—	—
Nobelium	No	102	255	—	—
Lawrencium	Lr	103	256	—	—

[1] *A.Q.* 1, § 13; 2, § 14.
 [2] IUPAC, *Comptes Rendus XXV Conference*, p. 95, 1969.
 [3] M. L. McGlashan, *R. Inst. Chem., Mon. 15 for Teachers*, p. 64, 1968.
 [4] Ø. Hauge and O. Engvold, *Inst. Theor. Astrophys.*, Blindern, Oslo, Rep. 31, 1970.
 [5] L. H. Aller, *Proc. Astron. Soc. Australia*, 1, 133, 1968.
 [6] I. J. Danziger, *Ann. Rev. Astron. Ap.*, 8, 161, 1970.
 [7] M. H. Briggs, *Adv. Space Sci. and Tech.*, 9, 197, 1967.
 [8] T. Garz, *Astron. Ap.*, 10, 175, 1971.
 [9] D. Strominger, Hollander, Seaborg, *Rev. Mod. Phys.*, 30, 585, 1958.
 [10] S. Bashkin, *Stellar Structure*, ed. Aller and McLaughlin, p. 1, Chicago, 1965.
 [11] D. E. Blackwell, Collins, Petford, *Sol. Phys.*, 23, 292, 1972.

§ 15. Excitation, Ionization, and Partition Function

The number of atoms existing in various atomic levels 0, 1, 2, . . . when in thermal equilibrium at temperature T is given by the Boltzmann distribution

$$N_2/N_1 = (g_2/g_1) \exp(-\chi_{12}/kT)$$

$$N_2/N = (g_2/U) \exp(-\chi_{02}/kT).$$

Numerically $\log(N_2/N_1) = \log(g_2/g_1) - \chi_{12}(5040/T)$ [χ_{12} in eV]

where N is the total number of atoms per cm^3 , N_0, N_1, N_2 are the numbers of atoms per cm^3 in the zero and higher levels, g_0, g_1, g_2 are the corresponding statistical weights, χ_{12} the potential difference between levels 1 and 2, and U the partition function.

The degree of ionization in conditions of thermal equilibrium is given by the Saha equation

$$\frac{N_{Y+1}}{N_Y} P_e = \frac{U_{Y+1}}{U_Y} 2 \frac{(2\pi m)^{3/2} (kT)^{5/2}}{h^3} \exp(-\chi_{Y,Y+1}/kT)$$

$$\text{Numerically } \log\left(\frac{N_{Y+1}}{N_Y} P_e\right) = -\chi_{Y,Y+1} \frac{5040}{T} + \frac{5}{2} \log T - 0.4772 + \log\left(\frac{2U_{Y+1}}{U_Y}\right)$$

$$\text{or } \log\left(\frac{N_{Y+1}}{N_Y} N_e\right) = -\chi_{Y,Y+1} \Theta - \frac{3}{2} \log \Theta + 20.9366 + \log\left(\frac{2U_{Y+1}}{U_Y}\right)$$

where N_Y and N_{Y+1} are the numbers of atoms per cm^3 in the Y and $Y+1$ stages of ionization ($Y = 1$, neutral; $Y = 2$, 1st ion; etc), N_e the number of electrons per cm^3 , P_e the electron pressure in dyn cm^{-2} , $\chi_{Y,Y+1}$ the ionization potential in eV from the Y to the $Y+1$ stage of ionization, $\Theta = 5040 \text{ }^\circ\text{K}/T$, U_Y and U_{Y+1} the partition functions, and the factor 2 represents the statistical weight of an electron.

The degree of ionization when ionizations are caused by electron collisions and recombinations are radiative is given by

$$N_{Y+1}/N_Y = S/\alpha$$

where S is the collision ionization coefficient (such that $SN_e N_Y =$ rate of collisional ionization, see § 18), and α the recombination coefficient (such that $\alpha N_e N_{Y+1} =$ rate of recombination, see § 38, 39).

The *partition function* may be regarded as the effective statistical weight of the atom or ion under existing conditions of excitation. Except in extreme conditions it is approximately equal to the weight of the lowest ground term. The ground term weight g_0 is therefore given and this can normally be extrapolated along the isoelectronic sequences to give the approximate partition function for any ion. The partition functions, tabulated in the form $\log U$ for $\Theta = 1.0$ and 0.5 , are *not* intended to include the concentration of terms close to each series limit. The part of the partition function associated with these high n terms is dependent on both T and P_e . This part is usually negligible unless the atom concerned is mainly ionized in which case the high n terms may be counted statistically with the ion.

Lowering of $\chi_{Y,Y+1}$ in the Saha equation to allow for merging of high level spectrum lines [4]

$$\Delta\chi_{Y,Y+1} = 7.0 \times 10^{-7} N^{1/3} (Y)^{2/3}$$

with $\Delta\chi$ in eV, N_e in cm^{-3} , and Y is the charge on the $Y+1$ ion.

Partition function [1, 2, 3]

Element	Y = I			Y = II			Y = III
	g_0	log U		g_0	log U		g_0
		$\Theta = 1.0$	$\Theta = 0.5$		$\Theta = 1.0$	$\Theta = 0.5$	
1 H	2	0.30	0.30	1	0.00	0.00	—
2 He	1	0.00	0.00	2	0.30	0.30	1
3 Li	2	0.32	0.49	1	0.00	0.00	2
4 Be	1	0.01	0.13	2	0.30	0.30	1
5 B	6	0.78	0.78	1	0.00	0.00	2
6 C	9	0.97	1.00	6	0.78	0.78	1
7 N	4	0.61	0.66	9	0.95	0.97	6
8 O	9	0.94	0.97	4	0.60	0.61	9
9 F	6	0.75	0.77	9	0.92	0.94	4
10 Ne	1	0.00	0.00	6	0.73	0.75	9
11 Na	2	0.31	0.60	1	0.00	0.00	6
12 Mg	1	0.01	0.15	2	0.31	0.31	1
13 Al	6	0.77	0.81	1	0.00	0.01	2
14 Si	9	0.98	1.04	6	0.76	0.77	1
15 P	4	0.65	0.79	9	0.91	0.94	6
16 S	9	0.91	0.94	4	0.62	0.72	9
17 Cl	6	0.72	0.75	9	0.89	0.92	4
18 Ar	1	0.00	0.00	6	0.69	0.71	9
19 K	2	0.34	0.60	1	0.00	0.00	6
20 Ca	1	0.07	0.55	2	0.34	0.54	1
21 Sc	10	1.08	1.49	15	1.36	1.52	10
22 Ti	21	1.48	1.88	28	1.75	1.92	21
23 V	28	1.62	2.03	25	1.64	1.89	28
24 Cr	7	1.02	1.51	6	0.86	1.22	25
25 Mn	6	0.81	1.16	7	0.89	1.13	6
26 Fe	25	1.43	1.74	30	1.63	1.80	25
27 Co	28	1.52	1.76	21	1.46	1.66	28
28 Ni	21	1.47	1.60	10	1.02	1.28	21
29 Cu	2	0.36	0.58	1	0.01	0.18	10
30 Zn	1	0.00	0.03	2	0.30	0.30	1
31 Ga	6	0.73	0.77	1	0.00	0.00	2
32 Ge	9	0.91	1.01	6	0.64	0.70	1
34 Se	9	0.83	0.89	4	—	—	9
36 Kr	1	0.00	0.00	6	0.62	0.66	9
37 Rb	2	0.36	0.7	1	0.00	0.00	6
38 Sr	1	0.10	0.70	2	0.34	0.53	1
39 Y	10	1.08	1.50	1 + 15	1.18	1.41	10
40 Zr	21	1.53	1.99	28	1.66	1.91	21
48 Cd	1	0.00	0.02	2	0.30	0.30	1
50 Sn	9	0.73	0.88	6	0.52	0.61	1
56 Ba	1	0.36	0.92	2	0.62	0.85	1
57 La	10	1.41	1.85	21	1.47	1.71	10
70 Yb	1	0.02	0.21	2	0.30	0.31	—
82 Pb	9	0.26	0.54	6	0.32	0.40	1

The degree of ionization in the material of stellar atmospheres is given by the following table relating gas pressure P_g , electron pressure P_e , and temperature T . The data are averaged from [5] (rather high metal abundance), and [6] (rather low metal abundance).

		$\log P_g$							
		\odot and T							
$\log P_e$	\odot T	0.1 50400	0.2 25200	0.4 12600	0.6 8400	0.8 6300	1.0 5040	1.2 4200	1.4 3600
-2		-1.9	-1.8	-1.70	-1.67	-1.54	+0.78	+2.0	+2.4
-1		-0.8	-0.74	-0.70	-0.66	-0.01	2.57	3.1	3.9
0		+0.27	+0.29	+0.31	+0.35	+1.90	3.9	4.5	5.3
1		1.27	1.30	1.33	1.47	3.87	5.2	6.0	6.7
2		2.27	2.30	2.34	2.98	5.65	6.7	7.7	8.5
3		3.28	3.30	3.35	4.87	7.0	8.3	9.4	10.4
4		4.28	4.31	4.43	6.84	8.7	10.0	11.2	12.4
5		5.59	5.30	5.87	8.66	10.4	11.8	13.2	14.4

[1] *A.Q.* 1, § 15; 2, § 15.

[2] R. Cayrel and J. Jugaku, *Ann. d.Ap.*, 26, 495, 1963.

[3] C. T. Bolton, *Ap. J.*, 161, 1187, 1970.

[4] W. Lochte-Holtgreven, *Rep. Prog. Phys.*, 21, 312, 1958.

[5] A. Rosa, *Z. Ap.*, 25, 1, 1948.

[6] L. H. Aller, *Stellar Atmospheres*, ed. Greenstein, p. 232, Chicago, 1961.

§ 16. Ionization Potentials

The tables give the energy in eV required to ionize each element to the next stage of ionization. I ($Y = 1$) = neutral atom; II = first ion, etc. Dividing lines between shells and subshells are added to assist interpolation.

[1] *A.Q.* 1, § 16; 2, § 16.

[2] W. Lotz, *Ionisierungsenergien von Ionen H bis Ni*, Inst. Plasmaphys, München, 1966.

[3] C. E. Moore, *Ionization Potentials*, NSRDS-NBS 34, Washington, 1970.

[4] W. Finkelnberg and W. Humbach, *Naturwiss.*, 42, 35, 1955.

Ionization potentials

Stage of ionization

Atom	I	II	III	IV	V	VI	VII	VIII	IX	X	XI	XII	XIII	XIV
	eV	eV	eV	eV	eV	eV	eV	eV	eV	eV	eV	eV	eV	eV
1 H	13.598													
2 He	24.587	54.416												
3 Li	<u>5.392</u>	<u>75.638</u>	122.451											
4 Be	9.322	18.211	153.893	217.713										
5 B	8.298	25.155	<u>37.930</u>	<u>259.366</u>	340.22									
6 C	11.260	24.383	47.887	<u>64.492</u>	<u>392.08</u>	489.98								
7 N	14.534	29.601	<u>47.448</u>	77.472	<u>97.89</u>	552.06	667.03							
8 O	13.618	35.117	54.934	<u>77.413</u>	113.90	<u>138.12</u>	<u>739.32</u>	871.39						
9 F	17.422	34.970	62.707	87.138	114.24	157.16	<u>185.18</u>	953.89	1103.1					
10 Ne	21.564	40.962	63.45	97.11	126.21	157.93	207.26	<u>239.09</u>	1195.8	1362.2				
11 Na	5.139	47.286	71.64	98.91	138.40	172.15	208.48	264.19	399.9	1465.1	1648.7	1963		
12 Mg	7.646	<u>15.035</u>	80.143	109.31	141.27	186.51	224.95	265.92	328.0	<u>367.5</u>	1761.8	2086	2304	
13 Al	5.986	18.826	<u>28.448</u>	<u>119.99</u>	153.75	190.47	241.44	284.59	330.2	398.6	442.0	523	2438	
14 Si	8.151	16.345	33.492	45.141	166.77	205.08	246.49	303.16	351.1	401.4	476.1	561	612	2673
15 P	10.486	19.725	30.18	51.42	65.02	220.45	263.28	309.37	371.7	424.4	479.5	565	652	707
16 S	10.360	23.33	34.83	47.30	72.68	88.05	280.01	328.33	379.1	447.1	504.7	592	657	750
17 Cl	12.967	23.81	39.61	53.46	67.7	97.03	114.19	348.37	400.4	455.6	529.3	618	686	756
18 Ar	15.759	27.629	40.74	59.81	75.04	91.01	124.4	143.45	422.6	478.9	539.0	629	714	787
19 K	4.341	31.63	45.72	60.92	82.66	99.9	117.7	154.98	175.8	503.6	564.4	657	726	817
20 Ca	6.113	<u>11.871</u>	50.91	67.15	84.43	108.78	127.7	147.4	188.7	211.3	501.6	657	726	817
21 Sc	6.54	12.80	24.76	73.7	91.7	111.1	138.0	158.7	180.2	225.4	249.8	686	756	830
22 Ti	6.82	13.58	27.49	<u>43.26</u>	99.4	119.36	140.8	169.4	193.0	216.2	265.3	292	788	862
23 V	6.74	14.65	29.31	46.71	65.23	128.6	150.3	173.6	205.8	230.5	255.1	308	336	396
24 Cr	6.766	16.50	30.96	49.1	70.2	<u>90.57</u>	161.1	184.6	209.3	244.4	270.7	298	355	384
25 Mn	7.435	15.640	33.67	51.4	73.0	97	<u>119.27</u>	196.47	221.8	248.3	286.0	314	344	404
26 Fe	7.870	16.16	30.651	54.8	75.5	100	128.3	151.12	235.0	262.1	290.4	331	361	392
27 Co	7.86	17.06	33.50	51.3	79.5	103	131	160	186.2	276.2	305	336	379	411
28 Ni	7.635	18.168	35.17	54.9	75.5	108	134	164	193	<u>224.6</u>	321	352	384	430
29 Cu	7.726	20.292	36.83	55.2	79.9	103	139	167	199	232	<u>266</u>	369	401	435
30 Zn	9.394	<u>17.964</u>	39.72	59.4	82.6	108	136	175	203	238	274	311	412	454

Atom	Stage of ionization													
	XV	XVI	XVII	XVIII	XIX	XX	XXI	XXII	XXIII	XXIV	XXV	XXVI	XXVII	XXVIII
	eV	eV	eV	eV	eV	eV	eV	eV	eV	eV	eV	eV	eV	eV
1 H														
2 He														
3 Li														
4 Be														
5 B														
6 C														
7 N														
8 O														
9 F														
10 Ne														
11 Na														
12 Mg														
13 Al														
14 Si														
15 P	3070													
16 S	3224	3494												
17 Cl	809	3658	3946											
18 Ar	855	918	4121	4426										
19 K	862	968	1034	4611	4934									
20 Ca	895	974	1087	1157	5129	5470								
21 Sc	927	1009	1094	1213	1288	5675	6034							
22 Ti	941	1044	1131	1221	1346	1425	6249	6626						
23 V	975	1060	1168	1260	1355	1486	1569	6851	7246					
24 Cr	1011	1097	1185	1299	1396	1496	1634	1721	7482	7895				
25 Mn	435	1136	1224	1317	1437	1539	1644	1788	1879	8141	8572			
26 Fe	457	489	1266	1358	1456	1582	1689	1799	1950	2045	8828	9278	10030	
27 Co	444	512	547	1402	1500	1602	1734	1846	1962	2119	2218	9544	10790	
28 Ni	464	499	571	607	1546	1648	1756	1894	2010	2131	2295	2398	10280	11050
29 Cu	484	520	557	633	671	1698	1804	1919	2060	2182	2310	2478	2560	2730
30 Zn	490	542	579	619	698	738	1856	1970	2088	2234	2363	2495	2660	

Ionization potentials

Atom	Stage of ionization									
	I	II	III	IV	V	VI	VII	VIII	IX	X
	eV	eV	eV	eV	eV	eV	eV	eV	eV	eV
31 Ga	5.999	20.51	30.71	64	87	116	140	170	212	243
32 Ge	7.899	15.934	34.22	45.71	93.5	112	144	174	207	250
33 As	9.81	18.633	28.351	50.13	62.63	127.6	147	179	212	242
34 Se	9.752	21.19	30.820	42.944	68.3	81.7	155.4	184	218	250
35 Br	11.814	21.8	36	47.3	59.7	88.6	103.0	192.8	224	257
36 Kr	13.999	24.359	36.95	52.5	64.7	78.5	111.0	126	230.9	263
37 Rb	4.177	27.28	40	52.6	71.0	84.4	99.2	136	150	277.1
38 Sr	5.695	11.030	43.6	57	71.6	90.8	106	122.3	162	177
39 Y	6.38	12.24	20.52	61.8	77.0	93	116	129	146.2	191
40 Zr	6.84	13.13	22.99	34.34	81.5	99	117	140	155	
41 Nb	6.88	14.32	25.04	38.3	50.55	102.6	125	142	161	
42 Mo	7.099	16.15	27.16	46.4	61.2	68	126.8	153	163	
43 Tc	7.28	15.26	29.54	46	55	80			187	
44 Ru	7.37	16.76	28.47	50	60	92				
45 Rh	7.46	18.08	31.06	48	65	97				
46 Pd	8.34	19.43	32.92	53	62	90	110	130	155	180
47 Ag	7.576	21.49	34.83	56	68	89	115	140	160	185
48 Cd	8.993	16.908	37.48	59	72	94	115	145	170	195
49 In	5.786	18.869	28.03	54.4	77	98	120	145	180	205
50 Sn	7.344	14.632	30.502	40.734	72.28	103	125	150	175	210
51 Sb	8.641	16.53	25.3	44.2	56	108	130	155	185	210
52 Te	9.009	18.6	27.96	37.41	58.75	70.7	137	165	190	220
53 I	10.451	19.131	33	42	66	81	100	170	200	230
54 Xe	12.130	21.21	32.1	46	57	82	100	120	210	240
55 Cs	3.894	25.1	35	46	62	74	100	120	145	250
56 Ba	5.212	10.004		49	62	80	95	120	145	160
57 La	5.577	11.06	19.175	52	66	80	100	115	145	165
58 Ce	5.47	10.87	20.20	36.72	70	85	100	120	140	165
59 Pr	5.42	10.55	21.62	38.95	57.45	89	105	120	145	160
60 Nd	5.49	10.72					110	130	150	170
61 Pm	5.55	10.90						135	155	175
62 Sm	5.63	11.07							160	180
63 Eu	5.67	11.25								190
64 Gd	6.14	12.1								
65 Tb	5.85	11.52								
66 Dy	5.93	11.67								
67 Ho	6.02	11.80								
68 Er	6.10	11.93								
69 Tm	6.18	12.05	23.71							
70 Yb	6.254	12.17	25.2							
71 Lu	5.426	13.9	19							
72 Hf	7.0	14.9	23.3	33.3						
73 Ta	7.89	16	22	33	45					
74 W	7.98	18	24	35	48	61				
75 Re	7.88	17	26	38	51	64	79			
76 Os	8.7	17	25	40	54	68	83	100		
77 Ir	9.1	17	27	39	57	72	88	105	120	
78 Pt	9.0	18.56	28	41	55	75	92	110	125	145

Ionization potentials

Atom	Stage of ionization									
	I	II	III	IV	V	VI	VII	VIII	IX	X
	eV	eV	eV	eV	eV	eV	eV	eV	eV	eV
79 Au	9.225	20.5	30	44	58	73	96	115	135	155
80 Hg	10.437	18.756	34.2	46	61	77	94	120	140	160
81 Tl	6.108	20.428	29.83	50.7	64	81	98	115	145	165
82 Pb	7.416	15.032	31.937	42.32	68.8	84	103	120	140	175
83 Bi	7.289	16.69	25.56	45.3	56.0	88.3	107	125	150	170
84 Po	8.42	19	27	38	61	73	112	130	155	175
85 At	9.3	20	29	41	51	78	91	140	160	185
86 Rn	10.748	21	29	44	55	67	97	110	165	190
87 Fr	4	22	33	43	59	71	84	115	135	195
88 Ra	5.279	10.147	34	46	58	76	89	105	140	155
89 Ac	6.9	12.1	20	49	62	76	95	110	125	165
90 Th	6	11.5	20.0	28.8	65	80	94	115	130	145
91 Pa						84	100	115	140	155
92 U	6						104	120	140	160
93 ¹ Np										
94 Pu	5.8									
95 Am	6.0									

§ 17. Electron Affinities

Electron affinities are positive for those atoms or molecules that form stable negative ions. A second stable state of H^- exists [2].

Atom	Electron affinity	Atom	Electron affinity	Mole- cule	Electron affinity
	eV		eV		eV
H^-	+0.754	Ne^-	-0.7	O_2^-	+0.6
H^- [2]	+0.29	Na^-	+0.5	O_3^-	+2.9
He^-	-0.3	Mg^-	-0.4	OH^-	+1.9
Li^-	+0.65	Al^-	+0.7	SH^-	+2.6
Be^-	-0.4	Si^-	+1.42	C_2^-	+3.4
B^-	+0.38	P^-	+1.0	C_3^-	+2.2
C^-	+1.24	S^-	+2.3	CN^-	+3.3
N^-	-0.2	Cl^-	+3.62	NH_2^-	+1.2
O^-	+1.46	Br^-	+3.48	NO^-	+0.9
O^{--}	-6.7	I^-	+3.17	NO_2^-	+3.1
F^-	+3.47			NO_3^-	+3.9
				CH^-	+1.6

[1] *A.Q.* 1, § 17; 2, § 17.[2] E. Hyleraas, *Ap. J.*, 111, 209, 1950.[3] M. Kaufman, *Ap. J.*, 137, 1296, 1963.[4] L. M. Branscomb, *Atomic and Molecular Processes*, ed. Bates, p. 100, Academic Press, 1962.[5] B. L. Moiseiwitsch, *Adv. Atom. Molecular Phys.*, 1, 61, 1965.

§ 18. Atomic Cross-sections for Electronic Collisions

Q = atomic cross-section (= $Q(v)$)

v = pre-collision electron velocity

πa_0^2 = atomic unit cross-section = 8.797×10^{-17} cm²

N_e, N_a, N_i = electron, atom, ion densities (per cm³)

$L = vQ$ = collision rate for each atom per unit N_e

$N_e L$ = collision rate per atom (or ion)

$N_e N_a L$ = collision rate per cm³

P_c = collisions encountered by an electron per cm at 0 °C and 1 mmHg pressure, then $Q = 2.828 \times 10^{-17} P_c = 0.3215 \pi a_0^2 P_c$

Ionization cross-section

Classical cross-section of atom for ionization by electrons [2]

$$Q_i = 4n\pi a_0^2 \frac{1}{\chi\epsilon} \left(1 - \frac{\chi}{\epsilon}\right)$$

where χ = ionization energy in Rydbergs (ryd), ϵ = electronic energy before collision in ryd, and n = number of optical electrons.

General approximation for cross-section of atoms for ionization by electrons [1, 2, 4]

$$\begin{aligned} Q_i &= n\pi a_0^2 \frac{1}{\chi\epsilon} F(Y, \epsilon/\chi) = \frac{n\pi a_0^2}{\chi^2} q \\ &= 1.63 \times 10^{-14} n(1/\chi_{ev}^2)(\chi/\epsilon) F(Y, \epsilon/\chi) \end{aligned}$$

where Y = charge on ionized atom (or next ion stage), and χ_{ev} is the ionization energy in eV. The function $F(Y, \epsilon/\chi)$ is tabulated and also $q = (\chi/\epsilon)F(Y, \epsilon/\chi)$ which is sometimes called the reduced cross-section. The $Y = 1$ and $Y = 2$ values are from experiment and $Y = \infty$ from calculation. About $\pm 10\%$ accuracy may be expected for hydrogenic ions. In other cases ± 0.3 dex may be expected.

$F(Y, \epsilon/\chi)$ and $q(Y, \epsilon/\chi)$

ϵ/χ	1.0	1.2	1.5	2.0	3	5	10
$F(\text{classical}) = 4(1 - \chi/\epsilon)$	0.00	0.67	1.33	2.00	2.67	3.20	3.60
$F(1, \epsilon/\chi)$	0.00	0.31	0.78	1.60	2.9	4.6	6.4
$F(2, \epsilon/\chi)$	0.00	0.53	1.17	2.02	3.3	4.7	6.4
$F(\infty, \epsilon/\chi)$	0.00	0.74	1.54	2.56	3.8	5.0	6.4
$q(\text{classical}) = 4(\chi/\epsilon)(1 - \chi/\epsilon)$	0.00	0.56	0.89	1.00	0.89	0.64	0.36
$q(1, \epsilon/\chi)$	0.00	0.26	0.52	0.80	0.97	0.92	0.64
$q(2, \epsilon/\chi)$	0.00	0.44	0.78	1.01	1.09	0.94	0.64
$q(\infty, \epsilon/\chi)$	0.00	0.62	1.03	1.28	1.28	1.00	0.64

Other empirical forms have been suggested [8, 9, 22]

Maximum ionization cross-section

Classical case $Q_{\max} = n\pi a_0^2 \chi^{-2}$ at $\epsilon = 2\chi$

The value of Q_{\max} is approximately the same in actual cases but the maximum occurs near $\epsilon = 4\chi$.

Rate of ionization by electrons $L_1 = \overline{vQ}_1$ [1, 2]

Neutral atom approximation (with $kT <$ ionization energy)

$$L_1 = 1.1 \times 10^{-8} n T^{1/2} \chi_{\text{eV}}^{-2} 10^{-5040 \chi_{\text{eV}}/T} \text{ cm}^3 \text{ s}^{-1}$$

Coronal ion approximation (with $kT <$ ionization energy)

$$L_1 = 2.1 \times 10^{-8} n T^{1/2} \chi_{\text{eV}}^{-2} 10^{-5040 \chi_{\text{eV}}/T} \text{ cm}^3 \text{ s}^{-1}$$

Excitation cross-section (permitted transitions)

Approximation for Q_{ex} , the excitation cross-section of an atom [2, 5]. The approximation applies fairly well when $\Delta n \geq 1$ (notation of § 23). For $\Delta n = 0$ the approximation tends to be small.

$$\begin{aligned} Q_{\text{ex}} &= \frac{8\pi}{\sqrt{3}} \pi a_0^2 \frac{f}{\epsilon W} b \\ &= 1740 \pi a_0^2 \lambda^2 (W/\epsilon) f b \\ &= 1.28 \times 10^{-15} (f/\epsilon W) b \text{ cm}^2 \end{aligned}$$

where f = oscillator strength, W = excitation energy in ryd ($= 0.0912/\lambda$ with λ in μm) ϵ = electron energy before collision also in ryd.

Numerical factors b and bW/ϵ

ϵ/W	1.0	1.2	1.5	2.0	3	5	10	30	100
b , neutral atoms	0.00	0.03	0.06	0.11	0.21	0.33	0.56	0.98	1.33
b , ions	0.20	0.20	0.20	0.20	0.24	0.33	0.56	0.98	1.33
bW/ϵ , neutral atoms	0.00	0.03	0.04	0.06	0.07	0.07	0.06	0.03	0.01
bW/ϵ , ions	0.20	0.17	0.13	0.10	0.08	0.07	0.06	0.03	0.01

Maximum excitation cross-section

Neutral atom approximation

$$Q_{\max} = 125 \pi a_0^2 \lambda^2 f \text{ near } \epsilon = 3W$$

Ion approximation

$$Q_{\max} = 350 \pi a_0^2 \lambda^2 f \text{ near } \epsilon = W \text{ } [\lambda \text{ in } \mu\text{m}]$$

Rate of excitation [1, 5]

$$\begin{aligned} L &= \overline{vQ}_{\text{ex}} \\ &= 17.0 \times 10^{-4} \frac{f}{T^{1/2} W_{\text{eV}}} 10^{-5040 W_{\text{eV}}/T} P(W/kT) \end{aligned}$$

where W_{eV} and W are excitation energy in eV and in ergs (with $11600 W_{\text{eV}}/kT = W/kT$), and $P(W/kT)$ is tabulated.

W/kT	$P(W/kT)$ [5]	
	Neutral atoms	Ions
< 0.01	$0.29 E_1(W/kT)$	
0.01	1.16	1.16
0.02	0.96	0.98
0.05	0.70	0.74
0.1	0.49	0.55
0.2	0.33	0.40
0.5	0.17	0.26
1	0.10	0.22
2	0.063	0.21
5	0.035	0.20
10	0.023	0.20
> 10	$0.066/(W/kT)^{1/2}$	0.20

$E_1()$ is the first exponential integral

The tabulated $P(W/kT)$ are too small when the total quantum number [§ 23] is unchanged.

The approximations quoted should be replaced by quantum calculations when available [2, 3, 6, 16]. A Coulomb approximation for ions [15] gives $b = g_{\text{eff}}(2L+1)/g_1$ [L in § 23]. The tabulations of g_{eff} , the effective Gaunt factor, range from 0.5 to 0.9.

De-excitation cross-section

De-excitation cross-sections Q_{21} are related to excitation cross-sections Q_{12} (2 being the upper) through

$$g_2 \epsilon_2 Q_{21} = g_1 \epsilon_1 Q_{12}$$

where $\epsilon_2 = \epsilon_1 + W$, and g_2 and g_1 are statistical weights.

De-excitation rate L_{21} and excitation rate L_{12} are related by

$$g_2 L_{21} = g_1 L_{12} \exp(W/kT)$$

Excitation cross-sections (forbidden transitions)

Collision strength Ω for each line is defined [4, 12] by

$$Q_f = \pi \Omega / g_1 k_v^2 = \pi a_0^2 \Omega / g_1 \epsilon$$

$$= \frac{h^2}{4\pi m^2} \frac{\Omega}{g_1 v^2} = 4.21 \Omega / g_1 v^2$$

where $k_v/2\pi$ is the wavenumber of the incident electron (then k_v^2 in atomic units = ϵ in ryd), v = electron velocity, g_1 is the statistical weight of the initial (lower) level, and Q_f is the forbidden line cross-section for atoms in this level. Then Ω_{12} (excitation) = Ω_{21} (de-excitation).

Collision strengths are now used for both permitted and forbidden lines.

For neutral atoms Ω varies from 0 at threshold ($\epsilon = W$) to a maximum near $\epsilon - W \simeq 1$ ryd.

For ions Ω is normally finite at threshold and increases slightly with increasing $\epsilon - W$.

The orders of magnitude for collision strengths are:

Forbidden transitions.	Low ions	$\Omega \simeq 1$
	High ions	$\Omega \simeq 0.1$
Permitted transitions.	Low ions	$\Omega \simeq 10$
	High ions	$\Omega \simeq 1$

Variation of Ω along an isoelectronic sequence (approx.)

$$\Omega \propto Z^{-2} \quad [Z = \text{atomic number}]$$

Values of Ω [17]

Atom or ion	λ	Transition	g_1	g_2	Ω	Ref
	\AA					
NII	6548 \leftarrow 83	$^3P-^1D$	9	5	2.5	[10]
OI ($\epsilon - W \simeq 1$)	5577	$^1D-^1S$	5	1	0.4	[10]
	6300 \leftarrow 63	$^3P-^1D$	9	5	2.2	[10]
OII	3726 \leftarrow 29	$^4S-^2D$	4	10	1.4	[10]
OIII	4959 \leftarrow 5007	$^3P-^1D$	9	5	2.0	[10]
Si VIII	1446	$^4S-^2D$	4	4	0.16	[19]
Si IX	2149	$^3P-^1D$	5	5	0.28	[19]
	1985	$^3P-^1D$	3	5	0.17	[19]
Fe X	6374	$^2P-^2P$	4	2	0.32	[18]
Fe XI	3987	$^3P-^1D$	3	5	0.08	[21]
	7891	$^3P-^3P$	3	5	0.36	[18]
	1476	$^3P-^1S$	3	1	0.01	[21]
Fe XII	1242	$^4S-^2P$	4	4	0.032	[20]
	1349	$^4S-^2P$	4	2	0.016	[20]
	2169	$^4S-^2D$	4	6	0.095	[20]
Fe XIV	5303	$^2P-^2P$	2	4	0.25	[18]

Total atomic cross-section (elastic and inelastic) [13]

An approximation for total cross-section [1]

$$Q \simeq 180\pi a_0^2 \lambda / \epsilon^{1/2} \quad [\lambda \text{ in } \mu\text{m}, \epsilon \text{ in ryd}]$$

where λ is the wavelength of the strongest low-level lines.

Ionic collision cross-section [7]

Cross-section for collision deflection of at least a right-angle

$$\begin{aligned} Q_{\perp} &= \pi(Y-1)^2(e^2/mv^2)^2 = \pi(Y-1)^2(e^2/2\epsilon hcR)^2 \\ &= \pi a_0^2(Y-1)^2/\epsilon^2 \quad [\epsilon \text{ in ryd}] \end{aligned}$$

where $Y-1$ is the ionic charge.

The effective ionic collision cross-section is usually concerned with the more distant collisions involving deflections much less than a right-angle. These increase the effective Q by a factor depending logarithmically on the most distant collisions that enter the integration and also on the circumstances. The factor is usually between 10 and 50 § 22). We may write a general approximation

$$Q \text{ (effective)} \simeq 20\pi a_0^2 (Y - 1)^2 / \epsilon^2$$

[1] *A.Q.* 1, § 18; 2, § 18.
 [2] O. Bely and H. Van Regemorter, *Ann. Rev. Astron. Ap.*, 8, 329, 1970.
 [3] B. L. Moiseiwitsch and S. L. Smith, *Rev. Mod. Phys.*, 40, 238, 1968.
 [4] M. J. Seaton, *Atomic and Molecular Processes*, ed. Bates, p. 375, Academic Press, 1962.
 [5] H. Van Regemorter, *Ap. J.*, 136, 906, 1962.
 [6] M. J. Seaton, *Trans. I.A.U.*, XIVA, p. 128, 1970, with references to recent data.
 [7] L. Spitzer, *Physics of fully ionized Gases*, Interscience, 1956.
 [8] W. Lotz, *Ap. J. Suppl.*, 14, 207, 1967.
 [9] D. H. Sampson, *Ap. J.*, 155, 575, 1969.
 [10] M. J. Seaton, *Adv. Atomic Mol. Phys.*, 4, 331, 1968.
 [11] M. J. Seaton, *Planetary Nebulae*, I.A.U. Symp., 34, 129, 1968.
 [12] M. H. Hebb and D. H. Menzel, *Ap. J.*, 92, 408, 1940.
 [13] B. Bederson and L. J. Kieffer, *Rev. Mod. Phys.*, 43, 601, 1971.
 [14] D. R. Flower, *J. Phys. B.*, 4, 697, 1971.
 [15] M. Blaha, *Ap. J.*, 157, 473, 1969.
 [16] L. J. Kieffer, *JILA Rep.* 7, Boulder 1969.
 [17] Carole Jordan, Acknowledgement for collection of data.
 [18] M. Blaha, *Astron. Ap.*, 1, 42, 1969.
 [19] H. E. Saraph et al., *Phil. Trans.*, R.S., A. 264, 77, 1969.
 [20] S. J. Czyzak et al., *M.N.*, 148, 361, 1970.
 [21] S. J. Czyzak et al., *Proc. Phys. Soc.*, 92, 1146, 1967.
 [22] O. Bely and P. Faucher, *Astron. Ap.*, 18, 487, 1972.

§ 19. Atomic Radii

Atomic radii are defined through the closeness of approach of atoms in the formation of molecules and crystals. The radius r so derived is approximately that of maximum radial density in the charge distribution of neutral atoms. For ions the appropriate

Atom	r	Ion	r	Atom	r	Ion	r	Atom	r	Ion	r
		[3]				[3]				[3]	
H	Å	H ⁻	Å	S	Å	S ⁻⁻	Å	Br	Å	Br ⁻	Å
He	0.7		1.8	Cl	1.1	Cl ⁻	1.91	Kr	1.2		1.97
Li	1.2	Li ⁺	0.68	Ar	1.0		1.80	Rb	1.82	Rb ⁺	1.50
Be	1.58	Be ⁺⁺	0.39	K	1.6	K ⁺	1.32	Sr	2.8	Sr ⁺⁺	1.22
B	1.09	Be ⁺⁺⁺	0.28	Ca	2.6	Ca ⁺⁺	1.04	Ag	2.3	Ag ⁺	1.23
C	0.9	C ⁺⁺⁺⁺	0.22	Sc	2.1	Sc ⁺⁺⁺	0.88	Cd	1.6	Cd ⁺⁺⁺	1.01
N	0.75	N ⁻⁻⁻	1.92	Ti	1.8	Ti ⁺⁺⁺⁺	0.74	Sn	1.6	Sn ⁺⁺⁺⁺	0.76
O	0.6	O ⁻⁻	1.40	V	1.6	V ⁺⁺⁺⁺	0.61	I	1.52	I ⁻	2.21
F	0.6			Cr	1.5			Xe	1.4		
Ne	0.6	F ⁻	1.31	Mn	1.4	Mn ⁺⁺	0.84	Cs	2.05	Cs ⁺	1.71
Na	1.3	Na ⁺	0.95	Fe	1.4	Fe ⁺⁺	0.77	Ba	3.1	Ba ⁺⁺	1.42
Mg	1.95	Mg ⁺⁺	0.72	Co	1.3	Co ⁺⁺	0.75	Pt	2.5		
Al	1.58	Al ⁺⁺⁺	0.58	Ni	1.3	Ni ⁺⁺	0.72	Au	1.6	Au ⁺	1.37
Si	1.39	Si ⁺⁺⁺⁺	0.47	Cu	1.2	Cu ⁺	0.96	Hg	1.6	Hg ⁺⁺	1.14
P	1.21	P ⁻⁻⁻	2.3	Zn	1.3	Zn ⁺⁺	0.77				

radius measures to the point where the radial density falls to 10% of its maximum value. The atomic mass divided by the atomic volume $(4/3)\pi r^3$ gives the density of the more compact solids. $2r$ is approximately the gas-kinetic diameter of mono-atomic molecules.

- [1] *A.Q.* 1, § 19; 2, § 19.
- [2] W. F. Meggers, ed., *Chart of the Atoms*, Welch Sci. Co., Chicago, 1959.
- [3] *Handb. of Chem. and Phys.*, 44 ed., p. 3507, Chem. Rubber Pub. Co., 1963.
- [4] J. d'Ans and E. Lax, *Taschenbuch für Chem. und Phys.*, p. 183, Springer, 1949.

§ 20. Particles of Modern Physics

I = isotopic spin, J = spin, P = parity
 Life = life in free space
 Decay = the main decay products
 Hadrons include mesons, nucleons, and baryons.

- [1] *A.Q.* 1, § 20; 2, § 20.
- [2] A. Barbaro-Galtieri et al., *Rev. Mod. Phys.*, 42, 87, 1970.

The particles of modern physics

Name	Symbol	Charge	Mass	I	J^P	Life	Decay
			amu			s	
BOSONS							
Photon	γ	0	0.000	0, 1	1^-	∞	—
<i>Mesons</i>							
π -meson (pion)	π^+, π^-	+1, -1	0.14984	1	0^-	2.603×10^{-8}	$\mu\nu$
	π^0	0	0.14490		0^-	0.89×10^{-16}	$\gamma\gamma$
K-meson (kayon)	K^+, K^-	+1, -1	0.53015	$\frac{1}{2}$	0^-	1.235×10^{-8}	$\mu\nu, \pi\pi^0$
	K_S^0	0	0.53438	$\frac{1}{2}$	0^-	0.862×10^{-10}	$\pi^+\pi^-, \pi^0\pi^0$
	K_L^0	0	0.53438	$\frac{1}{2}$	0^-	5.38×10^{-6}	$\pi e\nu, \pi\mu\nu, 3\pi^0$
FERMIONS							
<i>Leptons</i>							
Neutrino	$\nu\bar{\nu}$	0	$< 10^{-6}$		$\frac{1}{2}$	∞	
Electron, Positron	e	-1, +1	0.0005486		$\frac{1}{2}$	∞	
μ -meson (muon)	μ	-1, +1	0.1134		$\frac{1}{2}$	2.198×10^{-6}	$e\nu\bar{\nu}$
<i>Nucleons</i>							
Proton	p	+1, -1	1.007275	$\frac{1}{2}$	$\frac{1}{2}^+$	∞	
Neutron	n	0	1.008664	$\frac{1}{2}$	$\frac{1}{2}^+$	0.932×10^3	$pe^- \nu$
<i>Baryons</i>							
Λ -hyperon	Λ	0	1.1976	0	$\frac{1}{2}^+$	2.51×10^{-10}	$p\pi^-, n\pi^0$
Σ^+ -hyperon	Σ^+	+1, -1	1.277	1	$\frac{1}{2}^+$	0.80×10^{-10}	$p\pi^0, n\pi^+$
Σ^0 -hyperon	Σ^0	0	1.280	1	$\frac{1}{2}^+$	$< 10^{-14}$	$\Lambda\gamma$
Σ^- -hyperon	Σ^-	-1, +1	1.285	1	$\frac{1}{2}^+$	1.49×10^{-10}	$n\pi^-$
Ξ^0 -hyperon	Ξ^0	0	1.410	$\frac{1}{2}$	$\frac{1}{2}^+$	3.03×10^{-10}	$\Lambda\pi^0$
Ξ^- -hyperon	Ξ^-	-1, +1	1.417	$\frac{1}{2}$	$\frac{1}{2}^+$	1.66×10^{-10}	$\Lambda\pi^{-1}$
COMPOSITE PARTICLES							
Hydrogen (${}^2S_{1/2}$)	1H	0	1.00782			∞	
Deuterium (${}^2S_{1/2}$)	2H	0	2.01410			∞	
Deuteron	D	+1	2.01355			∞	
α -particle	α	+2	4.00140			∞	

§ 21. Molecules

N_A, N_B, N_{AB} = number of atoms A, B, and molecules AB per cm^3

$m_{AB} = m_A m_B / (m_A + m_B)$ = reduced mass

r_0 = internuclear distance (lowest state)

D_0 = dissociation energy (lowest state)

g_0 = electronic statistical weight (lowest state)

= multiplicity = $(2S + 1)$ for Σ states

= $2(2S + 1)$ for other states

$\sigma = 1$ for heteronuclear molecules

= 2 for homonuclear molecules

v = vibrational quantum number

B_e, α_e = rotational constants [2, 3]

$$\Delta E = hcB = h^2/8\pi^2 I = h^2/8\pi^2 m_{AB} r_0^2$$

$\omega_e, \omega_e x_e$ = vibrational constants

I.P. = ionizational potential

U_A, U_B = atomic partition functions [§ 15]

$Q_{AB} = Q_{\text{rot}} \cdot Q_{\text{vib}} \cdot Q_{\text{el}}$ = molecular partition function, each term dimensionless

I = moment of inertia = $m_{AB} r_0^2$

Molecular diameters (diatomic)

$$\simeq 3r_0 \simeq 3.4 \text{ \AA}$$

Molecular dissociation

$$N_A N_B / N_{AB} = (2\pi m_{AB} kT / h^2)^{3/2} e^{-D/kT} U_A U_B / Q_{AB}$$

Numerically

$$\log(N_A N_B / N_{AB}) = 20.2735 + \frac{3}{2} \log m_{AB} + \frac{3}{2} \log T - 5040D/T + \log(U_A U_B / Q_{AB})$$

[m in amu, D in eV, N in cm^{-3}]

$$Q_{\text{rot}} = kT / \sigma hc B_v = (T / 1.439 \text{ }^\circ\text{K}) / \sigma B_v$$

$$B_v = B_e - \alpha_e(v + \frac{1}{2})$$

$$Q_{\text{vib}} = \sum_v \exp\left(-\frac{1.439 \text{ }^\circ\text{K}}{T} [\omega_e v - \omega_e x_e(v^2 + v)]\right)$$

$$Q_{\text{el}} = \sum_{\text{el}} g_{\text{el}} \exp\left(-\frac{1.439 \text{ }^\circ\text{K}}{T} T_{\text{el}}\right)$$

[$B_v, \omega_e, T_{\text{el}}$ (= electronic excitation energy) in cm^{-1}]

The main ground level constants are tabulated but upper level constants [2, 3] are required for dissociation calculations.

- [1] *A.Q.* 1, § 21; 2, § 22.
 [2] G. Herzberg, *Spectra of diatomic molecules*, van Nostrand, 1950.
 [3] J. B. Tatum, *Pub. Dom. Ap. Obs.*, 13, 1, 1966.
 [4] A. Schadee, *B.A.N.*, 17, 311, 1964.
 [5] T. Tsuji, *Ann. Tokyo Astr. Obs.*, 9, 1, 1964.
 [6] *Handb. Chem. and Phys.*, 44, 2649, 3506, Chem. Rubber Pub. Co., 1963.
 [7] *Chart of the Atoms*, ed. W. F. Meggers, Welch Sci. Co., Chicago, 1959.
 [8] J. d'Ans and E. Lax, *Taschenbuch für Chem. und Phys.*, p. 183, Springer, 1949.
 [9] G. Herzberg, *Electronic spectra of polyatomic molecules*, van Nostrand, 1966.
 [10] R. W. B. Pearse and A. G. Gaydon, *Identification of Molecular Spectra*, Chapman and Hall, 1950.

Diatomic molecules [1, 2, 6, 7, 8]

Molecule	g_0	σ	D_0	m_{AB}	B_0	α_e	ω_e	$\omega_e x_e$	r_0	I.P.
			eV	amu	cm^{-1}	cm^{-1}	cm^{-1}	cm^{-1}	Å	eV
H ₂	1	2	4.477	0.504	60.81	2.99	4395	117	0.742	15.43
H ₂ ⁺	4	2	2.647	0.504						
He ₂	1	2	0.001	2.002	7.7	0.16	1800	40	1.041	22
BH	1	1	3.4	0.923	12.02	0.41	2366	49	1.232	10
BO	2	1	7.4	6.452	1.78	0.02	1886	11.8	1.205	7.0
C ₂	1	2	6.2	6.003	1.82	0.02	1854	13.3	1.302	12.0
CH	4	1	3.47	0.930	14.45	0.53	2860	64	1.120	10.64
CH ⁺	1	1	3.8	0.930	14.2	0.49	2739		1.131	
CO	1	1	11.09	6.859	1.93	0.02	2170	13.5	1.128	14.01
CO ⁺	2	1	8.3	6.859	1.98	0.02	2214	15.2	1.115	27.9
CN	2	1	7.8	6.465	1.90	0.02	2164	13.1	1.172	14
N ₂	1	2	9.758	7.004	2.00	0.02	2359	14.3	1.094	15.58
N ₂ ⁺	2	2	8.72	7.003	1.93	0.02	2207	16.1	1.116	
NH	3	1	3.76	0.940	16.66	0.64	3200	100	1.038	13.10
NO	4	1	6.505	7.469	1.70	0.02	1904	14.0	1.151	9.25
O ₂	3	2	5.115	8.000	1.45	0.02	1580	12.1	1.207	12.08
O ₂ ⁺	4	2	6.6	8.000	1.67	0.02	1876	16.5	1.123	
OH	4	1	4.39	0.984	18.87	0.71	3734	82.7	0.971	13.36
OH ⁺	3	1	4.6	0.984	16.79	0.73	2955		1.029	
MgH	2	1	2.3	0.968	5.82	0.17	1496	31.5	1.731	
AlH	1	1	2.9	0.972	6.40	0.19	1683	29.1	1.646	
AlO	2	1	3.8	10.044	0.64	0.01	978	7.1	1.618	9.5
SiH	4	1	3.2	0.973	7.49	0.21	2080		1.520	8.5
SiO	1	1	7.8	10.193	0.73	0.01	1242	6.0	1.510	10.51
SiN	2	1	4.5	9.346	0.73	0.01	1152	6.6	1.572	
SO	3	1	5.35	10.673	0.71	0.01	1124	6.1	1.493	12.1
CaH	2	1	1.5	0.983	4.28	0.10	1299	19.5	2.002	
CaO	1	1	4.5	11.435			650	6.6		
ScO	2	1	6.0	11.80			972	3.9		
TiO	6	1	6.8	11.996	0.54	0.00	1008	4.3	1.620	
VO	4	1	6.4	12.176	0.39	0.00	1013	4.9	1.890	
CrO	1	1	5.3	12.236			899	6.5		8.2
FeO	1	1	4.4	12.437			880	5		
YO	2	1	9	13.56			852	2.4		
ZrO	6	1	7.8	13.61	0.62	0.01	937	3.4	1.416	
LaO	2	1	8.2	14.347			812	2.2		4.8

Selected polyatomic molecules [1, 6, 9]

Molecule	I.P.	D	Diameter
	eV	eV	Å
H ₂ O	12.61	5.11	3.5
N ₂ O	12.89	1.68	4.0
CO ₂	13.77	5.45	3.8
NH ₃	10.15	4.3	3.0
CH ₄	13.0	4.4	3.5
HCN	13.91	5.6	

§ 22. Plasmas

N_e, N_i, N_p, N = electron, ion, proton, total heavy particle densities
 Z_i = charge on i ion (denoted $Y_i - 1$ in other sections)
 L = characteristic size (e.g. diameter) of plasma
 T, B, ρ = temperature, magnetic field, density
 A = mass in amu

Debye length, electron screening, the distance from an ion over which N_e can differ appreciably from $\sum_i N_i Z_i$

$$D = (kT/4\pi e^2 N_e)^{1/2} = 6.92(T/N_e)^{1/2} \text{ cm}$$

[T in °K, N_e in cm^{-3}]

Plasma oscillation frequency

$$\nu_{pi} = (Ne^2/\pi m_e)^{1/2} = 8.978 \times 10^3 N_e^{1/2} \text{ s}^{-1} \text{ [in CGS]}$$

Gyro frequency

electrons

$$\nu_{ey} = (e/2\pi m_e c)B$$

$$= 2.7994 \times 10^6 B \text{ s}^{-1}$$

ions

$$\nu_{iy} = (Ze/2\pi m_i c)B$$

$$= 1.535 \times 10^3 Z_i B/A \text{ s}^{-1} \text{ [} B \text{ in Gauss]}$$

Gyro radius

electrons

$$\alpha_e = m_e v_{\perp} c / eB$$

$$= 5.69 \times 10^{-8} v_{\perp} / B \text{ cm}$$

$$\simeq 2.21 \times 10^{-2} T^{1/2} / B \text{ cm}$$

ions

$$\alpha_i = m_i v_{\perp} c / Z_i eB$$

$$= 1.036 \times 10^{-4} v_{\perp} A / Z_i B \text{ cm}$$

$$\simeq 0.945 T^{1/2} A^{1/2} / Z_i B \text{ cm}$$

where v_{\perp} = velocity normal to B

Most probable thermal velocity

electrons

$$v = (2kT/m_e)^{1/2}$$

$$= 5.506 \times 10^5 T^{1/2} \text{ cm/s}$$

atoms, ions

$$v = (2kT/m)^{1/2}$$

$$= 1.290 \times 10^4 (T/A)^{1/2} \text{ cm/s}$$

For r.m.s. velocities increase v by factor $\sqrt{3/2} = 1.225$

Velocity of sound

$$v_s = (\gamma kT/m)^{1/2} ((N + N_e)/N)^{1/2} \text{ comparable with}$$

thermal velocity

Alfvén speed (magnetohydrodynamic or hydromagnetic wave)

$$v_A = B/(4\pi\rho)^{1/2} = 0.282 B/\rho^{1/2}$$

Phase velocity

$$= c/(1 + 4\pi\rho c^2/B^2)^{1/2}$$

Electron drift velocity in crossed magnetic and electric field

$$= 10^8 E_{\perp} / B \text{ cm/s [} E_{\perp} \text{ in volt/cm, } B \text{ in gauss]}$$

Electron drift velocity in magnetic and gravitational field

$$m_e g c / eB = 5.686 \times 10^{-8} g / B \text{ cm/s [} g \text{ in cm/s}^2, B \text{ in}$$

gauss]

Collision radius p for right angle (\perp) deflection of electron by an ion

$$p_0 = Z_1 e^2 / m_e v_0^2 \simeq \frac{1}{2} Z_1 e^2 / kT \\ = 8.3 \times 10^{-4} Z_1 / T \text{ cm}$$

Corresponding collision cross-section

$$\pi p_0^2 = 2.16 \times 10^{-6} Z_1^2 T^{-2} \text{ cm}^2$$

Cross-section for all electron collisions with an ion

$$= \pi p_0^2 \ln \Lambda$$

with

$$\ln \Lambda = \ln (d/c) = \int_c^d p^{-1} dp$$

and

c = minimum of p in circumstances

d = maximum of p in circumstances

c is the largest of

$$c_1 = 8.3 \times 10^{-4} Z_1 / T \text{ cm} \text{ from } \perp \text{ defn.}$$

or

$$c_2 = 1.06 \times 10^{-6} T^{-1/2} \text{ cm} \text{ from electron size}$$

d is the smallest of

$$d_1 = N^{-1/3} \text{ cm} \text{ from ion spacing}$$

or

$$d_2 = D = 6.9 T^{1/2} N^{-1/2} \text{ the Debye length}$$

or

$$d_3 = 1.8 \times 10^5 T^{1/2} / \nu \text{ for collisions giving free-free} \\ \text{absorption of frequency } \nu \text{ radiation}$$

The most general approximation for Λ is

$$\ln \Lambda = 9.00 + 3.45 \log T - 1.15 \log N_e$$

Collision cross-section for neutral atoms and molecules

$$\simeq 10^{-15} \text{ cm}^2$$

Collision frequency for electrons

$$= N_1 v_0 \times \text{cross-section} \\ = 2.5 \ln \Lambda N_e T^{-3/2} Z_1 \text{ s}^{-1}$$

Collision frequency for ions with ions = $8 \times 10^{-2} \ln \Lambda N_e A^{-1/2} T^{-3/2} Z_1^2 \text{ s}^{-1}$

Mean free path of electrons among charged particles

$$= 4.7 \times 10^5 T^2 N_1^{-1} N_i^{-2} \text{ cm}$$

Mean free path of electrons among neutral particles

$$= 10^{15} N^{-1} \text{ cm}$$

Electrical resistivity [2]

$$\eta = 8 \times 10^{12} \ln \Lambda T^{-3/2} \text{ EMU} \\ = 9 \times 10^{-9} \ln \Lambda T^{-3/2} \text{ ESU}$$

applying when energy gain during free path $< kT$

Thermal conductivity [1, 2, 5] = $1.0 \times 10^{-6} T^{5/2} \text{ erg cm}^{-1} \text{ s}^{-1} (\text{°K})^{-1}$

Life of a magnetic field in a plasma

$$\tau = 4\pi L^2 / \eta \quad \eta \text{ in EMU} \\ = 1.5 \times 10^{-12} L^2 (\ln \Lambda)^{-1} T^{3/2} \text{ s}$$

[1] A.Q. 1, 2, — —

[2] L. Spitzer, *Physics of Fully Ionized Gases*, Interscience (John Wiley), 1962.

[3] G. V. Marr, *Plasma Spectroscopy*, Elsevier, 1968.

[4] R. Lüst, *Prog. Radio Sci.*, ed. Burgess, 7, 8, Elsevier, 1965.

[5] A. Delcroix and A. Lemaire, *Ap. J.*, 156, 787, 1969.

Approximate parameters for some plasmas

Values are logarithmic

Ion = ionosphere, int-pl = interplanetary space, ☉ cor = solar corona, ☉ rev. l. = solar reversing layer, inter * = interstellar space, HI = HI region, HII = HII region.

Quantity	Unit	Ion	int-pl	☉ cor	☉ rev. l.	inter *	
						HI	HII
Plasma freq.	$4.0 + \frac{1}{2} \log N_e$	7.0	13.0	10.0	7.0	19.5	19.5
Debye l.	$0.7 + \frac{1}{2} \log T - \frac{1}{2} \log N_e$	5.5	0.5	8.0	12.5	-3.0	0.0
Gyro f. el ion	$6.4 + \log B$ $3.2 + \log B$	11.0	0.5	8.0	16.5	0.0	0.0
Collis. f. el ion	$1.7 + \log N_e - \frac{3}{2} \log T$ $0.2 + \log N_e - \frac{3}{2} \log T$	3.0	5.0	6.0	3.7	2.0	4.0
el. conductivity.	$6.3 + \frac{3}{2} \log T$ $-14.6 + \frac{3}{2} \log T$	-1.0	-5.0	0.0	0.0	-5.0	-5.0
m.f.p. ion neut	$5.7 + 2 \log T - \log N_e$ $15.0 - \log N$	6.8	4.2	8.0	10.2	2.5	4.0
Gyro r el prot	$-1.7 + \frac{1}{2} \log T - \log B$ $0.0 + \frac{1}{2} \log T - \log B$	-0.6	3.0	-0.3	-3.6	3.2	2.7
Alfvén v	$11.3 - \frac{1}{2} \log N + \log B$	5.4	1.4	6.4	6.4	1.4	1.4
Sound v	$4.2 + \frac{1}{2} \log T$	2.2	-1.8	3.2	3.2	-1.8	-1.8
B decay	$-13.1 + 2 \log L + \frac{1}{2} \log T$	2.7	-5.9	0.7	8.7	-4.3	-4.3
		1.2	-7.4	-0.8	7.2	-5.8	-5.8
		10.8	13.8	15.3	11.9	9.3	12.3
		-10.1	-7.1	-5.6	-9.0	-11.6	-8.6
		6.2	15.2	9.7	0.6	12.7	13.7
		4.0	14.5	7.0	-1.5	15.0	15.0
		0.8	5.8	1.3	0.1	4.3	5.3
		2.5	7.5	3.0	1.8	6.0	7.0
		7.5	6.1	7.3	5.1	7.8	6.3
		5.7	6.7	7.2	6.0	5.2	6.2
		5.4	19.4	15.9	6.5	29.9	31.9
		-2.1	11.9	8.4	-1.0	22.4	24.4

For spectral emission from high temperature plasmas: see § 84.

CHAPTER 4

SPECTRA

§ 23. Terminology for Atomic States, Levels, Terms, etc.

Spectroscopic levels are normally described by quantum numbers based on LS (Russell-Saunders) coupling.

Orbital angular momentum (or azimuthal quantum number) L = vector sum of orbital angular momenta l of individual electrons. The unit is $h/2\pi = \hbar$, and the designation

L (or l)	0	1	2	3	4	5	6	7	8	9	10	11	12	13	14	15
Designation (L)	S	P	D	F	G	H	I	K	L	M	N	O	Q	R	T	U
Designation (l)	s	p	d	f	g	h	i	k	l	m	n	o	q	r	t	u

Spin angular momentum S = vector sum of s for individual electrons. The multiplicity of terms = $(2S + 1)$.

Total angular momentum (or inner quantum number) J = vector sum $L + S$ (in LS coupling). In jj coupling j = vector $l + s$ for each electron, and $J = \sum j$.

Total quantum number for each electron $n = 1 + \text{orbital} + \text{radial quantum numbers}$. Total quantum number is closely related to energy and defines electron shells as follows:

n	1	2	3	4	5	6	7
Shell designation	K	L	M	N	O	P	Q

Δn = change of n in a transition

Magnetic quantum numbers M_L, M_S, M express the components of L, S , and J in the direction of the magnetic field.

Maximum values of various quantum numbers are limited as follows:

$$l \leq n - 1; \quad s = \frac{1}{2}; \quad J \leq S + L; \quad M_L \leq L; \quad M_S \leq S; \quad M \leq J;$$

$$S \leq \frac{1}{2}n_a; \quad L \leq n_a l$$

where there are n_a electrons not in closed shells.

Interpretation of a typical symbol for an atomic level

$$2p^3 \ ^4S_{1\frac{1}{2}}^0$$

- 2 total quantum number of outer electrons = 2; i.e., L shell
- p^3 3 outer electrons in $l = 1$ condition
- 4 multiplicity = 4, whence $S = 1\frac{1}{2}$
- S orbital momentum $L = 0$
- $1\frac{1}{2}$ $J = 1\frac{1}{2}$, whence statistical weight $g = 2J + 1 = 4$
- ⁰ the level is odd (⁰ omitted when even)

The magnetic quantum numbers do not appear unless the level is split by a magnetic field.

Spectrum lines are obtained by transitions between atomic levels in accordance with the following scheme:

Atomic division	Specification	Statistical weight g	Transition
State	Specified by L, S, J, M , or L, S, M_L, M_S	1	Component of line
Level	Specified by L, S, J , e.g. ${}^4S_{1\frac{1}{2}}$	$2J + 1$	Spectrum line
Term	Group of levels specified by L, S	$(2S + 1)(2L + 1)$	Multiplet
Polyad	Group of terms from one parent term and with same multiplicity or S		Super-multiplet
Configuration	Specified by n and l of all electrons	see § 24	Transition array

Possible levels:

Singlets	${}^1S_0, {}^1P_1, {}^1D_2, {}^1F_3, {}^1G_4, {}^1H_5, \dots$
Doublets	${}^2S_1, {}^2P_{1,1\frac{1}{2}}, {}^2D_{1\frac{1}{2}, 2\frac{1}{2}}, {}^2F_{2\frac{1}{2}, 3\frac{1}{2}}, {}^2G_{3\frac{1}{2}, 4\frac{1}{2}}, \dots$
Triples	${}^3S_1, {}^3P_{0, 1, 2}, {}^3D_{1, 2, 3}, {}^3F_{2, 3, 4}, {}^3G_{3, 4, 5}, \dots$
Quartets	${}^4S_{1\frac{1}{2}}, {}^4P_{1, 1\frac{1}{2}, 2\frac{1}{2}}, {}^4D_{1, 1\frac{1}{2}, 2\frac{1}{2}, 3\frac{1}{2}}, {}^4F_{1\frac{1}{2}, 2\frac{1}{2}, 3\frac{1}{2}, 4\frac{1}{2}}, \dots$
Quintets	${}^5S_2, {}^5P_{1, 2, 3}, {}^5D_{0, 1, 2, 3, 4}, {}^5F_{1, 2, 3, 4, 5}, {}^5G_{2, 3, 4, 5, 6}, \dots$
Sextets	${}^6S_2, {}^6P_{1\frac{1}{2}, 2\frac{1}{2}, 3\frac{1}{2}}, {}^6D_{1, 1\frac{1}{2}, 2\frac{1}{2}, 3\frac{1}{2}, 4\frac{1}{2}}, {}^6F_{1, 1\frac{1}{2}, 2\frac{1}{2}, 3\frac{1}{2}, 4\frac{1}{2}, 5\frac{1}{2}}, {}^6G_{1\frac{1}{2}, 2\frac{1}{2}, 3\frac{1}{2}, 4\frac{1}{2}, 5\frac{1}{2}, 6\frac{1}{2}}, \dots$
Septets	${}^7S_3, {}^7P_{2, 3, 4}, {}^7D_{1, 2, 3, 4, 5}, {}^7F_{0, 1, 2, 3, 4, 5, 6}, {}^7G_{1, 2, 3, 4, 5, 6, 7}$

[1] A.Q. 1, § 22; 2, § 22.

§ 24. Terms from Various Configurations

The table gives the multiplicities and orbital angular momenta of the various terms arising in LS coupling from the configurations listed. When a term can appear more than once the number of possible terms is written below the symbol.

Any complete shells s^2, p^6, d^{10}, f^{14} , etc. gives rise to only one 1S term. Complete shells need not be considered for possible terms of outer electrons.

Electrons with the same n and l are said to be equivalent. Non-equivalent electrons are separated by a point, thus $p \cdot p$. Terms arising from complementary numbers of equivalent electrons are the same; e.g. terms from p^2 and p^4 are the same since 6 electrons complete the p shell.

Configura- tion	Terms	Total weight
Equivalent <i>s</i> electrons		
<i>s</i> ²	² S	2
<i>s</i> ²	¹ S	1
Equivalent <i>p</i> electrons		
<i>p</i> ²	² P ⁰	6
<i>p</i> ²	¹ SD	15
<i>p</i> ²	³ P	15
<i>p</i> ³	² PD ⁰	20
<i>p</i> ³	⁴ S ⁰	20
Equivalent <i>d</i> electrons		
<i>d</i> ²	² D	10
<i>d</i> ²	¹ SDG	45
<i>d</i> ²	³ PF	45
<i>d</i> ³	² PDFGH	120
<i>d</i> ³	⁴ PF	120
<i>d</i> ⁴	¹ SDFGI	210
<i>d</i> ⁴	³ PDFGH	210
<i>d</i> ⁴	⁵ D	210
<i>d</i> ⁵	² SPDFGHI	252
<i>d</i> ⁵	⁴ PDFG	252
<i>d</i> ⁵	⁶ S	252
Equivalent <i>f</i> electrons		
<i>f</i> ²	² F ⁰	14
<i>f</i> ²	¹ SDGI	91
<i>f</i> ²	³ PFH	91
<i>f</i> ³	² PDFGH ⁰	364
<i>f</i> ³	⁴ SDFGI ⁰	364
<i>f</i> ⁴	¹ SDFGH ⁰	1001
<i>f</i> ⁴	³ PDFGH ⁰	1001
<i>f</i> ⁴	⁵ SDFGI ⁰	1001
<i>f</i> ⁵	² PDFGH ⁰	2002
<i>f</i> ⁵	⁴ SPDFGH ⁰	2002
<i>f</i> ⁵	⁶ PFH ⁰	2002
<i>f</i> ⁶	¹ SPDFGH ⁰	3003
<i>f</i> ⁶	³ PDFGH ⁰	3003
<i>f</i> ⁶	⁵ SPDFGH ⁰	3003
<i>f</i> ⁶	⁷ F	3003
<i>f</i> ⁷	² SPDFGH ⁰	3432
<i>f</i> ⁷	⁴ SPDFGH ⁰	3432
<i>f</i> ⁷	⁶ PDFGH ⁰	3432
<i>f</i> ⁷	⁸ S ⁰	3432
2 electron systems		
<i>s</i> · <i>s</i>	¹ S	4
<i>s</i> · <i>p</i>	¹ P ⁰	12
<i>s</i> · <i>p</i>	³ S	12
<i>s</i> · <i>p</i>	³ P ⁰	12
<i>s</i> · <i>d</i>	¹ D	20
<i>s</i> · <i>d</i>	³ D	20
<i>s</i> · <i>f</i>	¹ F ⁰	28
<i>s</i> · <i>f</i>	³ F ⁰	28
<i>s</i> · <i>g</i>	¹ G	36
<i>s</i> · <i>g</i>	³ G	36
<i>p</i> · <i>p</i>	¹ SPD	36
<i>p</i> · <i>p</i>	³ SPD	36
<i>p</i> · <i>d</i>	¹ PDF ⁰	60
<i>p</i> · <i>d</i>	³ PDF ⁰	60
<i>p</i> · <i>f</i>	¹ DFG	84
<i>p</i> · <i>f</i>	³ DFG	84
<i>p</i> · <i>g</i>	¹ FGH ⁰	108
<i>p</i> · <i>g</i>	³ FGH ⁰	108
<i>d</i> · <i>d</i>	¹ SPDFG	100
<i>d</i> · <i>d</i>	³ SPDFG	100
<i>d</i> · <i>f</i>	¹ PDFGH ⁰	140
<i>d</i> · <i>f</i>	³ PDFGH ⁰	140
<i>f</i> · <i>f</i>	¹ SPDFGHI	196
<i>f</i> · <i>f</i>	³ SPDFGHI	196

Configura- tion	Terms			Total weight
Equivalent electrons and 1 <i>s</i> electron				
<i>sp</i> ²	² SPD	⁴ P		30
<i>sp</i> ³	¹ PD ⁰	³ SPD ⁰	⁵ S ⁰	40
<i>sd</i> ²	² SPDFG	⁴ PF		90
<i>sd</i> ³	¹ PDFGH 2	³ PDFGH 2 2 2	⁵ PF	240
<i>sd</i> ⁴	² SPDFGHI 2 2 3 3 3	⁴ PDFGH 2 2 2	⁶ D	420
<i>sd</i> ⁵	¹ SPDFGHI 3 2 2	³ SPDFGHI 2 4 3 3	⁵ SPDFG ⁷ S	504
<i>sf</i> ²	² SPDFGHI	⁴ PFH		182
<i>sf</i> ³	¹ PDFGHIKL ⁰ 2 2 2 2	³ SPDFGHIKL ⁰ 3 3 3 2 2	⁵ SPDFGI ⁰	728
3 electrons, 2 equivalent and no <i>s</i> electrons				
<i>p</i> ² · <i>p</i>	² SPDF ⁰ 3 2	⁴ SPD ⁰		90
<i>p</i> ² <i>d</i>	² SPDFG 2 3 2	⁴ PDF		150
<i>p</i> ² <i>f</i>	² PDFGH ⁰ 2 3 2	⁴ DFG ⁰		210
<i>pd</i> ²	² SPDFGH ⁰ 3 3 3 2	⁴ SPDFG ⁰ 2		270
<i>d</i> ² · <i>d</i>	² SPDFGHI 3 5 4 3 2	⁴ PDFGH 2 2 2		450
3 non-equivalent electrons				
<i>s</i> · <i>sp</i>	² p ⁰ 2	⁴ p ⁰		24
<i>s</i> · <i>sd</i>	² D 2	⁴ D		40
<i>sp</i> · <i>p</i>	² SPD 2 2 2	⁴ SPD		72
<i>spd</i>	² PDF ⁰ 2 2 2	⁴ PDF ⁰		120
<i>spf</i>	² DFG 2 2 2	⁴ DFG		168
<i>sd</i> · <i>d</i>	² SPDFG 2 2 2 2 2	⁴ SPDFG		200

[1] *A.Q.* 1, § 23; 2, § 23.

[2] C. E. Moore, *Atomic Energy Levels*, N.B.S. Circ. No. 467, 1949.

§ 25. Electronic Configurations

The tables give the electronic configurations for ground level atoms. Complete tabulations of energy levels are available [2].

Neutral atoms

Atom	K	L		M		N		O	Ground level	Atom	K	L	M	N	O			P		Q	Ground level			
		1s	2s2p	3s3p3d	4s4p4d	5s	4f								5s5p5d5f	6s6p6d	7s							
H	1	1							$^2S_{1/2}$	Ag	47					1						$^2S_{1/2}$		
He	2	2							1S_0	Cd	48					2							1S_0	
Li	3	2	1						$^2S_{1/2}$	In	49					2	1						$^2P_{1/2}^0$	
Be	4	2	2						1S_0	Sn	50					2	2						3P_0	
B	5	2	2	1					$^2P_{1/2}^0$	Sb	51					2	3						$^4S_{1/2}^0$	
C	6	2	2	2					3P_0	Te	52					2	4						3P_2	
N	7	2	2	3					$^4S_{1/2}^0$	I	53					2	5						$^2P_{1/2}^0$	
O	8	2	2	4					3P_1	Xe	54					2	6						1S_0	
F	9	2	2	5					$^2P_{1/2}^0$	Cs	55					2	6		1				$^2S_{1/2}$	
Ne	10	2	2	6					1S_0	Ba	56					8			2				1S_0	
Na	11	2	2	6	1				$^2S_{1/2}$	La	57							1	2				$^2D_{1/2}$	
Mg	12				2				1S_0	Ce	58				1	2	6	1	2				$^1G_4^0$	
Al	13				2	1			$^2P_{1/2}^0$	Pr	59				3				2				$^4I_{11/2}^0$	
Si	14		10		2	2			3P_0	Nd	60				4				2				5I_4	
P	15				2	3			$^4S_{1/2}^0$	Pm	61				5				2				$^6H_{7/2}^0$	
S	16		Ne core		2	4			3P_2	Sm	62				6				2				7F_0	
Cl	17				2	5			$^2P_{1/2}^0$	Eu	63				7				2				$^6S_{3/2}$	
Ar	18				2	6			1S_0	Gd	64				7	8	1		2				9D_2	
K	19	2	2	6	2	6			$^2S_{1/2}$	Tb	65				9				2				$^6H_{7/2}^0$	
Ca	20					2			1S_0	Dy	66				10				2				5I_8	
Sc	21				1	2			$^2D_{1/2}$	Ho	67				11				2				$^4I_{7/2}^0$	
Ti	22				2	2			3F_2	Er	68				12				2				3H_6	
V	23		18		3	2			$^4F_{1/2}$	Tm	69				13				2				$^2F_{3/2}^0$	
Cr	24				5	1			7S_3	Yb	70				14				2				1S_0	
Mn	25		A core		5	2			$^6S_{2/2}$	Lu	71				14		1		2				$^2D_{1/2}$	
Fe	26				6	2			5D_4	Hf	72				14	2	6	2	2				3F_2	
Co	27				7	2			$^4F_{4/2}$	Ta	73					3		2					$^4F_{1/2}$	
Ni	28				8	2			3F_4	W	74					4		2					5D_0	
Cu	29	2	2	6	2	6	10	1	$^2S_{1/2}$	Re	75					46+22	5	2					$^6S_{2/2}$	
Zn	30				2				1S_0	Os	76						6	2					5D_4	
Ga	31				2	1			$^2P_{1/2}^0$	Ir	77						7	2					$^4F_{1/2}$	
Ge	32		28		2	2			3P_0	Pt	78						9	1					3D_3	
As	33				2	3			$^4S_{1/2}^0$	Au	79				14	2	6	10	1					$^2S_{1/2}$
Se	34				2	4			3P_2	Hg	80							2					1S_0	
Br	35				2	5			$^2P_{1/2}^0$	Tl	81							2	1					$^2P_{1/2}^0$
Kr	36				2	6			1S_0	Pb	82					46+32		2	2					3P_0
Rb	37	2	2	6	2	6	10	2	$^2S_{1/2}$	Bi	83							2	3					$^4S_{1/2}$
Sr	38					2			1S_0	Po	84							2	4					3P_2
Y	39				1	2			$^2D_{1/2}$	At	85							2	5					$^2P_{1/2}^0$
Zr	40				2	2			3F_2	Rn	86							2	6					1S_0
Nb	41				4	1			$^6D_{1/2}$	Fr	87				14	2	6	10	2	6	1			$^2S_{1/2}$
Mo	42				5	1			7S_3	Ra	88									2				1S_0
Tc	43				5	2			$^6S_{2/2}$	Ac	89					46+32			1	2				$^2D_{1/2}$
Ru	44				7	1			5F_5	Th	90								2	2				3F_2
Rh	45				8	1			$^4F_{4/2}$	Pa	91							2	1	2				$^4K_{5/2}$
Pd	46					10			1S_0	U	92							3		1	2			$^5L_6^0$

New elements

Atom	O	P		Q	Ground level	
	5 <i>f</i>	6 <i>s</i>	6 <i>p</i>	6 <i>d</i>	7 <i>s</i>	
Np 93	4	2	6	1	2	⁶ I _{5t} ⁰
Pu 94	6	2	6		2	⁷ F
Am 95	7	2	6		2	⁸ S _{3t} ⁰
Cm 96	7	2	6	1	2	⁹ D ₂ ⁰
Bk 97	9	2	6		2	⁶ H _{7t} ⁰
Cf 98	10	2	6		2	⁵ I ₈

The table of first ions (ScII, etc.) is restricted to those ions whose ground levels differ from those of the preceding atom. The ion table gives outer and incomplete shells only.

First ions

El.	Config.	Ground level	El.	Config.	Ground level	El.	Config.	Ground level
Sc	3 <i>d</i> 4 <i>s</i>	³ D ₁	La	5 <i>d</i> ²	³ F ₂	Ta	5 <i>d</i> ³ 6 <i>s</i>	⁵ F ₁
Ti	3 <i>d</i> ² 4 <i>s</i>	⁴ F _{1t}	Ce	4 <i>f</i> 5 <i>d</i> ²	⁴ H _{3t} ⁰	W	5 <i>d</i> ⁴ 6 <i>s</i>	⁶ D _t
V	3 <i>d</i> ⁴	⁵ D ₀	Pr	4 <i>f</i> ³ 6 <i>s</i>	⁵ I ₄ ⁰	Re	5 <i>d</i> ⁵ 6 <i>s</i>	⁷ S ₃
Cr	3 <i>d</i> ⁵	⁶ S _{2t}	Nd	4 <i>f</i> ⁴ 6 <i>s</i>	⁶ I _{3t}	Os	5 <i>d</i> ⁶ 6 <i>s</i>	⁸ D _{4t}
Mn	3 <i>d</i> ⁵ 4 <i>s</i>	⁷ S ₃	Pm	4 <i>f</i> ⁵ 6 <i>s</i>	⁷ H ₂ ⁰	Ir	—	—
Fe	3 <i>d</i> ⁶ 4 <i>s</i>	⁶ D _{4t}	Sm	4 <i>f</i> ⁶ 6 <i>s</i>	⁸ F _t	Pt	5 <i>d</i> ⁹	² D _{2t}
Co	3 <i>d</i> ⁸	³ F ₄	Eu	4 <i>f</i> ⁷ 6 <i>s</i>	⁹ S ₄ ⁰	Au	5 <i>d</i> ¹⁰	¹ S ₀
Ni	3 <i>d</i> ⁹	² D _{2t}	Gd	4 <i>f</i> ⁷ 5 <i>d</i> 6 <i>s</i>	¹⁰ D _{2t} ⁰	Th	6 <i>d</i> ² 7 <i>s</i>	⁴ F _{1t}
Cu	3 <i>d</i> ¹⁰	¹ S ₀	Tb	4 <i>f</i> ⁹ 6 <i>s</i>	⁷ H ₃ ⁰	Pa	5 <i>f</i> ² 7 <i>s</i> ²	³ H ₄
Zr	4 <i>d</i> ² 5 <i>s</i>	⁴ F _{1t}	Dy	4 <i>f</i> ¹⁰ 6 <i>s</i>	⁶ I _{8t}	U	5 <i>f</i> ³ 7 <i>s</i> ²	⁴ I _{4t} ⁰
Nb	4 <i>d</i> ⁴	⁵ D ₀	Ho	4 <i>f</i> ¹¹ 6 <i>s</i>	⁵ I ₈ ⁰	Np	—	—
Mo	4 <i>d</i> ⁵	⁶ S _{2t}	Er	4 <i>f</i> ¹² 6 <i>s</i>	⁴ H _{6t}	Pu	5 <i>f</i> ⁶ 7 <i>s</i>	⁸ F _t
Tc	4 <i>d</i> ⁵ 5 <i>s</i>	⁷ S ₃	Tm	4 <i>d</i> ¹³ 6 <i>s</i>	³ F ₄ ⁰	Am	5 <i>f</i> ⁷ 7 <i>s</i>	⁹ S ₄ ⁰
Ru	4 <i>d</i> ⁷	⁴ F _{4t}	Yb	4 <i>f</i> ¹⁴ 6 <i>s</i>	² S _t			
Rh	4 <i>d</i> ⁸	³ F ₄						
Pd	4 <i>d</i> ⁹	² D _{2t}						

[1] A.Q. 1, § 24; 2, § 24.

[2] C. E. Moore, *Atomic Energy Levels*, N.B.S. Circ. No. 467, 1949, 1952, 1958; and private communications.

§ 26. Spectrum Line Intensities

Quantities

f = oscillator strength, or effective number of electrons in an atom. Unless otherwise stated the absorption oscillator strength *f*_{abs} will be understood. This is related to the emission oscillator strength *f*_{em} (which is negative) by

$$g_1 f_{\text{abs}} = -g_2 f_{\text{em}}$$

where 1 is the lower and 2 the upper level. Then *f*₁₂ = *f*_{abs} and *f*₂₁ = *f*_{em}

- g = statistical weight for a level = $2J + 1$. Subscripts denote levels
 g_t = statistical weight for a term = $(2S + 1)(2L + 1)$
 gf = weighted oscillator strength = $g_1 f_{12} = -g_2 f_{21}$. gf is symmetrical between emission and absorption and is additive for lines, multiplets, etc.
 $g_t f$ = total oscillator strength for a multiplet
 A = spontaneous transition probability (for a downward transition)
 = reciprocal mean life in simple cases
 B_{12}, B_{21} = induced transition probability upward and downward. $Bu(\nu)$ = probability of transition when $u(\nu)$ is the radiation density at the frequency ν of the transition. The B coefficients are sometimes defined in relation to radiation intensity instead of density
 S = line strength (electric dipole $e^2|x|^2$ unless otherwise stated). $S_{12} = S_{21}$
 γ_{cl} = classical damping constant. $\gamma_{cl}/2\pi$ = classical whole- $\frac{1}{2}$ -width of line in frequency units
 γ_2 = reciprocal mean life of level 2
 = $\sum_1 A_{21} + \sum_1 B_{21}u(\nu_{21}) + \sum_3 B_{23}u(\nu_{23})$ + collision terms where levels 1 are below and levels 3 are above 2
 γ = damping constant = $\gamma_1 + \gamma_2$ for transition $1 \rightarrow 2$
 σ_ν = atomic scattering coefficient near an absorption line
 ν_0 = frequency at line centre
 σ_1 = integrated atomic scattering coefficient for a spectrum line = $\int \sigma_\nu d\nu$
 R_i, R_f R_i/r and R_f/r are initial and final radial wave-functions of the active electron normalized in atomic units. r = radius
 σ, ρ = quantities related to radial wave-functions (not connected with σ_ν or σ_1)
 \mathcal{S} = relative multiplet strength, scale of § 27.
 $\mathcal{S}(\mathcal{M})$ = relative multiplet strength, scale of § 28.
 $S(\mathcal{M})$ = total absolute multiplet strength = $\sigma^2 \mathcal{S}(\mathcal{M})$.
 N_1 = number of atoms per unit volume in level 1 (the lower level).
 E = energy emitted by a line in all directions per unit volume and time.

Relations

$$g_2 A_{21} = g_2 \frac{8\pi h \nu^3}{c^3} B_{21} = g_1 \frac{8\pi h \nu^3}{c^3} B_{12} = \frac{64\pi^4}{3h\lambda^3} S_{12 \text{ or } 21}$$

$$= 3\gamma_{cl} g_1 f_{12} = -3\gamma_{cl} g_2 f_{21} = \frac{8\pi^2 e^2 \nu^2}{mc^3} g_1 f_{12}$$

$$\gamma_{cl} = \frac{8\pi^2 e^2 \nu^2}{3mc^3} = \frac{8\pi^2 e^2}{3mc\lambda^2} \quad [m = m_e]$$

$$gf = g_1 f_{12} = -g_2 f_{21} = \frac{mh\nu}{\pi e^2} g_1 B_{12} = \frac{8\pi^2 m \nu}{3h e^2} S_{12}$$

$$g_1 B_{12} = g_2 B_{21} = \frac{8\pi^3}{3h^2} S_{12}$$

$$E = N_2 A_{21} h\nu = \frac{N_2}{g_2} \frac{8\pi^2 e^2 h\nu^3}{mc^3} g_1 f_{12} = N_2 \frac{8\pi^2 e^2 h\nu^3}{mc^3} (-f_{21})$$

$$= N_2 \frac{8\pi^2 e^2 h}{m\lambda^3} (-f_{21})$$

$$\sigma^2 = \frac{\rho^2}{4l^2 - 1} = \frac{1}{4l^2 - 1} \left(\int_0^\infty R_1 R_2 r dr \right)^2$$

l being the greater of the two orbital quantum numbers involved in the transition.

$$\sigma_1 = \int \sigma_\nu d\nu = \frac{\pi e^2}{mc} f_{\text{abs}} N_1$$

$$\sigma_\nu = \frac{\pi e^2}{mc} f_{\text{abs}} \frac{\gamma}{4\pi^2} \frac{N_1}{(\nu - \nu_0)^2 + (\gamma/4\pi)^2}$$

$$\sigma_{\nu_0} = \frac{4}{\gamma} \frac{\pi e^2}{mc} f_{\text{abs}} N_1$$

Numerical relations

$$gf = 0.03038S/\lambda = 1.499 \times 10^{-8} g_2 A \lambda^2 \quad [S \text{ in atomic units, } \lambda \text{ in } \mu\text{m, } A \text{ in } \text{s}^{-1}]$$

$$S = |x|^2/a_0^2 = 32.92 gf\lambda = 4.94 \times 10^{-7} g_2 A \lambda^3 \quad [\text{same units}]$$

$$A = 2.026 \times 10^6 S/g_2 \lambda^3 = 2.677 \times 10^9 i^3 S/g_2$$

$$= 0.6670 \times 10^8 gf/g_2 \lambda^2 \quad [\text{same units, } i = \text{wave-number in Rydbergs}]$$

$$\sigma_1 = \int \sigma_\nu d\nu = (\pi e^2/mc) f_{\text{abs}} N_1 = 0.02654 f_{\text{abs}} N_1 \quad [\sigma_1 \text{ in } \text{cm}^{-1} \text{ s}^{-1}, \sigma_\nu \text{ in } \text{cm}^{-1}, \nu \text{ in } \text{s}^{-1}, N_1 \text{ in } \text{cm}^{-3}]$$

$$f = 4.318 \times 10^{-9} \int \epsilon_\nu d(1/\lambda)$$

where ϵ_ν is the molar extinction coefficient and $\epsilon_\nu l C = -\log(I/I_0)$ with l = path length in cm, C = concentration in moles/litre, and $d(1/\lambda)$ in cm^{-1} .

$$\gamma_{\text{el}} = 0.2223 \times 10^8/\lambda^2 \text{ s}^{-1} \quad [\lambda \text{ in } \mu\text{m}]$$

$$8\pi h\nu^3/c^3 = 8\pi h/\lambda^3 = 1.665 \times 10^{-13}/\lambda^3 \quad [\lambda \text{ in } \mu\text{m}]$$

Atomic unit for S (electric dipole)

$$a_0^2 e^2 = 6.459 \times 10^{-36} \text{ cm}^2 \text{ ESU}^2$$

Electric quadrupole and magnetic dipole

$$g_2 A_{21} = \frac{32\pi^6 \nu^5}{5hc^5} S_q = 2674 i^5 S_q \text{ s}^{-1} \quad [i \text{ in Rydbergs, } S_q \text{ in atomic units}]$$

where the atomic unit for electric quadrupole strength S_q is $a_0^4 e^2 = 1.8088 \times 10^{-52} \text{ cm}^4 \text{ ESU}^2$

$$g_2 A_{21} = \frac{64\pi^4 \nu^3}{3hc^3} S_m = 35660 i^3 S_m \text{ s}^{-1} \quad [i \text{ in Rydbergs, } S_m \text{ in atomic units}]$$

where the atomic unit for magnetic dipole strength S_m is $e^2 h^2 / 16\pi^2 m^2 c^2 = 0.8599 \times 10^{-40} \text{ erg}^2 \text{ gauss}^{-2}$.

Absolute intensities

Absolute values of f , A , B , and S may be determined by (a) evaluating σ^2 , (b) using an f -summation rule, or (c) absolute measurements.

A general method [2] for evaluating σ gives

$$\sigma = (1/Y)\mathcal{F}(n_i^*, l), \mathcal{S}(n_{i-1}^*, n^*, l)$$

where Y is the stage of ionization (1 for neutral, 2 for first ion, etc.), l is the higher of the two orbital quantum numbers (which differ by 1), and n^* is the effective principal quantum number = $Y/(\chi - W)^{1/2}$ with χ and W the ionization and excitation energies in ryd. The functions \mathcal{F} and \mathcal{S} have been tabulated [2].

Kuhn-Thomas-Reiche f -sum rule

$$\sum_1 f_{21} + \sum_3 f_{23} = z$$

where the summations are for levels 1 below the selected level 2, and 3 above that level (including the continuum). z = number of optical electrons. f_{21} is negative and hence for upward transitions $\sum_3 f_{23} \geq z$. The rule may be applied to alkali metals and earths.

Application of the f -sum rule for more complex spectra where the lines concerned are mainly the lowest members of their series and therefore contain most of the total oscillator strength [4]

$$\sum_{LS} g_{tf} = b_1 b_2 g_t$$

where $\log b_1 \simeq \begin{cases} -0.1 & s-p \\ -1.1 & p-s \\ -0.2 & p-d \end{cases}$ } Transition arrays
 $\log b_2 \simeq \begin{cases} -0.1 & \text{few } LS \text{ violations} \\ -0.5 & \text{many strong } LS \text{ violations.} \end{cases}$

The summation \sum_{LS} is made for multiplets that follow the LS coupling rules within transition arrays in which only one non-equivalent electron is making a transition. Absolute errors in the g_{tf} for individual multiplets from applications of this rule are about ± 0.35 dex.

Wigner-Kirkwood rule for 1 electron jump [3]

$$\text{for } l \rightarrow l-1 \quad \sum f = -\frac{1}{3} \frac{l(2l-1)}{2l+1}$$

$$\text{for } l \rightarrow l+1 \quad \sum f = \frac{1}{3} \frac{(l+1)(2l+3)}{2l+1} \quad [l = \text{orbital quantum number}]$$

for example

$$\begin{array}{lll} p \rightarrow ns & \sum f = -1/9 & s \rightarrow np \quad \sum f = 1 \\ d \rightarrow np & \sum f = -2/5 & p \rightarrow nd \quad \sum f = 10/9 \end{array}$$

This rule may sometimes be used for complicated spectra; it applies precisely for hydrogen.

[1] *A.Q.* 1, § 26; 2, § 25.

[2] D. R. Bates and A. Damgaard, *Phil. Trans.*, A, **242**, 101, 1949.

[3] A. Unsöld, *Physik der Sternatmosphären*, 2nd ed., 350, Springer, 1955.

[4] C. W. Allen, *M.N.*, **121**, 299, 1960; **153**, 295, 1971.

§ 27. Relative Strengths within Multiplets

The tables of relative strengths of lines in multiplets are based on *LS* coupling. The total strength \mathcal{S} for each multiplet is made an integral number by selecting

$$\mathcal{S} = g_1 g_2 / (2S_m + 1) = (2S_m + 1)(2L_1 + 1)(2L_2 + 1)$$

where g_1 and g_2 are the total weights g_t of the initial and final terms, $(2S_m + 1)$ is the multiplicity and S_m the spin, and L_1 and L_2 are the orbital quanta. It should be noted that \mathcal{S} is not in general the same as $\mathcal{S}(\mathcal{M})$ of § 28. The strengths of the main diagonal are x_1, x_2, \dots ; the first satellites y_1, y_2, \dots , and the second satellites z_1, z_2, \dots . The multiplet arrangements are

<i>Normal multiplets SP, PD, DF, etc.</i>					<i>Symmetrical multiplets PP, DD, etc.</i>			
J_m	$J_m - 1$	$J_m - 2$	$J_m - 3$	$J_m - 4$	J_m	$J_m - 1$	$J_m - 2$	$J_m - 3$
$J_m - 1$	x_1	y_1	z_1		J_m	x_1	y_1	
$J_m - 2$		x_2	y_2	z_2	$J_m - 1$	y_1	x_2	y_2
$J_m - 3$			x_3	y_3	$J_m - 2$		y_2	x_3
$J_m - 4$				x_4	$J_m - 3$		y_3	x_4

The maximum inner quantum number J_m is $S_m + L_m$, where L_m is the orbital quantum number (the greater of the two in the case of normal multiplets). With the selected \mathcal{S} the summed strengths of rows and columns of multiplets (in the above arrangement) are whole numbers. Since the total strength \mathcal{S} is tabulated it is easy to determine the line strength relative to its multiplet.

Logarithmic tabulations of multiplet intensities are available [4], and also tabulations in which the first line of the leading diagonal x is fixed at 100 [3].

Multiplicity											
	1	2	3	4	5	6	7	8	9	10	11
\mathcal{S}	SP										
	3	6	9	12	15	18	21	24	27	30	33
x_1	3.0	4.0	5.0	6.0	7.0	8.0	9.0	10.0	11.0	12.0	13.0
y_1		2.0	3.0	4.0	5.0	6.0	7.0	8.0	9.0	10.0	11.0
z_1			1.0	2.0	3.0	4.0	5.0	6.0	7.0	8.0	9.0
\mathcal{S}	PP										
	9	18	27	36	45	54	63	72	81	90	99
x_1	9.0	10.0	11.25	12.6	14.0	15.4	16.9	18.3	19.8	21.3	22.8
x_2		4.0	2.25	1.60	1.25	1.04	0.88	0.75	0.68	0.61	0.55
x_3			0.00	1.00	2.25	3.6	5.0	6.4	7.9	9.3	10.80
y_1		2.0	3.75	5.40	7.00	8.6	10.1	11.65	13.2	14.7	16.2
y_2			3.00	5.00	6.75	8.4	10.0	11.6	13.1	14.7	16.2
\mathcal{S}	PD										
	15	30	45	60	75	90	105	120	135	150	165
x_1	15.0	18.0	21.0	24.0	27.0	30.0	33.0	36.0	39.0	42.0	45.0
x_2		10.0	11.25	12.6	14.0	15.4	16.9	18.3	19.8	21.3	22.8
x_3			5.0	5.0	5.25	5.6	6.0	6.4	6.9	7.3	7.8
y_1		2.0	3.75	5.40	7.00	8.6	10.1	11.65	13.2	14.7	16.2
y_2			3.75	6.40	8.75	11.0	13.1	15.2	17.3	19.3	21.4
y_3				5.00	6.75	8.4	10.0	11.6	13.1	14.7	16.2
z_1			0.25	0.60	1.00	1.43	1.88	2.33	2.80	3.27	3.75
z_2				1.00	2.25	3.60	5.0	6.4	7.86	9.3	10.8
z_3					3.00	6.0	9.0	12.0	15.0	18.0	21.0
\mathcal{S}	DD										
	25	50	75	100	125	150	175	200	225	250	275
x_1	25.0	28.0	31.1	34.3	37.5	40.7	44.0	47.3	50.6	53.8	57.2
x_2		18.0	17.4	17.2	17.5	17.9	18.3	19.0	19.6	20.1	20.9
x_3			11.25	8.0	6.25	5.14	4.37	3.81	3.37	3.03	2.75
x_4				5.0	1.25	0.22	0.00	0.14	0.48	0.95	1.50
x_5					0.0	2.23	5.00	8.0	11.1	14.3	17.5
y_1		2.0	3.9	5.7	7.5	9.25	11.0	12.75	14.4	16.1	17.8
y_2			3.75	7.0	10.0	12.85	15.6	18.4	21.0	23.6	26.3
y_3				5.0	8.75	12.0	15.0	17.8	20.6	23.4	26.0
y_4					5.0	7.8	10.0	12.0	13.9	15.7	17.5

	Multiplicity										
	1	2	3	4	5	6	7	8	9	10	11
	DF										
\mathcal{P}	35	70	105	140	175	210	245	280	315	350	385
x_1	35.0	40.0	45.0	50.0	55.0	60.0	65.0	70.0	75.0	80.0	85.0
x_2		28.0	31.1	34.3	37.5	40.7	44.0	47.3	50.6	53.8	57.2
x_3			21.0	22.5	24.0	25.8	27.5	29.4	31.2	33.1	35.0
x_4				14.0	14.0	14.4	15.0	15.7	16.5	17.4	18.2
x_5					7.0	6.2	6.0	6.0	6.1	6.3	6.5
y_1		2.0	3.9	5.7	7.5	9.2	11.0	12.8	14.4	16.1	17.8
y_2			3.9	7.3	10.5	13.6	16.5	19.4	22.2	25.1	27.8
y_3				5.6	10.0	13.9	17.5	21.0	24.4	27.5	30.8
y_4					7.0	11.4	15.0	18.3	21.4	24.4	27.3
y_5						7.8	10.0	12.0	13.9	15.7	17.5
z_1			0.11	0.29	0.50	0.74	1.00	1.28	1.56	1.84	2.14
z_2				0.40	1.00	1.71	2.50	3.33	4.20	5.10	6.0
z_3					1.00	2.40	4.0	5.7	7.5	9.3	11.2
z_4						2.22	5.0	8.0	11.1	14.3	17.5
z_5							5.0	10.0	15.0	20.0	25.0
	FF										
\mathcal{P}	49	98	147	196	245	294	343	392	441	490	539
x_1	49.0	54.0	59.0	64.1	69.3	74.4	79.6	84.8	90.0	95.2	100.4
x_2		40.4	41.2	42.7	44.5	46.2	48.2	50.1	52.2	54.2	56.4
x_3			31.1	28.9	27.6	26.7	26.3	25.9	25.9	25.9	26.0
x_4				22.4	17.5	14.4	12.3	10.7	9.5	8.5	7.7
x_5					14.0	7.6	4.38	2.50	1.36	0.67	0.26
x_6						6.2	0.89	0.00	0.49	1.60	3.06
x_7							0.00	3.50	7.89	12.6	17.5
y_1		2.0	3.94	5.8	7.7	9.5	11.4	13.2	15.0	16.8	18.6
y_2			3.88	7.5	11.0	14.2	17.5	20.7	23.9	26.9	30.0
y_3				5.6	10.5	15.0	19.2	23.3	27.4	31.1	35.0
y_4					7.0	12.6	17.5	22.0	26.3	30.3	34.2
y_5						7.7	13.1	17.5	21.4	25.0	28.5
y_6							7.0	10.5	13.1	15.4	17.3

	Multiplicity										
	1	2	3	4	5	6	7	8	9	10	11
	FG										
\mathcal{P}	63	126	189	252	315	378	441	504	567	630	693
x_1	63.0	70.0	77.0	84.0	91.0	98.0	105.0	112.0	119.0	126.0	133.0
x_2		54.0	59.0	64.1	69.3	74.4	79.6	84.8	90.0	95.2	100.4
x_3			45.0	48.2	51.5	55.0	58.4	62.0	65.8	69.3	73.0
x_4				36.0	37.5	39.3	41.2	43.4	45.5	47.8	49.9
x_5					27.0	27.0	27.5	28.3	29.3	30.4	31.5
x_6						18.0	16.9	16.5	16.5	16.8	17.0
x_7							9.0	7.5	6.9	6.6	6.5
y_1		2.0	3.94	5.8	7.7	9.5	11.4	13.2	15.0	16.8	18.6
y_2			3.94	7.6	11.2	14.5	17.9	21.2	24.4	27.6	30.7
y_3				5.8	11.0	15.7	20.2	24.6	28.9	33.0	37.1
y_4					7.5	13.7	19.2	24.5	29.3	34.0	38.5
y_5						9.0	15.6	21.2	26.3	31.0	35.5
y_6							10.1	16.0	20.6	24.6	28.5
y_7								10.5	13.2	15.4	17.5
z_1			0.06	0.17	0.30	0.46	0.62	0.81	1.00	1.20	1.41
z_2				0.21	0.56	1.00	1.50	2.05	2.63	3.23	3.85
z_3					0.50	1.29	2.25	3.34	4.51	5.7	7.0
z_4						1.00	2.50	4.29	6.25	8.3	10.5
z_5							1.88	4.50	7.5	10.7	14.0
z_6								3.50	7.9	12.6	17.5
z_7									7.0	14.0	21.0
	GG										
\mathcal{P}	81	162	243	324	405	486	567	648	729		
x_1	81.0	88.0	95.0	102.1	109.2	116.4	123.4	130.6	137.7		
x_2		70.0	73.0	76.1	79.9	83.5	87.0	90.9	94.2		
x_3			59.0	58.4	58.4	59.0	59.6	60.4	61.3		
x_4				48.2	44.5	41.8	39.7	38.2	37.1		
x_5					37.5	30.9	26.3	22.8	20.2		
x_6						27.0	18.4	13.0	9.4		
x_7							16.9	7.7	3.36		
x_8								7.5	0.67		
x_9									0.00		
y_1		2.0	3.96	5.9	7.8	9.7	11.6	13.4	15.3		
y_2			3.94	7.7	11.4	14.9	18.4	21.8	25.1		
y_3				5.8	11.2	16.2	21.1	25.7	30.4		
y_4					7.5	14.2	20.2	26.0	31.5		
y_5						9.0	16.5	23.2	29.2		
y_6							10.1	17.8	24.3		
y_7								10.5	17.3		
y_8									9.0		

S	Multiplicity							Multiplicity				
	1	2	3	4	5	6	7	1	2	3	4	5
	GH							HI				
x_1	99.0	108.0	117.0	126.0	135.0	144.0	153.0	143.0	154.0	165.0	176.0	187.0
x_2		88.0	95.0	102.1	109.2	116.3	123.4		130.0	139.0	148.1	157.2
x_3			77.0	82.0	87.4	92.6	97.9			117.0	124.0	131.0
x_4				66.0	69.1	72.9	76.5				104.0	109.0
x_5					55.0	56.6	58.4					91.0
x_6						44.0	44.0					
x_7							33.0					
y_1		2.0	3.96	5.9	7.8	9.7	11.6		2.0	3.97	5.9	7.8
y_2			3.96	7.8	11.4	15.1	18.6			3.97	7.8	11.6
y_3				5.9	11.3	16.5	21.6				5.9	11.6
y_4					7.7	14.6	21.1					7.8
y_5						9.4	17.5					
y_6							11.0					
z_1			0.04	0.11	0.20	0.31	0.43			0.03	0.08	0.14
z_2				0.13	0.36	0.65	1.00				0.09	0.25
z_3					0.30	0.80	1.44					0.20
z_4						0.57	1.50					
z_5							1.00					
HH												
S	121	242	363	484	605	726	847					
x_1	121.0	130.0	139.0	148.1	157.2	166.2	175.3					
x_2		108.0	113.0	118.0	123.7	129.2	134.7					
x_3			95.0	96.3	98.1	100.0	102.0					
x_4				82.3	79.9	78.3	77.3					
x_5					69.2	63.7	59.5					
x_6						56.6	48.2					
x_7							44.1					
y_1		2.0	3.97	5.9	7.8	9.8	11.7					
y_2			3.97	7.8	11.6	15.2	19.8					
y_3				5.9	11.4	16.8	22.0					
y_4					7.7	14.8	21.6					
y_5						9.4	17.8					
y_6							11.0					

[1] A.Q. 1, § 27; 2, § 26.

[2] B. W. Shore and D. H. Menzel, *Ap. J. Supp.*, **12**, No. 106, 187, 1965.

[3] E. U. Condon and G. H. Shortley, *Theory of Atomic Spectra*, p. 241, Cambridge U.P., 1935.

[4] H. N. Russell, *Ap. J.*, **83**, 129, 1936.

§ 28. Strengths of Multiplets

The tables give the sums of the angular matrices or relative multiplet strengths $\mathcal{S}(\mathcal{M})$ from which the absolute multiplet strengths $S(\mathcal{M}) = \sigma^2 \mathcal{S}(\mathcal{M})$ may be determined. σ^2 is defined in §26. Larger tables are available in [2] which need to be adjusted by the factors in [3]. Then the total weighted oscillator strength for a multiplet is

$$\begin{aligned} g_{\text{tot}} f &= \sum_{\text{mult}} gf = 0.03038 \sigma^2 \mathcal{S}(\mathcal{M}) / \lambda \quad [\lambda \text{ in } \mu\text{m}] \\ &= 0.03038 S(\mathcal{M}) / \lambda \quad [\lambda \text{ in } \mu\text{m}] \end{aligned}$$

The tables are arranged in the order s, p, d, \dots . The orbital quantum number l of the jumping electron always changes by 1 and the *lower* value is on the left. When the total strength for two or more terms is known, but they are not known individually, then the known total strength is given and the number of terms involved is placed in front of the term symbol. For example 3^2D in the $p^3 - p^2d$ transition gives the combined strengths of the three 2D transitions.

Summation of terms with lower l (i.e. row summation)

$$\sum \mathcal{S}(\mathcal{M}) = k(2S+1)(2L+1)(l+1)(2l+3)$$

where k is the number of equivalent electrons (e.g. $k = 1$ for p , 2 for p^2 , etc.). Although the jumping electron may be equivalent for the term being summed the rule will not apply if the jumping electron is equivalent in the configuration to (or from) which the transition is made.

Summation of terms with higher l (i.e. column summation)

$$\sum \mathcal{S}(\mathcal{M}) = k(2S+1)(2L+1)l(2l-1)$$

where k is the number of equivalent electrons. Again the rule will not apply for transitions connecting a configuration in which the jumping electron is equivalent.

[1] *A.Q.* **1**, § 28; **2**, § 27.

[2] L. Goldberg, *Ap. J.*, **82**, 1, 1935.

[3] L. Goldberg, *Ap. J.*, **84**, 11, 1936.

[4] F. Rohrlieh, *Ap. J.*, **129**, 441, 449, 1959.

1 electron

$\begin{array}{c} p \\ \diagdown \\ s \end{array} \begin{array}{c} 2P \\ 6 \end{array}$	$\begin{array}{c} d \\ \diagdown \\ p \end{array} \begin{array}{c} 2D \\ 60 \end{array}$	$\begin{array}{c} f \\ \diagdown \\ d \end{array} \begin{array}{c} 2F \\ 210 \end{array}$	$\begin{array}{c} g \\ \diagdown \\ f \end{array} \begin{array}{c} 2G \\ 504 \end{array}$	$\begin{array}{c} h \\ \diagdown \\ g \end{array} \begin{array}{c} 2H \\ 990 \end{array}$
---	--	---	---	---

2 electrons


$\begin{array}{c} sp \\ \diagdown \\ s \cdot s \end{array} \begin{array}{c} 3P \\ 9 \end{array} \begin{array}{c} 1P \\ 3 \end{array}$	$\begin{array}{c} sp \\ \diagdown \\ s^2 \end{array} \begin{array}{c} 1P \\ 6 \end{array}$	$\begin{array}{c} p \cdot p \\ \diagdown \\ sp \end{array} \begin{array}{c} 3D \\ 15 \end{array} \begin{array}{c} 3P \\ 9 \end{array} \begin{array}{c} 3S \\ 3 \end{array} \begin{array}{c} 1D \\ 5 \end{array} \begin{array}{c} 1P \\ 3 \end{array} \begin{array}{c} 1S \\ 1 \end{array}$	$\begin{array}{c} p^2 \\ \diagdown \\ sp \end{array} \begin{array}{c} 3P \\ 18 \end{array} \begin{array}{c} 1D \\ 10 \end{array} \begin{array}{c} 1S \\ 2 \end{array}$
$\begin{array}{c} sd \\ \diagdown \\ sp \end{array} \begin{array}{c} 3D \\ 90 \end{array} \begin{array}{c} 1D \\ 30 \end{array}$	$\begin{array}{c} sf \\ \diagdown \\ sd \end{array} \begin{array}{c} 3F \\ 315 \end{array} \begin{array}{c} 1F \\ 105 \end{array}$	$\begin{array}{c} pd \\ \diagdown \\ sd \end{array} \begin{array}{c} 3F \\ 21 \end{array} \begin{array}{c} 3D \\ 15 \end{array} \begin{array}{c} 3P \\ 9 \end{array} \begin{array}{c} 1F \\ 7 \end{array} \begin{array}{c} 1D \\ 5 \end{array} \begin{array}{c} 1P \\ 3 \end{array}$	$\begin{array}{c} sg \\ \diagdown \\ sf \end{array} \begin{array}{c} 3G \\ 756 \end{array} \begin{array}{c} 1G \\ 252 \end{array}$

$\begin{array}{c} pd \\ \diagdown \\ p \cdot p \end{array} \begin{array}{c} 3F \\ 126 \end{array} \begin{array}{c} 3D \\ 22.5 \end{array} \begin{array}{c} 3P \\ 1.5 \end{array} \begin{array}{c} 1F \\ 67.5 \end{array} \begin{array}{c} 1D \\ 22.5 \end{array} \begin{array}{c} 1P \\ 30 \end{array} \begin{array}{c} 1S \\ 42 \end{array} \begin{array}{c} 1D \\ 7.5 \end{array} \begin{array}{c} 1P \\ 0.5 \end{array} \begin{array}{c} 1S \\ 22.5 \end{array} \begin{array}{c} 1D \\ 7.5 \end{array} \begin{array}{c} 1P \\ 10 \end{array}$	$\begin{array}{c} pd \\ \diagdown \\ p^2 \end{array} \begin{array}{c} 3D \\ 135 \end{array} \begin{array}{c} 3P \\ 45 \end{array} \begin{array}{c} 1F \\ 84 \end{array} \begin{array}{c} 1D \\ 15 \end{array} \begin{array}{c} 1P \\ 1 \end{array} \begin{array}{c} 1S \\ 20 \end{array}$	$\begin{array}{c} pf \\ \diagdown \\ pd \end{array} \begin{array}{c} 3G \\ 405 \end{array} \begin{array}{c} 3F \\ 35 \end{array} \begin{array}{c} 3D \\ 1 \end{array} \begin{array}{c} 1G \\ 189 \end{array} \begin{array}{c} 1F \\ 135 \end{array} \begin{array}{c} 1D \\ 11.7 \end{array} \begin{array}{c} 1S \\ 0.3 \end{array} \begin{array}{c} 1G \\ 93.3 \end{array} \begin{array}{c} 1F \\ 11.7 \end{array} \begin{array}{c} 1D \\ 63 \end{array}$
$\begin{array}{c} d \cdot d \\ \diagdown \\ pd \end{array} \begin{array}{c} 3G \\ 162 \end{array} \begin{array}{c} 3F \\ 42 \end{array} \begin{array}{c} 3D \\ 6 \end{array} \begin{array}{c} 1G \\ 84 \end{array} \begin{array}{c} 1F \\ 52.5 \end{array} \begin{array}{c} 1D \\ 13.5 \end{array} \begin{array}{c} 1S \\ 18 \end{array} \begin{array}{c} 1G \\ 54 \end{array} \begin{array}{c} 1F \\ 14 \end{array} \begin{array}{c} 1D \\ 2 \end{array} \begin{array}{c} 1S \\ 28 \end{array} \begin{array}{c} 1D \\ 17.5 \end{array} \begin{array}{c} 1P \\ 4.5 \end{array} \begin{array}{c} 1S \\ 6 \end{array} \begin{array}{c} 1G \\ 10.5 \end{array} \begin{array}{c} 1F \\ 13.5 \end{array} \begin{array}{c} 1D \\ 6 \end{array}$	$\begin{array}{c} d^2 \\ \diagdown \\ pd \end{array} \begin{array}{c} 3F \\ 84 \end{array} \begin{array}{c} 3P \\ 168 \end{array} \begin{array}{c} 3D \\ 27 \end{array} \begin{array}{c} 1F \\ 81 \end{array} \begin{array}{c} 1D \\ 108 \end{array} \begin{array}{c} 1S \\ 4 \end{array} \begin{array}{c} 1G \\ 35 \end{array} \begin{array}{c} 1D \\ 21 \end{array} \begin{array}{c} 1S \\ 12 \end{array}$	

3 electrons

$\begin{array}{c} sp \cdot p \\ \diagdown \\ s \cdot sp \end{array} \begin{array}{c} 4D \\ 20 \end{array} \begin{array}{c} 4P \\ 12 \end{array} \begin{array}{c} 4S \\ 4 \end{array} \begin{array}{c} 2D \\ 10 \end{array} \begin{array}{c} 2P \\ 6 \end{array} \begin{array}{c} 2S \\ 2 \end{array} \begin{array}{c} 2D \\ 10 \end{array} \begin{array}{c} 2P \\ 6 \end{array} \begin{array}{c} 2S \\ 2 \end{array}$	$\begin{array}{c} spd \\ \diagdown \\ sp \cdot p \end{array} \begin{array}{c} 4F \\ 168 \end{array} \begin{array}{c} 4D \\ 30 \end{array} \begin{array}{c} 4P \\ 2 \end{array} \begin{array}{c} 2F \\ 90 \end{array} \begin{array}{c} 2D \\ 30 \end{array} \begin{array}{c} 2P \\ 40 \end{array} \begin{array}{c} 2F \\ 84 \end{array} \begin{array}{c} 2D \\ 15 \end{array} \begin{array}{c} 2P \\ 1 \end{array} \begin{array}{c} 2S \\ 45 \end{array} \begin{array}{c} 2F \\ 15 \end{array} \begin{array}{c} 2D \\ 20 \end{array} \begin{array}{c} 2P \\ 84 \end{array} \begin{array}{c} 2S \\ 15 \end{array} \begin{array}{c} 2F \\ 45 \end{array} \begin{array}{c} 2D \\ 15 \end{array} \begin{array}{c} 2P \\ 20 \end{array}$
$\begin{array}{c} spd \\ \diagdown \\ s \cdot sd \end{array} \begin{array}{c} 4F \\ 28 \end{array} \begin{array}{c} 4D \\ 20 \end{array} \begin{array}{c} 4P \\ 12 \end{array} \begin{array}{c} 2F \\ 14 \end{array} \begin{array}{c} 2D \\ 10 \end{array} \begin{array}{c} 2P \\ 6 \end{array} \begin{array}{c} 2S \\ 2 \end{array} \begin{array}{c} 2F \\ 14 \end{array} \begin{array}{c} 2D \\ 10 \end{array} \begin{array}{c} 2P \\ 6 \end{array}$	$\begin{array}{c} sp^2 \\ \diagdown \\ s^2 p \end{array} \begin{array}{c} 2D \\ 10 \end{array} \begin{array}{c} 2P \\ 18 \end{array} \begin{array}{c} 2S \\ 2 \end{array} \begin{array}{c} 2S \\ 20 \end{array} \begin{array}{c} 2F \\ 84 \end{array} \begin{array}{c} 2D \\ 15 \end{array} \begin{array}{c} 2P \\ 45 \end{array} \begin{array}{c} 2S \\ 20 \end{array}$

3 electrons [contd.]



$d \cdot d^2$
 pd^2
 2I 2H 2G
 2H 156 53 11 2F
 2G 79 69 32 2D
 2F 28 52 60 4H 4G 4F
 d^3
 pd^2 4F
 4G 36
 4F 252 4P
 $^2^4D$ 216 104
 4P 48
 4S 64 2H 2G
 2H 79 9 2F
 2G 317 115 36 $^2^2D$
 $^3^2F$ 200 84 94 2P
 $^3^2D$ 132 125 43
 $^3^2P$ 141 51
 2S 14

4F 4D 4P
 4D 168 30 2
 4P 90 30
 4S 40 2F 2D 2P
 2D 84 15 1
 2P 45 15
 2D 24 40 36 2G 2F 2D 2S 20 2D
 2F 108 28 4 2P 2P 60
 2D 56 35 9 2S
 2P 21 27 12

4 electrons

sp^3
 s^2p^2 3D 3P 3S
 3P 15 9 12 1D 1P
 1D 15 5
 1S 4

spd^2
 s^2d^2 3G 3F 3D
 3F 54 42 30 3D 3P 3S
 3P 30 18 6 1H 1G 1F
 1G 22 18 14 1F 1D 1P
 1D 14 10 6 1P
 1S 6

$p \cdot p^3$
 sp^3 3F 3D 3P
 3D 21 15 9 1F 1D 1P
 1D 7 5 3 3D 3P 3S
 3P 15 9 3 1D 1P 1S
 pd^3
 sd^3 5G 5F 5D
 5F 45 35 25 3G 3F 3D
 3F 27 21 15 5D 5P 5S
 5P 25 15 5 3D 3P 3S
 3P 15 9 3 3I 3H 3G
 pd^3
 sd^3 3G 3F 3D
 3F 27 21 15 1G 1F 1D
 1F 9 7 5 $^2^3F$ $^2^3D$ $^2^3P$
 $^2^3D$ 42 30 18 $^2^1F$ $^2^1D$ $^2^1P$
 $^2^1D$ 14 10 6 3D 3P 3S
 3P 15 9 3 1D 1P 1S
 1P 5 3 1

5 electrons

sp^3
 s^2d^3 4G 4F 4D
 4F 72 56 40 4D 4P 4S
 4P 40 24 8 2I 2H 2G
 2H 52 44 36 2H 2G 2F
 2G 44 36 28 2G 2F 2D
 2F 36 28 20 $^2^2F$ $^2^2D$ $^2^2P$
 $^2^2D$ 56 40 24 2D 2P 2S
 2P 20 12 4

p^5
 sp^4 2P
 2D 10
 2P 18
 2S 2

p^4d
 p^5 $^3^2D$ $^2^2P$ 2S
 2P 190 90 20

§ 29. Permitted Atomic Oscillator Strengths

The notation used for the table of permitted oscillator strengths is from § 26. The units used for expressing the multiplet or line intensities are weighted oscillator strengths; $g_{\ell}f$ for multiplets and gf for lines. Strengths, transition probabilities, emission rates, etc. may be derived from these by use of the relations in § 26.

In order that the tabulation may cover as wide a field of spectra as possible the line intensity data are restricted to $g_{\ell}f$ for the whole multiplet and gf for the leading line only. Either of these may be used to derive the gf for other lines if the rules of § 27 are satisfied, otherwise the leading gf and measured relative intensity (from the original sources) should be used. Note particularly that the gf column refers only to the line defined by the two preceding columns even if other lines are not resolved from it in normal practice.

The multiplet numbers are from [2, 3], and are labelled u when the ultra-violet table [3] is used. The last column gives some indication of the source of the data; c = calculated, m = measured.

For the iron group atoms Sc \rightarrow Ni some attempt has been made to adjust early measurements for the excitation potential effects [7]. Adjusted data are labelled adj.

Permitted atomic oscillator strengths

Atom	Transition		Multiplet			Line		Notes	
			No.	Desig.	$g_{\ell}f$	J	λ		gf
H I Lyman series	$L\alpha$	$1s-2p$	1u	$2S-2P^0$	0.8324	$\frac{1}{2}-1\frac{1}{2}$	1215	0.5549	c [1, 4]
	$L\beta$	$1s-3p$	2u	$2S-2P^0$	0.1582	$\frac{1}{2}-1\frac{1}{2}$	1025	0.1055	"
	$L\gamma$	$1s-4p$	3u	$2S-2P^0$	0.0580	$\frac{1}{2}-1\frac{1}{2}$	972	0.0387	"
	$L\delta$	$1s-5p$	4u	$2S-2P^0$	0.0279	$\frac{1}{2}-1\frac{1}{2}$	949	0.0186	"
	$L\epsilon$	$1s-6p$	5u	$2S-2P^0$	0.0156	$\frac{1}{2}-1\frac{1}{2}$	937	0.0104	"
	$L\zeta$	$1s-7p$	6u	$2S-2P^0$	0.0096	$\frac{1}{2}-1\frac{1}{2}$	930	0.0064	"
	$L\eta$	$1s-8p$	7u	$2S-2P^0$	0.0064	$\frac{1}{2}-1\frac{1}{2}$	926	0.0043	"
	$L\theta$	$1s-9p$	8u	$2S-2P^0$	0.0044	$\frac{1}{2}-1\frac{1}{2}$	923	0.0029	"
	$L\iota$	$1s-10p$	9u	$2S-2P^0$	0.0032	$\frac{1}{2}-1\frac{1}{2}$	920	0.0021	"
	$L\kappa$	$1s-11p$	10u	$2S-2P^0$	0.0024	$\frac{1}{2}-1\frac{1}{2}$	919	0.0016	"
	$L\lambda$	$1s-12p$	11u	$2S-2P^0$	0.0018	$\frac{1}{2}-1\frac{1}{2}$	918	0.0012	"
		limiting $1s-np$			$3.2n^{-3}$	$\frac{1}{2}-1\frac{1}{2}$	912	$2.1n^{-3}$	"
		Lyman total			1.1282				
		$1s$ continuum			0.8178				
	Balmer series	$2s-3p$			$2S-2P^0$	0.8697	$\frac{1}{2}-1\frac{1}{2}$	6562	0.5798
$2p-3s$				$2P^0-2S$	0.0815	$1\frac{1}{2}-\frac{1}{2}$	"	0.0543	"
$2p-3d$				$2P^0-2D$	4.1747	$1\frac{1}{2}-2\frac{1}{2}$	"	2.5048	"
$H\alpha$			1		5.1260		6562		"
$2s-4p$				$2S-2P^0$	0.2055	$\frac{1}{2}-1\frac{1}{2}$	4861	0.1370	"
$2p-4s$				$2P^0-2S$	0.0183	$1\frac{1}{2}-\frac{1}{2}$	"	0.0122	"
$2p-4d$				$2P^0-2D$	0.7308	$1\frac{1}{2}-2\frac{1}{2}$	"	0.4385	"
$H\beta$			1		0.9546		4861		"
$2s-5p$				$2S-2P^0$	0.0839	$\frac{1}{2}-1\frac{1}{2}$	4340	0.0559	"
$2p-5s$				$2P^0-2S$	0.0073	$1\frac{1}{2}-\frac{1}{2}$	"	0.0049	"
$2p-5d$				$2P^0-2D$	0.2262	$1\frac{1}{2}-2\frac{1}{2}$	"	0.1597	"
$H\gamma$			1		0.3573		4340		"

Atom	Transition	Multiplet			Line			Notes	
		No.	Desig.	g_{if}	J	λ	gf		
H I Balmer series (contd.)						Å			
	2s-6p		$^2S-^2P^0$	0.0432	$\frac{1}{2}-1\frac{1}{2}$	4101	0.0288	c [1, 4]	
	2p-6s		$^2P^0-^2S$	0.0037	$1\frac{1}{2}-\frac{1}{2}$	"	0.0025		
	2p-6d		$^2P^0-^2D$	0.1298	$1\frac{1}{2}-2\frac{1}{2}$	"	0.0778		
	H δ	1		0.1767		4101			
	2s-7p		$^2S-^2P^0$	0.0255	$\frac{1}{2}-1\frac{1}{2}$	3970	0.0170	"	
	2p-7s		$^2P^0-^2S$	0.0022	$1\frac{1}{2}-\frac{1}{2}$	"	0.0015		
	2p-7d		$^2P^0-^2D$	0.0740	$1\frac{1}{2}-2\frac{1}{2}$	"	0.0444		
	H ϵ	1		0.1016		3970			
	2s-8p		$^2S-^2P^0$	0.0164	$\frac{1}{2}-1\frac{1}{2}$	3889	0.0108	"	
	2p-8s		$^2P^0-^2S$	0.0014	$1\frac{1}{2}-\frac{1}{2}$	"	0.0009		
	2p-8d		$^2P^0-^2D$	0.0465	$1\frac{1}{2}-2\frac{1}{2}$	"	0.0279		
	H ζ	2		0.0643		3889			
	H η	$n = 9$	2	0.0434		3835		"	
	H θ	10	2	0.0308		3797			
	H ι	11	2	0.0227		3770			
	H κ	12	2	0.0172		3750			
	limiting	2s-np		$^2S-^2P^0$	$7.4n^{-3}$	$\frac{1}{2}-1\frac{1}{2}$	3646	$4.9n^{-3}$	
		2p-ns		$^2P^0-^2S$	$0.7n^{-3}$	$1\frac{1}{2}-\frac{1}{2}$	"	$0.5n^{-3}$	
		2p-nd		$^2P^0-^2D$	$19.8n^{-3}$	$1\frac{1}{2}-2\frac{1}{2}$	"	$11.8n^{-3}$	
	H(n)			$28 n^{-3}$		3646			
total	2s-np		$^2S-^2P^0$	1.27	$\frac{1}{2}-1\frac{1}{2}$		0.85	"	
	2p-ns		$^2P^0-^2S$	0.12	$1\frac{1}{2}-\frac{1}{2}$		0.08		
	2p-np		$^2P^0-^2D$	5.54	$1\frac{1}{2}-2\frac{1}{2}$		3.35		
Balmer total				6.93					
2s-p continuum				0.724					
2p-s	"			0.048					
2p-d	"			1.128					
Balmer	"			1.900					
Paschen series	3s-4p		$^2S-^2P^0$	0.970	$\frac{1}{2}-1\frac{1}{2}$	18751	0.647	"	
	3p-4s		$^2P^0-^2S$	0.19	$1\frac{1}{2}-\frac{1}{2}$	"	0.128		
	3p-4d		$^2P^0-^2D$	3.72	$1\frac{1}{2}-2\frac{1}{2}$	"	2.23		
	3d-4p		$^2D-^2P^0$	0.110	$2\frac{1}{2}-1\frac{1}{2}$	"	0.066		
	3d-4f		$^2D-^2F^0$	10.16	$2\frac{1}{2}-3\frac{1}{2}$	"	5.80		
	P α			15.158		18751			
	3s-5p		$^2S-^2P^0$	0.242	$\frac{1}{2}-1\frac{1}{2}$	12818	0.161	"	
	3p-5s		$^2P^0-^2S$	0.043	$1\frac{1}{2}-\frac{1}{2}$	"	0.029		
	3p-5d		$^2P^0-^2D$	0.835	$1\frac{1}{2}-2\frac{1}{2}$	"	0.500		
	3d-5p		$^2D-^2P^0$	0.022	$2\frac{1}{2}-1\frac{1}{2}$	"	0.013		
	3d-5f		$^2D-^2F^0$	1.565	$2\frac{1}{2}-3\frac{1}{2}$	"	0.894		
	P β	8		2.710		12813			
	P γ	8		1.005		10938		"	
	P δ	8		0.498		10049			
	P ϵ	8		0.289		9545			
	P ζ	8		0.184		9229			
	P η	9		0.126		9014			
	P θ	9		0.090		8862			

Atom	Transition	Multiplet			Line			Notes	
		No.	Desig.	$g_i f$	J	λ	gf		
						Å			
Brackett series	4s-5p		$^2S-^2P^0$	1.09	$\frac{1}{2}-1\frac{1}{2}$	40512	0.73	c [1, 4]	
	4p-5s		$^2P^0-^2S$	0.318	$1\frac{1}{2}-\frac{1}{2}$	"	0.212		
	4p-5d		$^2P^0-^2D$	3.66	$1\frac{1}{2}-2\frac{1}{2}$	"	2.20		
	4d-5p		$^2D-^2P^0$	0.273	$2\frac{1}{2}-1\frac{1}{2}$	"	0.164		
	4d-5f		$^2D-^2F^0$	8.90	$2\frac{1}{2}-3\frac{1}{2}$	"	5.09		
	4f-5d		$^2F^0-^2D$	0.124	$3\frac{1}{2}-2\frac{1}{2}$	"	0.071		
	4f-5g		$^2F^0-^2G$	18.83	$3\frac{1}{2}-4\frac{1}{2}$	"	10.45		
	B α			33.21		40512			
	B β			5.74		26252			"
	B γ			2.10		21656			
H δ			1.03		19445				
He II Li III Be IV B V	Hydrogen-like ions have values of $g_i f$ and gf as for analogous hydrogen lines.								
He I	1s ² -1s2p	2u	$^1S-^1P^0$	0.276	0-1	584	0.276	c [1, 5]	
	1s ² -1s3p	3u	$^1S-^1P^0$	0.073	0-1	537	0.073		
	1s ² -1s4p	4u	$^1S-^1P^0$	0.030	0-1	522	0.030		
	1s2s-1s2p	1	$^3S-^3P^0$	1.62	1-2	10830	0.90	"	
			$^1S-^1P^0$	0.376	0-1	20581	0.376		
	1s2s-1s3p	2	$^3S-^3P^0$	0.193	1-2	3888	0.107		
		4	$^1S-^1P^0$	0.151	0-1	5015	0.151		
	1s2s-1s4p	3	$^3S-^3P^0$	0.069	1-2	3187	0.39		
		5	$^1S-^1P^0$	0.051	0-1	3964	0.051		
	1s2p-1s3s	10	$^3P^0-^3S$	0.624	2-1	7065	0.347		
		45	$^1P^0-^1S$	0.144	1-0	7281	0.144		
	1s2p-1s4s	12	$^3P^0-^3S$	0.106	2-1	4713	0.059		
		47	$^1P^0-^1S$	0.025	1-0	5047	0.025		
	1s2p-1s3d	11	$^3P^0-^3D$	5.48	2-3	5875	2.56		
		46	$^1P^0-^1D$	2.13	1-2	6678	2.13		
	1s2p-1s4d	14	$^3P^0-^3D$	1.12	2-3	4471	0.52		
		48	$^1P^0-^1D$	0.36	1-2	4921	0.36		
	1s2p-1s5d	18	$^3P^0-^3D$	0.427	2-3	4026	0.199		
		51	$^1P^0-^1D$	0.131	1-2	4387	0.131		
	1s3s-1s3p		$^3S-^3P^0$	2.69	1-2	42947	1.50	c [5]	
			$^1S-^1P^0$	0.629	0-1	74351	0.629		
	1s3s-1s4p		$^3S-^3P^0$	0.129	1-2	12528	0.072		
			$^1S-^1P^0$	0.140	0-1	15083	0.140		
Li I	2s-2p	1	$^2S-^2P^0$	1.51	$\frac{1}{2}-1\frac{1}{2}$	6707	1.00	c [5]	
Be II	2s-2p	1	$^2S-^2P^0$	1.01	$\frac{1}{2}-1\frac{1}{2}$	3130	0.67	c [5]	
C I	2p3s-2p3p	1	$^3P^0-^3D$	4.5	2-3	10691	2.1	c [1, 5]	
		10	$^1P^0-^1S$	0.33	1-0	8335	0.33		
	2p3s-2p4p	4	$^3P^0-^3D$	0.023	2-3	5041	0.011		
		6	$^3P^0-^3P$	0.05	2-2	4771	0.020		
		11	$^1P^0-^1P$	0.021	1-1	5380	0.021		
		12	$^1P^0-^1D$	0.033	1-2	5052	0.033		
		13	$^1P^0-^1S$	0.016	1-0	4932	0.016		

Atom	Transition	Multiplet			Line			Notes
		No.	Desig.	<i>g</i> . <i>f</i>	<i>J</i>	λ	<i>gf</i>	
						Å		
C II	$2s^2 2p-2s 2p^2$	1u	$2P^0-^2D$	1.6	$1\frac{1}{2}-2\frac{1}{2}$	1335	1.0	c [1, 5]
	$2p-3s$	4u	$2P^0-^2S$	0.27	$1\frac{1}{2}-1\frac{1}{2}$	858	0.18	
	$2p-3d$	5u	$2P^0-^2D$	1.5	$1\frac{1}{2}-2\frac{1}{2}$	687	0.9	
	$2s-3p$	2	$^2S-^2P^0$	1.8	$\frac{1}{2}-1\frac{1}{2}$	6578	1.2	
	$3p-4s$	4	$2P^0-^2S$	0.86	$1\frac{1}{2}-\frac{1}{2}$	3920	0.57	
	$3p-3d$	3	$2P^0-^2D$	3.5	$1\frac{1}{2}-2\frac{1}{2}$	7234	2.1	
	$3d-4f$	6	$^2D-^2F^0$	9.4	$2\frac{1}{2}-3\frac{1}{2}$	4267	5.4	
C III	$2s^2-2s 2p$	1u	$^1S-^1P^0$	0.8	0-1	977	0.8	c [1, 5]
	$2s^2-2s 3p$	2u	$^1S-^1P^0$	0.26	0-1	386	0.26	
	$2s^2-2s 3p$	1	$^3S-^3P^0$	2.3	1-2	4647	1.3	
C IV	$2s-2p$	1u	$^2S-^2P^0$	0.57	$\frac{1}{2}-1\frac{1}{2}$	1549	0.38	c [1, 5]
	$2s-3p$	2u	$^2S-^2P^0$	0.40	$\frac{1}{2}-1\frac{1}{2}$	312	0.27	
	$3s-3p$	1	$^2S-^2P^0$	0.96	$\frac{1}{2}-1\frac{1}{2}$	5804	0.64	
C V	$1s^2-1s 1p$		$^1S-^1P^0$	0.65	0-1	40	0.65	c [5]
N I	$2p^2 3s-2p^2 3p$	1	$^4P-^4D^0$	4.3	$2\frac{1}{2}-3\frac{1}{2}$	8680	1.7	c [1, 5]
		8	$^2P-^2P^0$	1.90	$1\frac{1}{2}-1\frac{1}{2}$	8629	1.07	
	$2p^2 3s-2p^2 4p$	6	$^4P-^4S^0$	0.025	$2\frac{1}{2}-1\frac{1}{2}$	4151	0.014	
N II	$2s^2 2p^2-2s 2p^3$	1u	$^3P-^3D^0$	1.5	2-3	1085	0.7	"
	$2p^3 s-2p^3 p$	3	$^3P^0-^3D$	4.1	2-3	5679	1.9	
		12	$^1P^0-^1D$	1.9	1-2	3995	1.9	
	$2p^3 p-2p^3 d$	19	$^3D-^3F^0$	9.5	3-4	5004	4.1	
N III	$2s^2 2p-2s 2p^2$	1u	$2P^0-^2D$	1.1	$1\frac{1}{2}-2\frac{1}{2}$	991	0.6	"
	$3s-3p$	1	$^2S-^2P^0$	1.5	$\frac{1}{2}-1\frac{1}{2}$	4097	0.97	
	$2s 2p^3 s-2s 2p^3 p$	3	$^4P^0-^4D$	4.3	$2\frac{1}{2}-3\frac{1}{2}$	4514	1.7	
N IV	$2s^2-2s 2p$	1u	$^1S-^1P^0$	0.7	0-1	765	0.7	"
	$2s^2-2s 3p$	2u	$^1S-^1P^0$	0.5	0-1	247	0.5	
	$2s 3s-2s 3p$	1	$^3S-^3P^0$	1.9	1-2	3479	1.06	
	$2s 3p-2s 3d$	3	$^1P^0-^1D$	0.94	1-2	4057	0.94	
N V	$2s-2p$	1u	$^2S-^2P^0$	0.47	$\frac{1}{2}-1\frac{1}{2}$	1238	0.31	"
	$2s-3p$	2u	$^2S-^2P^0$	0.47	$\frac{1}{2}-1\frac{1}{2}$	209	0.31	
	$3s-3p$	1	$^2S-^2P^0$	0.79	$\frac{1}{2}-1\frac{1}{2}$	4603	0.53	
N VI	$1s^2-1s 2p$		$^1S-^1P^0$	0.67	0-1	28	0.67	"
	$2p^4-2p^3 3s$	2u	$^3P-^3S^0$	0.3	2-1	1302	0.16	
O I		5u	$^3P-^3D^0$	0.5	2-3	988	0.24	c [1, 5]
	$2p^3 3s-2p^3 3p$	1	$^5S^0-^5P$	4.6	2-3	7771	2.1	
		4	$^3S^0-^3P$	2.7	1-2	8446	1.5	
	$2p^3 3s-2p^3 4p$	5	$^3S^0-^3P$	0.017	1-2	4368	0.010	
	$2p^3 3p-2p^3 4d$	10	$^5P-^5D^0$	1.00	3-4	6158	0.36	
O II	$2p^3-2p^2 3d$	3u	$^4S^0-^4P$	1.3	$1\frac{1}{2}-2\frac{1}{2}$	430	0.7	"
	$2s^2 2p^3-2s 2p^4$	1u	$^4S^0-^4P$	1.8	$1\frac{1}{2}-2\frac{1}{2}$	834	0.9	
	$2p^2 3s-2p^2 3p$	1	$^4P-^4D^0$	6.6	$2\frac{1}{2}-3\frac{1}{2}$	4649	2.6	
		3	$^4P-^4S^0$	1.5	$2\frac{1}{2}-1\frac{1}{2}$	3749	0.76	
	$2p^2 3p-2p^2 3d$	20	$^4P^0-^4D$	7.4	$2\frac{1}{2}-3\frac{1}{2}$	4119	3.0	
O III	$2s^2 2p^2-2s 2p^3$	1u	$^3P-^3D^0$	1.4	2-3	835	0.6	"
		2u	$^3P-^3P^0$	1.6	2-2	703	0.7	
	$2p^3 s-2p^3 p$	2	$^3P^0-^3D$	3.4	2-3	3759	1.6	
	$2p^3 p-2p^3 d$	14	$^3P-^3P^0$	3.4	2-3	3715	1.6	

Atom	Transition	Multiplet			Line			Notes
		No.	Desig.	<i>g.f.</i>	<i>J</i>	λ	<i>gf</i>	
						Å		
O IV	$2p-3d$	5u	$2P^0-2D$	3.0	$1\frac{1}{2}-2\frac{1}{2}$	238	1.7	c [1, 5]
	$2s^22p-2s2p^2$	1u	$2P^0-2D$	0.9	$1\frac{1}{2}-2\frac{1}{2}$	790	0.5	
	$2s2p3s-2s2p3p$	3	$4P^0-4D$	3.6	$2\frac{1}{2}-3\frac{1}{2}$	3385	1.5	
O V	$2s^2-2s2p$	1u	$1S-1P^0$	0.5	0-1	629	0.5	"
	$2s^2-2s3p$	2u	$1S-1P^0$	0.6	0-1	172	0.6	
	$2p3s-2p3p$	4	$3P^0-3D$	1.9	2-3	4123	0.9	
	$2p3p-2p3d$	11	$3S-3P^0$	0.60	1-2	4158	0.33	
O VI	$2s-2p$	1u	$2S-2P^0$	0.39	$\frac{1}{2}-1\frac{1}{2}$	1031	0.26	"
	$2s-3p$	2u	$2S-2P^0$	0.52	$\frac{1}{2}-1\frac{1}{2}$	150	0.35	
	$2s-3p$	1	$2S-2P^0$	0.67	$\frac{1}{2}-1\frac{1}{2}$	3811	0.45	
O VII	$1s^2-1s2p$		$1S-1P^0$	0.69	0-1	21	0.69	"
Ne I	$2p^53s-2p^53p$	1		4.0	$1\frac{1}{2}-2\frac{1}{2}$	6402	1.9	c [5]
Ne II	$2p^43s-2p^43p$	1	$4P-4P^0$	3.2	$2\frac{1}{2}-2\frac{1}{2}$	3694	1.2	"
Ne VI	$2p-3d$		$3P^0-2D$	3.2	$1\frac{1}{2}-2\frac{1}{2}$	122	1.9	"
Ne VII	$2s^2-2s2p$		$1S-1P^0$	0.6	0-1	465	0.6	"
Ne VIII	$2s-2p$		$2S-2P^0$	0.30	$\frac{1}{2}-1\frac{1}{2}$	770	0.20	"
Ne IX	$1s^2-1s2p$		$1S-1P^0$	0.72	0-1	13	0.72	"
Na I	$3s-3p$	1	$2S-2P^0$	1.96	$\frac{1}{2}-1\frac{1}{2}$	5889	1.31	c, m [1, 5]
	$3s-4p$	2	$2S-2P^0$	0.028	$\frac{1}{2}-1\frac{1}{2}$	3302	0.019	
	$3p-4s$	3	$2P^0-2S$	0.98	$1\frac{1}{2}-\frac{1}{2}$	11403	0.65	
	$3p-5s$	5	$2P^0-2S$	0.082	$1\frac{1}{2}-\frac{1}{2}$	6160	0.055	
	$3p-6s$	8	$2P^0-2S$	0.026	$1\frac{1}{2}-\frac{1}{2}$	5153	0.018	
	$3p-3d$	4	$2P^0-2D$	5.0	$1\frac{1}{2}-2\frac{1}{2}$	8194	3.0	
	$3p-4d$	6	$2P^0-2D$	0.63	$1\frac{1}{2}-2\frac{1}{2}$	5688	0.38	
	$3p-5d$	9	$2P^0-2D$	0.19	$1\frac{1}{2}-2\frac{1}{2}$	4982	0.11	
	Mg I	$3s^2-3s3p$	1u	$1S-1P^0$	1.6	0-1	2852	
		1	$1S-3P^0$	0.054	0-1	4571	0.054	
$3s3p-3s4s$		2	$3P^0-3S$	1.6	2-1	5183	0.9	
		6	$1P^0-1S$	0.6	1-0	11828	0.6	
$3s3p-3s5s$		4	$3P^0-3S$	0.15	2-1	3336	0.08	
$3s3p-3s3d$		3	$3P^0-3D$	5.6	2-3	3838	2.6	
		7	$1P^0-1D$	1.2	1-2	8806	1.2	
$3s3p-3s4d$		5	$3P^0-3D$	1.2	2-3	3096	0.56	
$3s3p-3p^2$	6u	$3P^0-3D$	5.5	2-2	2779	2.3		
Mg II	$3s-3p$	1u	$2S-2P^0$	1.9	$\frac{1}{2}-1\frac{1}{2}$	2795	1.25	"
	$3p-4s$	2u	$2P^0-2S$	0.83	$1\frac{1}{2}-\frac{1}{2}$	2936	0.55	
	$3p-3d$	3u	$2P^0-2D$	5.5	$1\frac{1}{2}-2\frac{1}{2}$	2797	3.3	
	$3d-4f$	4	$2D-2F^0$	9.5	$2\frac{1}{2}-3\frac{1}{2}$	4481	5.4	
	$4p-4d$	8	$2P^0-2D$	7.4	$1\frac{1}{2}-2\frac{1}{2}$	7896	4.4	
Mg IX	$2s^2-2s2p$		$1S-1P^0$	0.31	0-1	368	0.31	"
Mg X	$2s-2p$		$2S-2P^0$	0.25	$\frac{1}{2}-1\frac{1}{2}$	609	0.17	"
	$2s-3p$		$2S-2P^0$	0.64	$\frac{1}{2}-1\frac{1}{2}$	57	0.42	
Mg XI	$1s^2-1s2p$		$1S-1P^0$	0.74	0-1	9	0.74	"

Atom	Transition	Multiplet			Line			Notes
		No.	Desig.	g_{if}	J	λ	gf	
A								
Al I	3p-4s	1	$^2P^{\circ}_0-^2S$	0.69	$1\frac{1}{2}-\frac{1}{2}$	3961	0.46	c [1, 5]
	4s-5p	5	$^2S-^2P^{\circ}$	0.07	$\frac{1}{2}-1\frac{1}{2}$	6696	0.04	
	3p-3d	3	$^2P^{\circ}_0-^2D$	1.05	$1\frac{1}{2}-2\frac{1}{2}$	3092	0.63	
Al II	$3s^2-3s3p$	2u	$^1S-^1P^{\circ}$	1.8	0-1	1670	1.8	"
	$3s3p-3s4s$	4u	$^3P^{\circ}_0-^3S$	1.16	2-1	1862	0.64	
Al III	3s-3p	1u	$^2S-^2P^{\circ}$	1.75	$\frac{1}{2}-1\frac{1}{2}$	1854	1.17	"
	4s-4p	2	$^2S-^2P^{\circ}$	2.6	$\frac{1}{2}-1\frac{1}{2}$	5696	1.7	
Al X	$2s^2-2s2p$		$^1S-^1P^{\circ}$	0.29	0-1	332	0.29	"
Si I	$3p^2-3p4s$	1u	$^3P-^3P^{\circ}$	1.4	2-2	2516	0.6	c [1, 5]
		43u	$^1D-^1P^{\circ}$	0.7	2-1	2881	0.7	
		3	$^1S-^1P^{\circ}$	0.14	0-1	3905	0.14	
	$3p^2-3p3d$ $3p4s-3p4p$	3u	$^3P-^3D^{\circ}$	0.6	2-3	2216	0.3	
		4	$^3P^{\circ}_0-^3D$	5.5	2-3	12031	2.6	
		5	$^3P^{\circ}_0-^3P$	3.5	2-2	10827	1.5	
6	$^3P^{\circ}_0-^3S$	1.2	2-1	10585	0.7			
Si II	4s-4p	2	$^2S-^2P^{\circ}$	2.5	$\frac{1}{2}-1\frac{1}{2}$	6347	1.7	
	3d-4f	3	$^2D-^2F^{\circ}$	5.1	$2\frac{1}{2}-3\frac{1}{2}$	4130	2.9	
	$3s^23p-3s3p^2$ $3p-3d$ $3p-4s$ $3p-4d$	1u	$^2P^{\circ}_0-^2D$	0.04	$1\frac{1}{2}-2\frac{1}{2}$	1816	0.02	
		4u	$^2P^{\circ}_0-^2D$	7	$1\frac{1}{2}-2\frac{1}{2}$	1264	4	
		2u	$^2P^{\circ}_0-^2S$	0.8	$1\frac{1}{2}-\frac{1}{2}$	1533	0.5	
		6u	$^2P^{\circ}_0-^2D$	1.2	$1\frac{1}{2}-2\frac{1}{2}$	992	0.7	
Si III	$3s^2-3s3p$	2u	$^1S-^1P^{\circ}$	1.7	0-1	1206	1.7	
	$3s4s-3s4p$	2	$^3S-^3P^{\circ}$	3.5	1-2	4552	2.0	
		4	$^1S-^1P^{\circ}$	0.7	0-1	5739	0.7	
Si IV	3s-3p	1u	$^2S-^2P^{\circ}$	1.61	$\frac{1}{2}-1\frac{1}{2}$	1393	1.08	
	3s-4p	2u	$^2S-^2P^{\circ}$	0.07	$\frac{1}{2}-1\frac{1}{2}$	457	0.05	
	4s-4p	1	$^1S-^2P^{\circ}$	2.3	$\frac{1}{2}-1\frac{1}{2}$	4088	1.56	
Si XI	$2s^2-2s2p$		$^1S-^1P^{\circ}$	0.27	0-1	303	0.27	
Si XII	$2s-2p$		$^2S-^2P^{\circ}$	0.22	$\frac{1}{2}-1\frac{1}{2}$	499	0.15	
S I	$3p^24s-3p^24p$	1	$^5S^{\circ}_0-^5P$	5.5	2-3	9212	2.6	
S II	$3s^23p^3-3s3p^4$	1u	$^4S^{\circ}_0-^4P$	0.11	$1\frac{1}{2}-2\frac{1}{2}$	1259	0.05	
S IV	3p-4s	5u	$^2P^{\circ}_0-^2S$	0.5	$1\frac{1}{2}-\frac{1}{2}$	554	0.4	
S V	$3s^2-3s3p$	1u	$^1S-^1P^{\circ}$	1.46	0-1	786	1.46	
	$3s3p-3s3d$	3u	$^3P^{\circ}_0-^3D$	6.3	2-3	663	3.0	
K I	4s-4p	1	$^2S-^2P^{\circ}$	2.04	$\frac{1}{2}-1\frac{1}{2}$	7664	1.36	
	4s-5p	3	$^2S-^2P^{\circ}$	0.018	$\frac{1}{2}-1\frac{1}{2}$	4044	0.012	
Ca I	$4s^2-4s4p$	2	$^1S-^1P^{\circ}$	1.75	0-1	4226	1.75	c, m [1, 5]
		1	$^1S-^3P^{\circ}$	0.045	0-1	6572	0.045	
	4s4p-4s5s	3	$^3P^{\circ}_0-^3S$	1.12	2-1	6162	0.60	
	4s4p-4s6s	6	$^3P^{\circ}_0-^3S$	0.15	2-1	3973	0.08	
	4s4p-4s5d	4	$^3P^{\circ}_0-^3D$	3.2	2-3	4454	1.5	
	4s4p-4s5d	9	$^3P^{\circ}_0-^3D$	1.0	2-3	3644	0.45	
	4s4p-4s6d	11	$^3P^{\circ}_0-^3D$	0.5	2-3	3361	0.24	
	4s4p-4p ²	5	$^3P^{\circ}_0-^3P$	4.6	2-2	4302	1.9	
	3d4s-3d4p	21	$^3D-^3D^{\circ}$	4.5	3-3	5588	1.9	

Atom	Transition	Multiplet			Line			Notes
		No.	Desig.	$g_{t,f}$	J	λ	gf	
Å								
Ca II	4s-4p	1	$^2S-^2P^0$	2.1	$\frac{1}{2}-1\frac{1}{2}$	3933	1.38	
	3d-4p	2	$^2D-^2P^0$	0.72	$2\frac{1}{2}-1\frac{1}{2}$	8542	0.43	
	4s-5s	3	$^2P^0-^2S$	1.0	$1\frac{1}{2}-\frac{1}{2}$	3736	0.7	
	4p-4d	4	$^2P^0-^2D$	5.5	$1\frac{1}{2}-2\frac{1}{2}$	3179	3.3	
Sc I	3d ² 4s-3d ² 4p	12	$^4F-^4G^0$	7.8	$4\frac{1}{2}-5\frac{1}{2}$	5671	2.6	m [7]
		14	$^4F-^4D^0$	5.6	$4\frac{1}{2}-3\frac{1}{2}$	4743	1.9	
		15	$^2F-^2G^0$	3.8	$3\frac{1}{2}-4\frac{1}{2}$	5520	2.1	
	16	$^2F-^2F^0$	3.9	$3\frac{1}{2}-3\frac{1}{2}$	5481	2.2		
	3d4s ² -3d ² 4s4p	5	$^2D-^2F^0$	0.03	$2\frac{1}{2}-3\frac{1}{2}$	4779	0.02	
		6	$^2D-^2P^0$	0.3	$2\frac{1}{2}-1\frac{1}{2}$	4082	0.2	
Ti I	3d ³ 4s-3d ³ 4p	38	$^5F-^5G^0$	13	5-6	4981	4	m [9] adj
		42	$^5F-^5F^0$	10	5-5	4533	3	
		104	$^3F-^3G^0$	1.4	4-5	6258	0.4	
	145	$^5P-^5D^0$	5	3-4	4617	1.6		
	3d ² 4s ² -3d ² 4s4p	4	$^3F-^3F^0$	0.35	4-4	5210	0.14	
		6	$^3F-^3G^0$	0.18	4-5	4681	0.08	
		12	$^3F-^3F^0$	2.2	4-4	3998	0.8	
	3d ³ 4s-3d ² 4s4p	24	$^3F-^3G^0$	2.6	4-5	3371	1.2	
		110	$^3F-^3G^0$	3.7	4-5	5035	1.5	
	Ti II	3d ² 4s-3d ² 4p	1	$^4F-^4G^0$	5	$4\frac{1}{2}-5\frac{1}{2}$	3349	
2			$^4F-^4F^0$	5	$4\frac{1}{2}-4\frac{1}{2}$	3234	1.4	
3d ³ -3d ² 4p		7	$^4F-^4F^0$	2	$4\frac{1}{2}-4\frac{1}{2}$	3322	0.7	
		34	$^2G-^2G^0$	1.3	$4\frac{1}{2}-4\frac{1}{2}$	3900	0.7	
		41	$^4P-^4D^0$	0.9	$2\frac{1}{2}-3\frac{1}{2}$	4300	0.3	
		82	$^2H-^2G^0$	1.1	$5\frac{1}{2}-4\frac{1}{2}$	4549	0.6	
V I	3d ⁴ 4s-3d ⁴ 4p	21	$^6D-^6P^0$	1.9	$4\frac{1}{2}-3\frac{1}{2}$	4460	0.7	m [7] adj
		22	$^6D-^6F^0$	13	$4\frac{1}{2}-5\frac{1}{2}$	4379	4	
		27	$^6D-^6D^0$	9	$4\frac{1}{2}-4\frac{1}{2}$	4111	2.5	
	35	$^4D-^4F^0$	4	$3\frac{1}{2}-4\frac{1}{2}$	5727	1.0		
	88	$^4H-^4H^0$	6	$6\frac{1}{2}-6\frac{1}{2}$	4268	2		
	109	$^4F-^4G^0$	4	$4\frac{1}{2}-5\frac{1}{2}$	4545	1.3		
	3d ³ 4s ² -3d ³ 4s4p	4	$^4F-^4G^0$	0.6	$4\frac{1}{2}-5\frac{1}{2}$	4594	0.23	
		14	$^4F-^4G^0$	11	$4\frac{1}{2}-5\frac{1}{2}$	3185	3	
	3d ⁴ 4s-3d ³ 4s4p	29	$^6D-^6P^0$	4	$4\frac{1}{2}-3\frac{1}{2}$	3703	1.5	
	41	$^4D-^4F^0$	4	$3\frac{1}{2}-4\frac{1}{2}$	4090	1.9		
	3d ³ 4s4p-3d ³ 4s5s	125	$^6F^0-^6F$	2.5	$5\frac{1}{2}-5\frac{1}{2}$	5193	0.8	
	3d ³ 4s4p-3d ³ 4s4d	114	$^6G^0-^6H$	12	$6\frac{1}{2}-7\frac{1}{2}$	3695	3	
V II	3d ³ 4s-3d ³ 4p	1	$^5F-^5G^0$	10	5-6	3093	3	m [10] adj
		5	$^3F-^3D^0$	2.5	4-3	3556	1.0	
		25	$^5P-^5D^0$	0.16	3-4	4202	0.06	
Cr I	3d ⁵ 4s-3d ⁵ 4p	1	$^7S-^7P^0$	1.4	3-4	4254	0.6	m [7] adj
		7	$^5S-^5P^0$	2.6	2-3	5208	1.2	
	38	$^5G-^5H^0$	11	6-7	3963	3		
	3d ⁴ 4s ² -3d ⁴ 4s4p	22	$^5D-^5F^0$	1.3	4-5	4351	0.4	
		4	$^7S-^7P^0$	4	3-4	3578	1.7	
43	$^5G-^5G^0$	10	6-6	3743	3			
Mn I	3d ⁶ 4s-3d ⁶ 4p	5	$^6D-^6D^0$	7	$4\frac{1}{2}-4\frac{1}{2}$	4041	2.3	m [7] adj [22]
		6	$^6D-^6F^0$	6	$4\frac{1}{2}-5\frac{1}{2}$	3806	2	
	3d ⁵ 4s ² -3d ⁵ 4s4p	2	$^6S-^6P^0$	0.7	$2\frac{1}{2}-3\frac{1}{2}$	4030	0.35	
		1u	$^6S-^6P^0$	5	$2\frac{1}{2}-3\frac{1}{2}$	2794	2.4	
	3d ⁵ 4s4p-3d ⁵ 4s4d	18	$^8P^0-^8D$	12	$4\frac{1}{2}-5\frac{1}{2}$	3569	4	

Atom	Transition	Multiplet			Line			Notes
		No.	Desig.	$g_{t,f}$	J	λ	gf	
A								
Fe I	$3d^7 4s-3d^7 4p$	20	$^5F-^5D^0$	3.7	5-4	3820	1.4	m [7, 8, 11] adj
		23	$^5F-^5G^0$	3.2	5-6	3581	1.2	
		41	$^3F-^5G^0$	4.6	4-5	4383	2.3	
		42	$^3F-^3G^0$	4.2	4-5	4271	0.9	
		43	$^3F-^3F^0$	5.0	4-4	4045	1.9	
	$3d^6 4s^2-3d^6 4s 4p$	45	$^3F-^3D^0$	3.5	4-3	3815	1.1	[11, 21]
		4	$^5D-^5D^0$	0.7	4-4	3859	0.21	
	$3d^7 4s-3d^8 4s 4p$	5	$^5D-^5F^0$	1.1	4-5	3719	0.35	[11, 21]
		2	$^5D-^7F^0$	0.010	4-5	4375	0.003	
	$3d^7 4s-3d^8 4s 4p$	15	$^5F-^5D^0$	0.018	5-4	5269	0.07	[11, 21]
68		$^5P-^5D^0$	0.9	3-4	4528	0.2		
152		$^7D^0-^7D$	4	5-5	4260	1.2		
Fe II	$3d^8 4s-3d^6 4p$	27	$^4P-^4D^0$	0.10	$2\frac{1}{2}-3\frac{1}{2}$	4233	0.04	[10]
		38	$^4F-^4D^0$	0.16	$4\frac{1}{2}-3\frac{1}{2}$	4583	0.06	
Co I	$3d^8 4s-3d^8 4p$	22	$^4F-^4G^0$	7	$4\frac{1}{2}-5\frac{1}{2}$	3453	3.0	[7] adj
		23	$^4F-^4F^0$	6	$4\frac{1}{2}-4\frac{1}{2}$	3405	2.0	
		35	$^2F-^2F^0$	3.6	$3\frac{1}{2}-3\frac{1}{2}$	3569	2.1	
	$3d^7 4s^2-3d^7 4s 4p$	5	$^4F-^4G^0$	0.7	$4\frac{1}{2}-5\frac{1}{2}$	3465	0.4	[7] adj
		28	$^2F-^2G^0$	1.2	$3\frac{1}{2}-4\frac{1}{2}$	4121	0.5	
	$3d^8 4s-3d^7 4s 4p$	62	$^4P-^4P^0$	0.6	$2\frac{1}{2}-2\frac{1}{2}$	3732	0.2	[7] adj
		158	$^6G^0-^8F$	4	$6\frac{1}{2}-5\frac{1}{2}$	4867	1.0	
Ni I	$3d^9 4s-3d^9 4p$	19	$^3D-^3F^0$	2.9	3-4	3414	0.8	[7] adj [14]
		35	$^1D-^1F^0$	1.4	2-3	3619	1.4	
	$3d^8 4s^2-3d^8 4s 4p$	7	$^3F-^3G^0$	0.35	4-5	3232	0.16	[7] adj [14]
		78	$^3P-^3D^0$	1.0	2-3	3181	0.6	
	$3d^9 4s-3d^8 4s 4p$	25	$^3D-^3F^0$	4	3-4	3050	1.0	[7] adj [14]
		111	$^5F^0-^5F$	2	5-5	5017	0.6	
	$3d^8 4s 4p-3d^8 4s 5s$	106	$^5G^0-^5H$	16	6-7	3374	5	[7] adj [14]
		123	$^5F^0-^5F$	7	5-5	3516	2	
	$3d^8 4s 4p-3d^8 4s 4d$	130	$^3P^0-^3P$	1.2	2-2	4855		[7] adj [14]
		143	$^3F^0-^3G$	4	4-5	5080	1.8	
		162	$^3D^0-^3F$	2	3-4	5084	0.7	
194		$^1F^0-^1G$	2	3-4	5081	2		
Cu I	$4s-4p$ $3d^9 4s^2-3d^{10} 4p$ $4p-4d$	1	$^2S-^2P^0$	0.7	$\frac{1}{2}-1\frac{1}{2}$	3247	0.45	[13] [12]
		2	$^2D-^2P^0$	0.009	$2\frac{1}{2}-1\frac{1}{2}$	5105	0.006	
		7	$^2P^0-^2D$	0.55	$1\frac{1}{2}-2\frac{1}{2}$	5218	0.3	
Zn I	$4s 4p-4s 5s$ $4s 4p-4s 4d$	2	$^3P^0-^3S$	1.1	2-1	4810	0.6	[1, 15]
		6	$^1P^0-^1D$	1.1	1-2	6362	1.1	
Sr I	$5s^2-5s 5p$ $5s 5p-5s 6s$	2	$^1S-^1P^0$	1.7	0-1	4607	1.7	[1, 16]
		3	$^3P^0-^3S$	1.6	2-1	7070	0.9	
Sr II	$5s-5p$ $4d-5p$ $5p-6s$	1	$^2S-^2P^0$	2.0	$\frac{1}{2}-1\frac{1}{2}$	4077	1.3	[1, 16]
		2	$^2D-^2P^0$	0.8	$2\frac{1}{2}-1\frac{1}{2}$	10327	0.5	
		3	$^2P^0-^2S$	1.0	$1\frac{1}{2}-\frac{1}{2}$	4305	0.7	
Ba I	$6s^2-6s 6p$	2	$^1S-^1P^0$	1.6	0-1	5535	1.6	[16, 17, 18]
Ba II	$6s-6p$ $5d-6p$ $6p-6d$	1	$^2S-^2P^0$	2.2	$\frac{1}{2}-1\frac{1}{2}$	4554	1.50	[16, 17]
		2	$^2D-^2P^0$	1.2	$2\frac{1}{2}-1\frac{1}{2}$	6141	0.7	
		4	$^2P^0-^2D$	6	$1\frac{1}{2}-2\frac{1}{2}$	4130	4.0	

Atom	Transition	Multiplet			Line			Notes
		No.	Desig.	g,f	J	λ	gf	
Hg I	6s ² -6s6p		¹ S- ¹ P ^o	1.5	0-1	1849	1.5	[1, 15, 16]
			¹ S- ³ P ^o	0.03	0-1	2536	0.03	
	6s6p-6s7s	1	³ P ^o - ³ S	0.9	2-1	5460	0.45	
		4	¹ P ^o - ¹ D	2	1-2	5790	2	
Pb I	6p-7s	1	³ P ^o - ³ P ^o	0.26	2-1	4057	0.14	[15]

- [1] *A.Q.* **1**, § 29; **2**, § 28.
[2] C. E. Moore, *Multiplet Table*, Revised, Princeton, 1945.
[3] C. E. Moore, *Ultra-violet Multiplet Table*, N.B.S. Circ., No. 488, 1950, 1952.
[4] L. C. Green, Rush, Chandler, *Ap. J. Supp.*, **3**, 37, 1957.
[5] W. L. Wiese, Smith, Glennon, *Atomic Transition Probabilities*, H \leftarrow Ne, NSRDS-NBS 4, 1966.
[6] W. L. Wiese, Smith, Miles, *Atomic Transition Probabilities*, Na \leftarrow Ce, NSRDS-NBS 22, 1969.
[7] C. W. Allen, *M.N.*, **121**, 299, 1960; **152**, 295, 1971.
[8] C. H. Corliss and B. Warner, *Ap. J., Supp.*, **8**, No. 83, 395, 1964; *J. Res. N.B.S.*, 70A, 325, 1966.
[9] J. B. Tatum, *Comm. U. Lond. Obs.*, No. 41, 1961.
[10] B. Warner, *Mem. R.A.S.*, **70**, 165, 1967.
[11] T. Garz and M. Kock, *Astron. Ap.*, **2**, 274, 1969.
[12] L. Goldberg, Müller, Aller, *Ap. J. Supp.*, **5**, 1, 1960.
[13] G. D. Bell and E. F. Tubbs, *Ap. J.*, **159**, 1093, 1970.
[14] C. H. Corliss, *J. Res. N.B.S.*, **69A**, 87, 1965.
[15] D. L. Lambert, Mallia, Warner, *M.N.*, **142**, 71, 1969.
[16] N. P. Penkin, *J.Q.S.R.T.*, **4**, 41, 1964.
[17] B. M. Miles and W. L. Wiese, *N.B.S. Tech. Note* 474, 1969.
[18] H. Friedrich and E. Treffitz, *J.Q.S.R.T.*, **9**, 333, 1969.
[19] G. M. Lawrence, Link, King, *Ap. J.*, **141**, 293, 1965.
[20] H. Friedrich and E. Treffitz, Circulated report, 1970.
[21] J. M. Bridges and W. L. Wiese, *Ap. J.*, **161**, L71, 1970.
[22] D. E. Blackwell and B. S. Collins, *M.N.*, **157**, 255, 1972.

§ 30. Forbidden Line Transition Probabilities

The unit used to express the intensities of forbidden spectrum lines is the transition probability A . From § 26 it can be seen that the line intensity would normally be proportional to $g_2 A_{21}$ where subscript 2 represents the upper level (which appears on the right of the column). Normally $g_2 = 2J_2 + 1$, but for the 21.1 cm line of H I we have $g_2 = 1\frac{1}{2}$, $g_1 = \frac{1}{2}$ on the weighting system adopted.

The lines tabulated are forbidden in the sense that they disobey the parity rule, hence the transitions involve no change in parity. Both magnetic dipole (m) and electric quadrupole (e) radiations are possible in many cases. The dominant radiation is indicated.

Forbidden lines

Atom	Array	Designation		<i>J</i>	λ	<i>A</i>	m or e
		lower	upper				
H I	1s	2S	$\frac{1}{2}$	$\overset{\text{Å}}{21.1 \text{ cm}}$	$2.87 \times 10^{-15} \text{ s}^{-1}$	m	
C I	2p ²	1D-1S	2-0	8727	0.6	e	
N I	2p ³	4S ^o -2D ^o	$1\frac{1}{2}-1\frac{1}{2}$	5198	1.6×10^{-5}	m	
		4S ^o -2D ^o	$1\frac{1}{2}-2\frac{1}{2}$	5200	7.0×10^{-6}	e	
N II	2p ²	1D-1S	2-0	5754	1.1	e	
		3P-1D	1-2	6548	0.0010	m	
		3P-1D	2-2	6583	0.0030	m	
O I	2p ⁴	1D-1S	2-0	5577	1.34	e	
		3P-1D	2-2	6300	0.0051	m	
		3P-1D	1-2	6363	0.0017	m	
		3P-1S	1-0	2972	0.07	m	
O II	2p ³	4S ^o -2D ^o	$1\frac{1}{2}-2\frac{1}{2}$	3728	4.8×10^{-5}	e	
		4S ^o -2D ^o	$1\frac{1}{2}-1\frac{1}{2}$	3726	1.7×10^{-4}	m	
		2D ^o -2P ^o	$2\frac{1}{2}-1\frac{1}{2}$	7319	0.11	e	
		2D ^o -2P ^o	$1\frac{1}{2}-\frac{1}{2}$	7329	0.10	e	
O III	2p ²	1D-1S	2-0	4363	1.6	e	
		3P-1D	1-2	4958	0.007	m	
		3D-1D	2-2	5006	0.021	m	
F IV	2p ²	3P-1D	2-2	4059	0.10	m	
Ne III	2p ⁴	3P-1D	2-2	3868	0.17	m	
		3P-1D	1-2	3967	0.052	m	
		1D-1S	2-0	3342	2.8	e	
Ne IV	2p ³	2D ^o -2P ^o	$2\frac{1}{2}-1\frac{1}{2}$	4714	0.40	e	
		2D ^o -2P ^o	$2\frac{1}{2}-\frac{1}{2}$	4715	0.11	e	
		2D ^o -2P ^o	$1\frac{1}{2}-1\frac{1}{2}$	4724	0.44	e	
		2D ^o -2P ^o	$1\frac{1}{2}-\frac{1}{2}$	4726	0.44	e	
Ne V	2p ²	3P-1D	2-2	3425	0.38	m	
		3P-1D	1-2	3345	0.14	m	
S I	3p ⁴	1D-1S	2-0	7725	1.8	e	
S II	3p ³	4S ^o -2P ^o	$1\frac{1}{2}-1\frac{1}{2}$	4068	0.34	m	
		4S ^o -2P ^o	$1\frac{1}{2}-\frac{1}{2}$	4076	0.13	m	
		4S ^o -2D ^o	$1\frac{1}{2}-2\frac{1}{2}$	6716	0.0005	e	
		4S ^o -2D ^o	$1\frac{1}{2}-1\frac{1}{2}$	6730	0.0043	e	
S III	3p ²	1D-1S	2-0	6312	2.5	e	
		3P-1D	1-2	9069	0.025	m	
Cl III	3p ³	4S ^o -2D ^o	$1\frac{1}{2}-1\frac{1}{2}$	5537	0.007	m	

Atom	Array	Designation		J	λ	A	m or e
		lower	upper				
Cl IV	$3p^2$	$^1D-^1S$		2-0	5322	s^{-1} 3.2	e
		$^3P-^1D$		2-2	8045	0.20	m
Ar III	$3p^4$	$^1D-^1S$		2-0	5191	6	e
		$^3P-^1D$		2-2	7135	0.3	m
Ar V	$3p^2$	$^3P-^1D$		1-2	6435	0.25	m
		$^1D-^1S$		2-0	4625	4	e
Ar X	$2p^5$	$^2P^0-^2P^0$		$1\frac{1}{2}-\frac{1}{2}$	5534	106	m
Ar XIV	$2p$	$^2P^0-^2P^0$		$\frac{1}{2}-1\frac{1}{2}$	4359	104	m
K IV	$3p^4$	$^1D-^1S$		2-0	4511	4	e
		$^3P-^1D$		2-2	6101	0.84	m
Ca V	$3p^4$	$^3P-^1D$		2-2	5309	1.9	m
Ca XII	$2p^5$	$^2P^0-^2P^0$		$1\frac{1}{2}-\frac{1}{2}$	3329	484	m
Ca XIII	$2p^4$	$^3P-^3P$		2-1	4086	320	m
Ca XV	$2p^2$	$^3P-^3P$		1-2	5445	78	m
		$^3P-^3P$		0-1	5694	95	m
Fe II	$3d^64s$	$^6D-^4P$		$3\frac{1}{2}-2\frac{1}{2}$	4889	0.36	m
		$^6D-^4F$		$4\frac{1}{2}-4\frac{1}{2}$	4416	0.46	m
	$3d^64s-3d^54s^2$	$^6D-^6S$		$4\frac{1}{2}-2\frac{1}{2}$	4287	1.1	e
		$^6D-^6S$		$3\frac{1}{2}-2\frac{1}{2}$	4359	0.83	e
	$3d^7$	$^4F-^2D$		$3\frac{1}{2}-2\frac{1}{2}$	5527	0.27	m
Fe III	$3d^6$	$^5D-^3F$		4-4	4658	0.44	m
		$^5D-^3P$		3-2	5270	0.40	m
Fe IV	$3d^5$	$^4G-^4F$		$5\frac{1}{2}-4\frac{1}{2}$	4906	0.32	
Fe V	$3d^4$	$^5D-^3F$		4-4	3891	0.74	m
		$^5D-^3P$		3-2	3896	0.71	m
Fe VI	$3d^3$	$^4F-^4P$		$4\frac{1}{2}-2\frac{1}{2}$	5677	0.05	
		$^4F-^2G$		$4\frac{1}{2}-4\frac{1}{2}$	5176	0.56	
Fe VII	$3d^2$	$^3F-^3P$		4-2	5276	0.06	
		$^3F-^1D$		2-2	5721	0.30	
Fe X	$3p^5$	$^2P^0-^2P^0$		$1\frac{1}{2}-\frac{1}{2}$	6374	69	m
Fe XI	$3p^4$	$^3P-^1D$		1-2	3987	9.5	m
		$^3P-^3P$		2-1	7891	43	m
Fe XIII	$3p^2$	$^3P-^3P$		0-1	10747	14	m
		$^3P-^3P$		1-2	10798	9.6	m
		$^3P-^1D$		2-2	3387	90	m

Atom	Array	Designation		J	λ	A	m or e
		lower	upper				
Fe XIV	3p	$2P^0$	$2P^0$	$\frac{1}{2}-1\frac{1}{2}$	5303	60	m
Fe XV	3s3p	$3P^0$	$3P^0$	1-2	7060	38	m
Ni II	3d ⁹ -2d ⁸ 4s	$2D$	$2F$	$2\frac{1}{2}-2\frac{1}{2}$	6667	0.062	
		$2D$	$2D$	$2\frac{1}{2}-2\frac{1}{2}$	4326	1.4	
Ni III	3d ⁸	$3F$	$3P$	3-1	6402	0.038	
Ni XII	3p ⁵	$2P^0$	$2P^0$	$1\frac{1}{2}-\frac{1}{2}$	4231	237	m
Ni XIII	3p ⁴	$3P$	$1D$	1-2	3643	17	m
		$3P$	$3P$	2-1	5116	156	m
Ni XV	3p ²	$3P$	$3P$	0-1	6701	56	m
		$3P$	$3P$	1-2	8024	22	m
Ni XVI	3p	$2P^0$	$2P^0$	$\frac{1}{2}-1\frac{1}{2}$	3601	191	

[1] *A.Q.* **1**, § 29; **2**, § 29.

[2] W. L. Wiese, Smith, Glennon, Miles, *Atomic Transition Probabilities*, **1**, H \leftarrow Ne, **2**, Na \leftarrow Ca, *NSRDS-NBS* **4**, **22**, 1966, 1969.

[3] R. H. Garstang, *Planetary Nebulae, IAU Symp.*, **34**, 143, 1968.

[4] R. H. Garstang, *Les transitions interdites dans le spectres des astres, Colloq. Liège*, **35**, 1969.

[5] T. K. Krueger and S. J. Czyzak, *Mem. R.A.S.*, **69**, 145, 1965; *M.N.*, **144**, 1194, 1966.

§ 31. Band Oscillator Strengths

In the spectra of diatomic molecules the strengths S_{12} (of § 26) are replaced by electronic, vibrational, and rotational factors. We have for a particular line in a band

$$(2J' + 1)f_{em} = (2J'' + 1)f_{abs} = \frac{8\pi^2 m \nu}{3\hbar e^2} \times |R_e|^2 \times |R_{v'v''}|^2 \times \sum_{M'M''} |R_{rot}|^2,$$

and the numerical relations are similar to § 26. Single primes (') denote upper levels, and double primes (") denote lower levels.

Quantum numbers and notation:

S = electron spin, $(2S + 1)$ is given as a pre-superscript

Λ = component of electron orbital angular momentum along axis, symbolized by Σ , Π , Δ , . . .

v = vibrational number

M = magnetic number

Ω = electronic number = $|\Lambda + \text{component of } S \text{ along axis}|$ for Hund coupling case (a),

N = total angular momentum apart from spin = vector sum of Λ and the rotation R for Hund coupling case (b)

R represents nuclear rotation

- J = total angular momentum
 = vector sum of Ω and R in case (a)
 = vector sum of S and N in case (b)

The rotational factors $|R_{\text{rot}}|^2$ are governed by the sum rules

$$\sum_{J'} \sum_{M'M''} |R_{\text{rot}}|^2 = 2J'' + 1; \quad \sum_{J''} \sum_{M'M''} |R_{\text{rot}}|^2 = 2J' + 1.$$

Here the $\sum_{M'M''}$ summation is over magnetic states not normally resolved. The sum-rule does not give complete evaluation of $|R_{\text{rot}}|^2$, but in simple cases it leads to the approximation for P and R branches

$$\sum_{M'M''} |R_{\text{rot}}|^2 \simeq \frac{1}{2}(2J'' + 1)$$

Complete formulae are known in some cases [2] pp. 127, 208, 250, 258, 265; and Hönl-London factors may be used [3]. In the Hund case (b) the number N can play a role similar to J .

$$f = f_{\text{abs}}$$

Molecule	Band		λ	f	Notes
			Å		
C ₂	$A \ ^3\Pi_g - X \ ^3\Pi_u$	Swan	4700 \leftrightarrow 5600	0.031	[1, 6, 8]
	$c \ ^1\Pi_g - b \ ^1\Pi_u$	Delandres- d'Azambuja	3600 \leftrightarrow 4100	0.06	[1]
N ₂	$C \ ^3\Pi_u - B \ ^3\Pi_g$	2nd positive	3370 \leftrightarrow 4000	0.05	[1, 9, 10]
N ₂ ⁺	$B \ ^2\Sigma_u^+ - X \ ^2\Sigma_g^+$	1st negative	3700 \leftrightarrow 4600	0.36	[1, 9, 10]
O ₂	$B \ \Sigma_u^- - X \ ^3\Sigma_g^-$	Schumann- Runge	1790 \leftrightarrow 1880	0.21	[1]
CH	$A \ ^2\Delta - X \ ^2\Pi$		4314	0.006	[1, 10]
	$C \ ^2\Sigma^+ - X \ ^2\Pi$		3200	0.008	[1]
CN	$B \ ^2\Sigma^+ - X \ ^2\Sigma^+$	violet	3850 \leftrightarrow 4216	0.022	[1, 5, 9]
	$A \ ^2\Pi - X \ ^2\Sigma$	red	5800 \leftrightarrow 9200	0.006	[9]
OH	$A \ ^2\Sigma^+ - X \ ^2\Pi_1'$		2800 \leftrightarrow 3100	0.003	[1, 7]
CO ⁺	$A \ ^2\Pi - X \ ^2\Sigma$	comet-tail	3780 \leftrightarrow 4560	0.002	[1, 9, 10]
H ₂	$B \ ^1\Sigma_u^+ - X \ ^1\Sigma_g^+$	Lyman	1100	0.2	[1]
	$C \ ^1\Pi_u - X \ ^1\Sigma_g^+$	Werner	1000	0.4	
NO	$A \ ^2\Sigma^+ - X \ ^2\Pi$	γ band	2360 \leftrightarrow 2720	0.0022	[1, 9]
NH	$A \ ^3\Pi - X \ ^3\Sigma^-$		3360	0.003	[1, 10]

The vibrational factors $|R_{v'v''}|^2$ are usually defined by the 'overlap' integrals (Franck-Condon factors)

$$R_{v'v''} = \int \Psi_{v'}^* \Psi_{v''} dr$$

which obey the sum-rule

$$\sum_{v'} |R_{v'v''}|^2 = \sum_{v''} |R_{v'v''}|^2 = 1$$

The absolute oscillator strengths of bands are usually expressed by the f -value for the electronic band; thus

$$f = f_{\text{abs}} = \frac{8\pi^2 m \nu}{3 h e^2} |R_e|^2$$

- [1] *A.Q.* 2, § 30.
 [2] G. Herzberg, *Spectra of Diatomic Molecules*, 2nd ed., van Nostrand, 1950.
 [3] J. B. Tatum, *Ap. J. Supp.*, 14, No. 124, 21, 1967.
 [4] R. W. B. Pearse and A. G. Gaydon, *The Identification of Molecular Spectra*, Chapman and Hall, 1950.
 [5] V. H. Reis, *J.Q.S.R.T.*, 5, 585, 1965.
 [6] A. R. Fairbairn, *J.Q.S.R.T.*, 6, 325, 1966.
 [7] R. Watson, *J.Q.S.R.T.*, 4, 1, 1964.
 [8] J. O. Arnold, *J.Q.S.R.T.*, 8, 1781, 1968.
 [9] A. Schadee, *J.Q.S.R.T.*, 7, 169, 1967.
 [10] R. W. Nicholls and A. L. Stewart, *Atomic and Molecular Processes*, ed. Bates, Academic Press, 1962.

§ 32. Wavelength Standards

Standard of spectral wavelength are expressed in angstroms (Å) or International Angstroms (i.Å.) (both = 10^{-8} cm). It is normal to use vacuum wavelengths (λ_{vac}) for $\lambda < 2000$ Å, and dry air at 15°C, 760 mmHg wavelengths (λ_{air}) for $\lambda > 2000$ Å. However vacuum wavelengths are sometimes quoted throughout the spectrum and the primary standard ^{86}Kr line is expressed in this form.

Wavelength of the standard line ^{86}Kr ($2p_{10} - 5d_5$) [2]

$$\lambda_{\text{vac}} = 6057.802105 \quad \text{The primary standard}$$

$$\lambda_{\text{air}} = 6056.12525$$

$$1 \text{ m} = 1\,650\,763.73 \lambda_{\text{vac}}$$

Other ^{86}Kr lines [2, 3]

λ_{vac} in Å	4377.3502	5651.1286
	4455.1666	6013.8196
	4464.9416	6422.8006
	4503.6162	6458.0720

Lines of ^{198}Hg [2, 3]

λ_{vac} in Å	4047.7144	5771.1983
	4359.5624	5792.2683
	5462.2705	
λ_{air} (green line)	5460.7531	

Lines of Cd [1, 3]

λ_{vac}	4801.2521	5087.2379	6440.2480
λ_{air}	4799.9139	5085.8230	6438.4696

Conversion from air to vacuum

$$\lambda_{\text{vac}} = n \lambda_{\text{air}}$$

where n is refractive index of dry air at 15 °C and 760 mmHg.

$$\text{Wavelength conversion} = \lambda_{\text{vac}} - \lambda_{\text{air}} = (n-1) \lambda_{\text{air}} [1]$$

λ_{air}	000	100	200	300	400	500	600	700	800	900
Å	Å	Å	Å	Å	Å	Å	Å	Å	Å	Å
2000	0.648	0.667	0.687	0.708	0.731	0.754	0.777	0.801	0.825	0.850
3000	0.875	0.900	0.925	0.950	0.976	1.001	1.027	1.053	1.079	1.105
4000	1.131	1.157	1.183	1.210	1.236	1.262	1.289	1.315	1.342	1.368
5000	1.395	1.421	1.448	1.475	1.501	1.528	1.555	1.581	1.608	1.635
6000	1.662	1.689	1.715	1.742	1.769	1.796	1.823	1.850	1.877	1.904
7000	1.931	1.957	1.984	2.011	2.038	2.065	2.092	2.119	2.146	2.173
8000	2.200	2.227	2.254	2.281	2.308	2.335	2.362	2.389	2.417	2.444
9000	2.471	2.498	2.525	2.552	2.579	2.606	2.633	2.660	2.687	2.714
10000	2.741	2.769	2.796	2.823	2.850	2.877	2.904	2.931	2.958	2.985
λ	0000	1000	2000	3000	4000	5000	6000	7000	8000	9000
Å	Å	Å	Å	Å	Å	Å	Å	Å	Å	Å
10000	2.741	3.012	3.284	3.556	3.827	4.099	4.371	4.643	4.915	5.188
20000	5.460	5.732	6.004	6.276	6.549	6.821	7.094	7.366	7.638	7.911
30000	8.183	8.455	8.728	9.000	9.273	9.545	9.818	10.090	10.363	10.635
40000	10.908	11.180	11.453	11.725	11.998	12.270	12.543	12.815	13.088	13.360
50000	13.633	13.906	14.178	14.451	14.723	14.996	15.268	15.540	15.813	16.086

Tables are available [4, 5] for direct conversion of λ_{air} in Å to wave-number ($= 1/\lambda_{\text{vac}}$).
The wave-number unit is the kayser ($= \text{cm}^{-1}$).

[1] *A.Q.* 1, § 30; 2, § 31.

[2] *Trans I.A.U.*, 11, 97, 1962.

[3] *Int. Cmte. Wt. Meas., J. Opt. Soc. Am.*, 53, 401, 1963.

[4] *Table of Wavenumbers*, NBS Mon. 3, 1960.

[5] H. Kayser, *Tabelle der Schwingungszahlen*, Leipzig, 1925.

§ 33. Stark Effect

The Stark effect displacements are quoted in wave-number units for an electric field of 100 kV/cm. Only the stronger Stark components are quoted. The lines are selected on astrophysical interest, and in the case of Fe the lines quoted are those with the largest Stark displacements [2]. + \equiv displaced toward violet.

When the displacement is proportional to the electric field (near 100 kV/cm) the line is type I (linear), and when proportional to the square of the field it is q (quadratic). For π polarization the electric vector of the radiation is parallel to the electric field, and for σ it is normal to the field. When polarizations are not separated or unknown the values are placed in the centre of the column.

Average microscopic (Holtmark) electric field [3]

$$\begin{aligned} F_0 &= 46.8(P_e/T)^{2/3} \text{ ESU} \\ &= 2.61eN_e^{2/3} = 1.25 \times 10^{-9} N_e^{2/3} \text{ ESU} \\ &= 3.75 \times 10^{-7} N_e^{2/3} \text{ volt/cm} \end{aligned}$$

where the electron and ion pressures and densities are P_e and N_e in CGS units.

Stark effect

Atom	λ	Designation	Type	Displacement for 100 kV/cm	
				π	σ
	\AA			cm^{-1}	cm^{-1}
H I	1216	$L\alpha$	l	± 12.8	0
	1026	$L\beta$	l	± 38.5	± 19.3
	973	$L\gamma$	l	± 77	± 51.4
	6563	$H\alpha$	l	$\pm 25.7, 19.2$	$\pm 6.4, 0$
	4861	$H\beta$	l	$\pm 64, 51.4$	$\pm 38.5, 25.7$
	4340	$H\gamma$	l	$\pm 116, 96$	$\pm 83, 64, 0$
	4100	$H\delta$	l	$\pm 181, 154$	$\pm 141, 116, 64, 39$
	He I	3889	$2^3S-3^3P^0$	q?	-0.8
5016		$2^1S-3^1P^0$	q	+5	+3
3188		$2^3S-4^3P^0$	q	-6.0	
3965		$2^1S-4^1P^0$	q?	+38	+30
7065		$2^3P^0-3^3S$	q?	-0.3	-0.3
4713		$2^3P^0-4^3S$	q	-2.8	-2.8
5048		$2^1P^0-4^1S$	q	-5.2	-5.2
5876		$2^3P^0-3^3D$	q?	+0.8	+0.7
6678		$2^1P^0-3^1D$	q	-3.4, -2.9	-3.4, -2.9
4471		$2^3P^0-4^3D$	l	-23	-23
4922		$2^1P^0-4^1D$	l	-41	-41, -23
Li I		4603	$2^2S-2^2P^0$	q	-24
	Na I	5896	$3^2S-3^2P^0_{1/2}$	q	-0.008
5890		$3^2S-3^2P^0_{3/2}$	q	-0.011	-0.011, -0.004
Mg I	5184	$3^3P_2-4^3S$	q?	-0.05	-0.05
	5173	$3^3P_1-4^3S$	q?	-0.05	-0.05
	3838	$3^3P_2-3^3D$	q	+1.8	+2.5
	5528	3^1P-4^1D	q	-1.3	—
	4703	3^1P-5^1D	q	-4.3	—
	4352	3^1P-6^1D	q	-11.3	—
K I	4040	$4^2S-5^2P_{1/2}$	q	-0.37	
	4044	$4^2S-5^2P_{3/2}$	q	-0.41, -0.21	
Ca I	4226	4^1S-4^1P	q	-0.002	
Fe I	5065	$y^5F^0_3-e^3G_4$	q	+2.14	+1.77
	5079	$a^5P_2-y^5P^0_1$	q	+1.67	+2.18
	[2] 5134	$y^5F^0_5-f^5G_6$	q	+3.14	+2.90
	5162	$y^5F^0_5-g^5F_5$	q	-8.8	-6.15
	5367	$z^5G^0_3-e^5H_4$	q	+1.91	+1.17
	5424	$z^5G^0_6-e^5H_7$	q	+1.70	+1.27
	5455	$z^5G^0_6-f^5G_6$	q	+3.00	+2.86
Sr I	4607	$5^1S-5^1P^0$	q	-0.008	+0.0025

Merging of Balmer lines due to line broadening (Inglis and Teller formula with constants from [7, 8])

$$\log N_e = 22.7 - 7.5 \log n_m$$

where N_e is the electron density in cm^{-3} , and n_m is the principal quantum number of the last resolved line.

Profiles of H lines

Hydrogen line profiles are associated with Holtsmark broadening which is proportional to $N_e^{2/3}$. Profiles $S(\alpha)$ of emission or absorption are given for the Balmer lines. The displacements from the line centre are

$$\Delta\lambda = \alpha F_0 \quad \text{\AA} = \alpha \times 1.25 \times 10^{-9} N_e^{2/3} \text{\AA}.$$

For each line $S(\alpha)$ is normalized by $\int S(\alpha) d\alpha = 1$. There are secondary but not negligible variations of $S(\alpha)$ depending on T and gross variations of N_e [4, 5, 6].

$S(\alpha)$ for Balmer lines

Line	α							
	0.00	0.01	0.02	0.05	0.10	0.2	0.5	1.0
H α	19	11	6	2.4	0.8	0.16	0.016	0.003
H β	1.8	3.3	5.1	4.6	1.7	0.35	0.03	0.005
H γ	4.5	3.9	3.1	2.4	1.8	0.6	0.08	0.014
H δ	1.6	1.9	2.0	2.1	1.6	0.8	0.12	0.022

[1] A.Q. 1, § 31; 2, § 32.

[2] S. F. Panter and J. S. Foster, *Proc. Roy. Soc.*, **162**, 336, 1937.

[3] A. Unsöld, *Phys. Sternatmosphären*, 2nd ed., p. 309, Springer, 1955.

[4] H. R. Griem, *Plasma Spectroscopy*, p. 447, McGraw-Hill, 1964.

[5] P. Kepple and H. R. Griem, *Phys. Rev.*, **173**, 317, 1968.

[6] C. R. Vidal, Cooper, Smith, *J.Q.S.R.T.*, **11**, 263, 1971.

[7] L. H. Aller, *Gaseous Nebulae*, p. 216, Chapman and Hall, 1956.

[8] L. N. Kurochka and L. B. Maslennikova, *Sol. Phys.*, **11**, 33, 1970.

§ 34. Line Broadening

The total width B of a spectrum line at half its maximum intensity (the whole $-\frac{1}{2}$ -width) may be obtained by combining the contributing factors, doppler, collision, instrumental, etc. For this purpose it is convenient to resolve each factor into, (i) a Gaussian term with half $-(1/e)$ -width g in the intensity expression $\exp(-x^2/g^2)$, and (ii) a Lorentz damping term with half $-\frac{1}{2}$ -width d in the expression $1/(1+x^2/d^2)$. The resolution can be made by selecting values d/b , d/g , etc. to fit the tabulated Voigt profiles [1, 2]. b is the whole $-\frac{1}{2}$ -width of the broadening factor.

Voigt profile parameters [1, 2]

d/b	$a = d/g$	g/b	g^2/b^2	p
0.00	0.000	0.601	0.361	1.064
0.05	0.088	0.568	0.322	1.108
0.10	0.188	0.533	0.284	1.154
0.15	0.302	0.497	0.247	1.201
0.20	0.435	0.459	0.210	1.251
0.25	0.599	0.417	0.174	1.302
0.30	0.807	0.372	0.138	1.354
0.35	1.086	0.322	0.104	1.408
0.40	1.53	0.262	0.069	1.462
0.45	2.41	0.187	0.035	1.517
0.48	4.1	0.117	0.014	1.548
0.50	∞	0.000	0.000	1.571

The method of combining components becomes

$$b \simeq (d^2 + 2.80g^2)^{1/2} + d \quad (\pm 0.8\%) \quad B \simeq (D^2 + 2.80G^2)^{1/2} + D$$

$$G = (g_1^2 + g_2^2 + \dots)^{1/2} \quad D = d_1 + d_2 + \dots$$

Area under intensity curve (of unit central intensity) = pB (or pb for components)

Voigt profile width in terms of whole - 1/2 - width

$\frac{d}{b}$	Ordinate in terms of central ordinate											
	0.9	0.8	0.7	0.6	0.5	0.4	0.3	0.2	0.1	0.05	0.02	0.01
0.00	0.39	0.57	0.72	0.86	1.00	1.15	1.32	1.52	1.82	2.08	2.38	2.58
0.05	0.39	0.56	0.71	0.86	1.00	1.15	1.33	1.54	1.87	2.19	2.64	3.11
0.10	0.39	0.56	0.71	0.85	1.00	1.16	1.34	1.57	1.94	2.33	3.08	4.05
0.15	0.38	0.56	0.71	0.85	1.00	1.16	1.35	1.60	2.02	2.52	3.61	4.93
0.20	0.38	0.55	0.71	0.85	1.00	1.16	1.36	1.63	2.12	2.75	4.16	5.71
0.25	0.37	0.55	0.70	0.85	1.00	1.17	1.38	1.67	2.24	3.02	4.64	6.50
0.30	0.37	0.54	0.69	0.84	1.00	1.18	1.40	1.73	2.37	3.29	5.13	7.22
0.35	0.36	0.54	0.69	0.84	1.00	1.19	1.42	1.78	2.51	3.55	5.60	7.88
0.40	0.36	0.53	0.68	0.83	1.00	1.20	1.45	1.85	2.68	3.82	6.07	8.60
0.45	0.35	0.52	0.67	0.83	1.00	1.21	1.49	1.92	2.84	4.09	6.53	9.27
0.48	0.34	0.51	0.66	0.82	1.00	1.21	1.51	1.97	2.93	4.23	6.82	9.70
0.50	0.33	0.50	0.65	0.82	1.00	1.22	1.53	2.00	3.00	4.36	7.00	9.95

When (d/g) and therefore (d/b) are small, as is normally the case for stellar spectra, the Voigt profiles are more suitably expressed [5] in terms of $a = (d/g)$ in the form

$$I_x/I_0 = H_0(u) + aH_1(u) + a^2H_2(u) + a^3H_3(u) + \dots$$

where x is the spectral shift from the line centre in the same units as $g, d, \text{etc.}, u = x/g, I_x$ and I_0 are line intensities at the point x and a fictitious value at $x = 0$. The actual central intensity is

$$I_0 = \pi^{1/2} I_0 G / p B$$

The H function for Voigt profiles

u	$H_0(u)$	$H_1(u)$	$H_2(u)$	$H_3(u)$
0.0	+1.000	-1.128	+1.000	-0.752
0.2	+0.961	-1.040	+0.884	-0.637
0.4	+0.852	-0.803	+0.580	-0.342
0.6	+0.698	-0.486	+0.195	+0.007
0.8	+0.527	-0.168	-0.148	+0.280
1.0	+0.368	+0.086	-0.368	+0.405
1.2	+0.237	+0.245	-0.445	+0.386
1.4	+0.1408	+0.318	-0.411	+0.280
1.6	+0.0773	+0.316	-0.318	+0.153
1.8	+0.0392	+0.280	-0.215	+0.051
2.0	+0.0183	+0.232	-0.128	-0.010
2.5	+0.0019	+0.130	-0.022	-0.036
3.0	+0.0001	+0.079	-0.002	-0.017
3.5	+0.0000	+0.0534	-0.0001	-0.0068
4.0	0.0000	+0.0392	0.0000	-0.0033
5.0	0.0000	+0.0241	0.0000	-0.0011
6.0	0.0000	+0.0165	0.0000	-0.0005
7.0	0.0000	+0.0119	0.0000	-0.0002
8.0	0.0000	+0.0090	0.0000	-0.0002
10.0	0.0000	+0.0057	0.0000	-0.0001
12.0	0.0000	+0.0040	0.0000	-0.0000

Gaussian and damping components

Resolving pattern of a perfect spectrograph

$$g \simeq 0.43l \qquad d \simeq 0.14l$$

where l is resolving distance (maximum to first minimum)Effect of slit width s

$$g \simeq 0.41s \qquad d = 0$$

Thermal doppler broadening

$$g = \frac{\lambda}{c} \left(\frac{2kT}{m} \right)^{1/2} \qquad d = 0$$

where g is in the wavelength units, and m = atomic mass

Collision damping

$$g = 0 \qquad d = 1/2\pi\tau$$

where d is in frequency units and τ = mean free time between collisions.

Radiation damping

$$g = 0 \qquad d = \gamma/4\pi$$

where d is in frequency units and γ = damping constant (§ 26).

Classical radiation damping

$$g = 0 \qquad d = 5.901 \times 10^{-5} \text{ \AA}$$

where d becomes constant when expressed in \AA Holtsmark distribution function $W(\beta)$ [6]

$$g \simeq 3.0 \qquad d \simeq 0.61$$

in units of β . β is the linear Stark effect displacement of a spectrum line caused by ionic fields in terms of the displacement due to an ion at mean distance $r_0 = (3/4\pi N_1)^{1/3}$ where N_1 is the ion density.

Collision broadening

The frequency change associated with a collision takes the form

$$\Delta\nu = C_n/r^n$$

where C_n is a constant and r the distance from the disturbing particle.

$$\gamma_{\text{col}} = \text{collision damping constant} = 2/\tau$$

$$\tau = \text{mean time between collisions}$$

$$v = \text{mean relative speed of disturbing particles}$$

$$= \{(8kT/\pi)(1/m_a + 1/m_b)\}^{1/2}$$

$n = 4$: The quadratic Stark effect

$$\gamma_{\text{col}} = 2/\tau = 39 C_4^{2/3} v^{1/3} N_e$$

where N_e = electron (or ion) density.

$$C_4 = 6.2 \times 10^{-14} \times \text{displacement in cm}^{-1} \text{ for } 100 \text{ kV/cm field.}$$

$n = 6$: The van der Waals forces [7]

$$\gamma_{\text{col}} = 2/\tau = 17 C_6^{2/5} v^{3/5} N_H$$

where N_H = neutral H atom density

$$C_6 = 6.46 \times 10^{-34} \Delta\bar{r}^2$$

$\Delta\bar{r}^2$ = difference of upper and lower level values of \bar{r}^2 the mean square radius (in atomic units, a_0^2)

$$\bar{r}^2 \simeq \frac{n^{*2}}{2Y^2} \{5n^{*2} + 1 - 3l(l+1)\}, \quad [8]$$

$$l \text{ as in } \S 23, (n^*)^2 = 13.6 Y^2/(\chi - W),$$

$(\chi - W)$ = energy in eV required to ionize the excited level, Y = ionization stage.

Numerically

$$\log \gamma_6 = -9.53 + 0.40 \log \Delta\bar{r}^2 + \log N_H + 0.30 \log T$$

[1] *A.Q.* **1**, § 32; **2**, § 33.

[2] J. T. Davies and J. M. Vaughan, *Ap. J.*, **137**, 1302, 1963.

[3] G. D. Finn and D. Mugglestone, *M.N.*, **129**, 222, 1965.

[4] D. G. Hummer, *J.I.L.A. Report 24*, Boulder, 1964.

[5] D. L. Harris, *Ap. J.*, **108**, 112, 1948.

[6] K.-H. Böhm, *Stellar Atmospheres*, ed. Greenstein, p. 88, 131, Chicago, 1961.

[7] A. Unsöld, *Phys. Sternatmosphären*, p. 306, Springer, 1955.

[8] B. Warner, *M.N.*, **136**, 381, 1967.

CHAPTER 5

RADIATION

§ 35. Radiation Quantities and Inter-relations

The quantitative concepts of radiation are defined in terms of I , the flux of radiation at a given point in a given direction across unit surface normal to that direction per unit time and per unit solid angle. This is called *specific intensity*, or simply *intensity*.

Flux of radiation through a unit surface = *surface flux*, or *flux density*

$$\mathcal{F} = \int_{4\pi} I \cos \theta \, d\omega$$

where θ is the angle between the ray and the outward normal and integration is in all directions.

Emittance = flux of radiation emitted from a unit surface

$$\begin{aligned} \mathcal{F} &= \int_{2\pi} I \cos \theta \, d\omega \\ &= \text{for isotropic radiation } \pi I \end{aligned}$$

where in this case the integration is over the outward hemisphere.

Radiation density

$$u = (1/c) \int_{4\pi} I \, d\omega = (4\pi/c) \bar{I}.$$

Radiation quantities per unit frequency and wavelength ranges are written I_ν , I_λ , \mathcal{F}_ν , etc.

$$I = \int I_\nu \, d\nu = \int I_\lambda \, d\lambda$$

$$I_\lambda = \frac{c}{\lambda^2} I_\nu = \frac{\nu^2}{c} I_\nu \quad \lambda I_\lambda = \nu I_\nu$$

$$d\lambda = -\frac{\lambda^2}{c} d\nu = -\frac{c}{\nu^2} d\nu \quad c = \lambda\nu$$

Linear absorption coefficient = κ_s

$$dI/ds = -\kappa_s I$$

Scattering coefficient σ_s , as for absorption coefficient but radiation scattered. It is used in the sense that $\kappa_s - \sigma_s$ represents absorption and transference into heat.

Mass absorption coefficient κ_m (subscript is usually omitted)

$$dI/ds = -\rho\kappa_m I \quad [\rho = \text{density}]$$

Atomic or particle absorption coefficient or cross-section a

$$dI/ds = -NaI$$

where there are N atoms or particles per unit volume, a represents the effective area over which incident radiation is fully absorbed.

Emission coefficient j = radiant flux emitted per unit volume and unit solid angle.

Uniform scattering

$$j = \sigma/4\pi \quad \times \quad \int_{4\pi} I \, d\omega$$

scattering incident radiation

Scattering by electrons, atoms, molecules

$$j = \frac{\sigma}{4\pi} \int_{4\pi} \frac{3}{4}(1 + \cos^2 \theta) I \, d\omega$$

θ = angle between incident and scattered light.

Optical thickness or depth $\tau = \int \kappa_s \, ds = \int \rho \kappa_m \, ds$

Source function or ergiebigkeit $S = j/\kappa_s$

Intensity emitted from an absorbing medium

$$I = \int j \exp(-\tau) \, ds = \int S \exp(-\tau) \, d\tau$$

Kirchhoff law (a) in a volume element

$$j_v = \kappa_{s,v} B_v(T)$$

where $B_v(T)$ is black-body intensity at temperature T .

Kirchhoff law (b) at a surface element

$$I_v = A_v B_v(T)$$

where A_v is fraction of incident radiation absorbed, i.e. $(1 - A_v)$ = reflection coefficient and analogous to albedo.

Atomic polarizability α = induced dipole moment per unit electric field ($\bar{\alpha}$ for steady or low frequency field)

$$\begin{aligned} \bar{\alpha} &= 4a_0^3 \sum_n f_n / (\nu_n / c R_\infty)^2 \\ &= 5.926 \times 10^{-25} \sum_n f_n / (\nu_n / c R_\infty)^2 \text{ cm}^3 \\ &= 7.128 \times 10^{-23} \sum_n f_n \lambda_n^2 \text{ cm}^3 \quad [\lambda \text{ in } \mu] \end{aligned}$$

where $\nu_n / c R_\infty$ = frequency in Rydbergs of lines connecting the ground level, f_n = corresponding oscillator strength.

Scattering $\begin{aligned} \sigma_s &= (128\pi^5/3) N(\nu/c)^4 \alpha^2 \\ &= (128\pi^5/3\lambda^4) N \alpha^2 \\ &= 1.3057 \times 10^{20} N \alpha^2 / \lambda^4 \quad [\lambda \text{ in } \mu] \end{aligned}$

Index of refraction n $\begin{aligned} n - 1 &= 2\pi N \alpha \\ &= (\text{for STP}) 1.689 \times 10^{20} \alpha \end{aligned}$

Molecular refraction $R = \frac{n^2 - 1}{n^2 + 2} \frac{M}{\rho} = \frac{4\pi}{3} N_0 \alpha$

where M = molecular weight, ρ = density, N_0 = Avogadro number.

§ 36. Refractive Index and Polarizability

Refractive index and polarizability of atomic and molecular gases

n = refractive index at STP

$n - 1 = A(1 + B/\lambda^2)$ [λ in μ]

$\bar{\alpha}$ = polarizability at low frequency

Atom	$\bar{\alpha}$	n (D lines)	A	B	Mole- cule	n (D lines)	A	B
	10^{-25} cm^3		10^{-5}	10^{-3}			10^{-5}	10^{-3}
H	6.70				Air	1.0002918	28.71	5.67
He	2.07	1.0000350	3.48	2.3	H ₂	1.0001384	13.58	7.52
Li	200				O ₂	1.000272	26.63	5.07
Be	93				N ₂	1.000297	29.06	7.7
O	1.5				H ₂ O	1.000254	516 (radio freq.)	
Ne	3.96	1.0000671	6.66	2.4	CO ₂	1.0004498	43.9	6.4
Na	270				CO	1.000334	32.7	8.1
Ar	16.54	1.0002837	27.92	5.6	NH ₃	1.000375	37.0	12.0
K	380				NO	1.000297	28.9	7.4
Kr	24.8	1.0004273	41.89	6.97	CH ₄	1.000441		
Rb	500							
X	40.4	1.000702	68.23	10.14				
Cs	500							
Hg	52	1.000935	87.8	22.65				

Refractive indices of optical media [1, 2]

λ in μ	Calcspar		Glass		Fluorite CaF ₂	Quartz		Fused silica	Rock salt	Water
	ord. ray	extr. ray	BSC crown	DF flint		ord. ray	extr. ray			
0.2	1.91	1.58			1.495	1.651	1.663	1.550	1.792	1.423
0.3	1.722	1.515	1.557		1.455	1.579	1.589	1.489	1.602	1.358
0.4	1.683	1.499	1.531	1.650	1.442	1.558	1.567	1.471	1.568	1.343
0.5	1.666	1.491	1.522	1.627	1.437	1.549	1.558	1.463	1.552	1.336
0.6	1.657	1.486	1.517	1.616	1.434	1.544	1.553	1.458	1.543	1.332
0.7	1.652	1.483	1.513	1.610	1.432	1.541	1.550	1.455	1.538	1.330
0.8	1.648	1.481	1.511	1.605	1.430	1.539	1.548		1.535	1.328
1.0	1.643	1.479	1.507	1.600	1.429	1.536	1.544		1.532	1.325
2	1.626	1.476	1.496		1.424	1.520	1.528		1.526	1.315
5					1.398	1.42			1.519	
10					1.303				1.494	
Temp. coef.	+0.0 ⁵ 5	+0.0 ⁴ 14	-0.0 ⁵ 1	+0.0 ⁵ 3	-0.0 ⁴ 1	-0.0 ⁵ 5	-0.0 ⁵ 6	-0.0 ⁵ 3	-0.0 ⁴ 4	-0.0 ⁴ 8
Limits [2]										
low λ	0.23		0.32	0.37	0.13	0.17	0.16	0.20	<0.2	
high λ	2.2	4	2.2	2.8	9.0	3.6	21	17	1.14	

The refractive indices quoted are relative to air at 15 °C. The temperatures of the media are about 18 °C and the temperature coefficients quoted are the change of D-line refractive index for 1 °C temperature rise. Manufacturers' reports must be consulted for indices that are accurate enough for optical design. The table gives also the spectral limits (λ in μ) within which the absorption is less than 1 exp cm^{-1} (i.e. 1 cm transmission > 37%).

Atmospheric refraction, see § 55.

[1] *A.Q.* 1, § 34; 2, § 35.

[2] W. R. S. Garton, *Adv. Atom. Mol. Phys.*, 2, 93, 1966.

§ 37. Absorption and Scattering by Particles

Scattering of free electrons σ_e (Thomson scattering)

$$\sigma_e = \frac{8\pi}{3} \left(\frac{e^2}{mc^2} \right)^2 \left(1 - 2 \frac{h\nu}{mc^2} \right) = 0.66524 \times 10^{-24} \left(1 - 2 \frac{h\nu}{mc^2} \right) \text{ cm}^2$$

where σ_e is the (exponential) scattering coefficient per electron (§ 35) and the relativity term $2h\nu/mc^2$ is usually negligible.

Rayleigh scattering of atoms or molecules

$$\begin{aligned} \sigma_s &= \frac{32\pi^3}{3N} \cdot \frac{(n-1)^2}{\lambda^4} \cdot \frac{6+3\Delta}{6-7\Delta} \\ &= 3.307 \times 10^{18} (n-1)^2 \delta / \lambda^4 N \text{ cm}^{-1} \quad [\lambda \text{ in } \mu] \end{aligned}$$

where N = atoms or molecules per unit volume, n = refractive index of medium, σ_s = linear scattering coefficient, and $\delta = (6+3\Delta)/(6-7\Delta)$ = depolarizing factor [2, 3]. $\Delta = 0.030$ for N_2 and 0.054 for O_2 [4].

Rayleigh scattering cross-section of atom or molecule

$$\begin{aligned} \sigma_a &= \frac{32\pi^3\delta}{3\lambda^4} \left(\frac{n-1}{N} \right)^2 = \frac{128\pi^5}{3\lambda^4} \delta \alpha^2 \\ &= 1.306 \times 10^{20} \delta \alpha^2 / \lambda^4 \text{ cm}^2 \quad [\lambda \text{ in } \mu] \end{aligned}$$

where α = polarizability = $(n-1)/(2\pi N)$

Atomic scattering at some distance from any absorption line

$$\sigma_a = \frac{8\pi}{3} \left(\frac{e^2}{mc^2} \right)^2 \left(\sum \frac{f_{12} \nu^2}{\nu_{12}^2 - \nu^2} \right)^2$$

where f_{12} is the oscillator strength (1 is the ground level when excitation is low).

Absorption of small particles (spherical) of radius a in terms of πa^2 [2]. Efficiency factors for extinction, scattering, absorption, and radiation pressure are:

$$Q_{\text{ext}}, Q_{\text{sca}}, Q_{\text{abs}}, Q_{\text{pr}}$$

with

$$Q_{\text{ext}} = Q_{\text{sca}} + Q_{\text{abs}}$$

$$Q_{\text{pr}} = Q_{\text{ext}} - \langle \cos \theta \rangle Q_{\text{sca}}$$

$$\langle \cos \theta \rangle = \text{forward asymmetry of scattering [5]}$$

For large objects $Q_{\text{ext}} = 2.0$ of which 1.0 is intercepted and 1.0 scattered with $\langle \cos \theta \rangle = 1.0$.

The efficiency factors Q depend in a complex manner on the refractive index $m = n - in'$, the shape of particle, their size $\simeq 2a$, and the wavelength λ . They are expressed in relation to $x = 2\pi a/\lambda$, and smoothed.

Q_{ext} for spheres [2]

x	$m = 1.33$ water drops	$m = 2$ high refraction	$m = \infty$ total reflection	$m = 1.27 - 1.37i$ iron	$m = 1.33 - 0.09i$ dirty ice [6]
small	$0.1 x^4$	$1 x^4$	$3 x^4$	$3 x$	$0.3 x$
0.5	0.007	0.1	0.22	1.7	0.2
1.0	0.07	1.0	2.0	3.0	0.5
2.0	0.6	5	2.2	3.0	1.0
3.0	1.8	3	2.2	2.9	1.7
5.0	3.6	2.1	2.1	2.6	2.4
10+	2.0	2.0	2.0	2.0	2.0

Q factors for iron particles [2, 7]

x	Q_{ext}	Q_{pr}	Q_{abs}	Q_{sca}	$Q_{\text{sca}} \langle \cos \theta \rangle$
0.0	0.0	0.0	0.0	0.0	0.0
0.5	1.8	1.8	1.6	0.2	0.0
1	2.9	2.7	1.9	1.0	0.2
2	3.0	2.2	1.5	1.5	0.8
3	2.9	1.9	1.3	1.6	1.0
10+	2.0	1.0	1.0	1.0	1.0

[1] A.Q. 1, § 35; 2, § 36.

[2] H. C. van de Hulst, *Light Scattering by Small Particles*, Wiley, Chapman and Hall, 1957.

[3] C. G. Stergis, *J. At. Terr. Phys.*, **23**, 273, 1966.

[4] R. Penndorf, *J. Opt. Soc. Am.*, **47**, 176, 1957.

[5] W. M. Irvine, *J. Opt. Soc. Am.*, **55**, 16, 1965.

[6] L. Spitzer, *Diffuse Matter in Space*, Interscience, 1968.

[7] Ch. Friedmann and R.-H. Giese, *Ap. Space Sci.*, **15**, 401, 1972.

§ 38. Continuous Atomic Absorption and Recombination

Quantities

$$\epsilon = \text{energy of free electron. Unit} = \text{ryd} = hcR \\ = 2.18 \times 10^{-11} \text{erg} = 13.60 \text{ eV.}$$

$$\chi = \text{ionization energy in ryd; } \nu_0 = cR\chi$$

$$\nu = \text{frequency} = cR(\chi + \epsilon); d\nu = cR d\epsilon$$

a_ν = atomic absorption coefficient at frequency ν ; i.e. a_ν = cross-section of atom for ionization by photon

$\frac{df}{d\nu}$ and $\frac{df}{d\epsilon}$ = differentials of continuum oscillator strength with frequency and with free electron energy

$$f_c = \text{integrated oscillator strength of continuum} = \int_{\nu_0}^{\infty} \frac{df}{d\nu} d\nu$$

α = recombination coefficient such that $\alpha N_e N_i$ gives the total number of recombinations per sec per cm^3 (N_e electrons cm^{-3} , N_i ions cm^{-3})

- α_t = corresponding recombination coefficient to a particular level, term, configuration, etc., labelled t
- Q_t = recombination cross-section of ion for capture on a particular level, term, etc.
- g_i, g_t = statistical weights of ion and atom at particular level, term, or configuration (not to be confused with Gaunt factors g and \bar{g})
- v = mean electron velocity (in cm/s)
- T = temperature (in °K)
- Y = stage of ionization (= 1 for neutral atom, etc.)
= charge on upper ion

Inter-relations

$$\alpha_t = vQ_t$$

$$a_v = \frac{\pi e^2}{mRc^2} \frac{df}{d\epsilon} = 8.067 \times 10^{-16} \frac{df}{d\epsilon}$$

$$a_v = \frac{mc}{2\pi e^2 R} \cdot \frac{2g_i}{g_t} \frac{\epsilon^{1/2} \alpha_t}{(\chi_t + \epsilon)^2} = 1.713 \times 10^{-4} \frac{2g_i}{g_t} \frac{\epsilon^{1/2} \alpha_t}{(\chi_t + \epsilon)^2} \quad (\text{the Milne relation}) [1]$$

$$v = \frac{2\pi e^2}{h} \epsilon^{1/2} = \left(\frac{\pi k T}{2m} \right)^{1/2} = 2.188 \times 10^8 \epsilon^{1/2} = 4.880 \times 10^5 T^{1/2} \quad \text{using}$$

reciprocal mean v in this case.

$$\epsilon = \frac{h^2 k}{8\pi e^4 m} T = 4.975 \times 10^{-6} T$$

$$\alpha_t T^{1/2} = \frac{4\pi e^2}{m} \left(\frac{hR^3}{\pi k} \right)^{1/2} (\chi_t + \epsilon)^2 \frac{g_t}{2g_i} a_v = 2.612 \times 10^6 (\chi_t + \epsilon)^2 \frac{g_t}{2g_i} a_v$$

General approximations

A general procedure for calculating a_v is available [2].

Generalized absorption in relation to atomic number Z [3].

$\log (v/cRZ)$	$\log a_v$ in cm^2	
	stripped atoms	half-stripped atoms
- 2.0	- 17.0	- 17.8
- 1.0	- 17.1	- 17.6
0.0	- 17.7	- 17.9
1.0	- 19.4	- 19.4
2.0	- 22.0	- 22.0
3.0	- 25.0	- 25.0

Generalized value of recombination coefficient [1]

$$\alpha \text{ (to ground state)} \simeq 1 \times 10^{-11} Y^2 T^{-1/2}$$

$$\alpha \text{ (to all states)} \simeq 3 \times 10^{-10} Y^2 T^{-3/4}$$

Generalized recombination cross-section [1]

$$Q \text{ (to ground state)} \simeq 2 \times 10^{-17} Y^2 T^{-1}$$

$$Q \text{ (to all states)} \simeq 6 \times 10^{-16} Y^2 T^{-5/4}$$

Absorption and recombination for hydrogen-like atoms

$$\begin{aligned} a_\nu \text{ (Kramers Gaunt)} &= \frac{64\pi^4 Z^4 mc^{10}}{3\sqrt{3} ch^6 n^5} \frac{1}{\nu^3} g \\ &= 2.815 \times 10^{29} \frac{Z^4}{n^5} \frac{1}{\nu^3} g \\ &= 1.046 \times 10^{-14} \frac{Z^4 \lambda^3}{n^5} g \quad [\lambda \text{ in } \mu] \end{aligned}$$

where $Z = 1$ for hydrogen, n is total quantum number, and g the Gaunt factor [5] of order unity.

At the absorption edge, $\nu = \nu_0$

$$\begin{aligned} a_{\nu_0} &= \frac{8}{3\sqrt{(3)\pi^2}} \frac{h^3 g}{m^2 c e^2 Z^2} n = 7.906 \times 10^{-18} \frac{ng}{Z^2} \text{ cm}^2 \\ \left(\frac{df}{d\epsilon}\right)_{\nu_0} &= \frac{16}{3\sqrt{(3)\pi}} \frac{ng}{Z^2} = 0.98014 \frac{ng}{Z^2} \end{aligned}$$

Continuum oscillator strength f_c

$$f_c = \frac{8\bar{g}}{3\sqrt{(3)\pi n}} = 0.4901 \frac{\bar{g}}{n}$$

Gaunt factors for hydrogen atom [5, 6]

Configuration	g at absorption edge	\bar{g} for whole continuum		
1s	0.80	0.84		
2s	0.96 } 0.88 }	0.89	1.20 } 0.83 }	0.94
2p				
3s	1.14 } 1.14 } 0.73 }	0.92	1.6 } 1.31 } 0.64 }	0.99
3p				
3d				
4s	1.3 } 1.3 }	0.94	1.95 } 1.74 } 1.18 } 0.43 }	1.01
4p				
4d				
4f				
5	0.95	1.02		
6	0.96	1.02		
7	0.97	1.02		

Recombination cross-section onto the n th hydrogen level [8]

$$Q_n = \frac{2^4 h e^2}{3\sqrt{(3)m^2 c^3}} \frac{(hcR)^2}{h\nu \frac{1}{2} m v^2} \frac{g}{n^3} = 2.11 \times 10^{-22} \frac{g}{n\epsilon(1+n^2\epsilon)}$$

Recombination coefficient on to the n th hydrogen level

$$\begin{aligned} \alpha_n &= \nu Q_n = 2.07 \times 10^{-11} \frac{g}{nT^{1/2}(1+n^2\epsilon)} \\ &= \frac{2^9 \pi^5}{(6\pi)^{3/2}} \frac{e^{10}}{m^2 c^3 h^3} \left(\frac{m}{kT}\right)^{3/2} \frac{1}{n^3} \exp\left(\frac{X_n}{kT}\right) E_1\left(\frac{X_n}{kT}\right) \\ &= 3.262 \times 10^{-6} M(n, T) \end{aligned}$$

where

$$M(n, T) = n^{-3} T^{-3/2} \exp\left(\frac{\chi_n}{kT}\right) E_1\left(\frac{\chi_n}{kT}\right)$$

$M(n, T)$ has been tabulated [7] and is of the order 10^{-8} for 10^4 °K. For factors of the type (χ_n/kT) , χ_n is in ergs, but the factors may be written $(157900\chi_n/T)$ with χ_n in ryd (i.e. = $1/n^2$). The exponential integral $E_1(x)$ has been tabulated [9]. Note that $\exp(x) E_1(x) \simeq 1/x$ for $x > 5$.

Recombination coefficient onto all levels of hydrogen [1]

$$\alpha_H = 2.07 \times 10^{-11} T^{-1/2} \phi \text{ cm}^3 \text{ s}^{-1}$$

where ϕ changes slowly with T as follows:

log T	2	3	4	5
ϕ	4.6	3.4	2.3	1.2

Recent values of α_H [4] are about 20% lower.

General approximation for α (radiative) near $T \simeq 10^5$ °K [10]

$$\alpha = 3 \times 10^{-11} Y^2 T^{-1/2}$$

General approximation for dielectronic recombination [10, 11]

$$\alpha_{\text{die}} = 2.5 \times 10^{-4} T^{-3/2} (Y+1)^2 \sum_j f W_{Y+1}^{1/2} 10^{-4600 W_{Y+1}/T} \text{ cm}^3 \text{ s}^{-1}$$

where W_{Y+1} = excitation energy in eV of the $Y+1$ ion levels.

- [1] *A.Q.* 1, § 36; 2, § 37.
- [2] A. Burgess and M. J. Seaton, *M.N.*, 120, 121, 1960.
- [3] W. Brandt and L. Eden, *J.Q.S.R.T.*, 7, 185, 1967.
- [4] W. J. Boardman, *Ap. J. Supp.*, 9, 185, 1964.
- [5] J. A. Gaunt, *Phil. Trans.*, 229, 163, 1930.
- [6] H. P. Glasco and H. Zirin, *Ap. J. Supp.*, 9, 193, 1964.
- [7] G. Cillie, *M.N.*, 92, 820, 1932.
- [8] L. Spitzer, *Ap. J.*, 107, 6, 1948.
- [9] M. Abramowitz and I. A. Stegun, *Handb. Mathematical Functions*, p. 228, Dover, 1965.
- [10] C. W. Allen, *Space Sci. Rev.*, 4, 91, 1965.
- [11] A. Burgess, *Ap. J.*, 141, 1588, 1965.

§ 39. Table of Atomic Absorption and Recombination Coefficients

The notation is from § 38. The columns give: the atom, the term designation, the ionization potential, the atomic absorption coefficient at the absorption edge, the corresponding $df/d\epsilon$ at the absorption edge and at $\epsilon = 0.05$, remarks on the variation of the absorption coefficient with frequency, the integrated oscillator strength f_c , the recombination coefficient and cross-section for a temperature of 10000 °K, and references. For other temperatures near 10000 °K one may use the approximations

$$\begin{array}{ll} \alpha \propto T^{-0.5} \text{ (ground states)} & \alpha \propto T^{-0.8} \text{ (total recombination)} \\ \Omega \propto T^{-1.0} \text{ (ground states)} & \Omega \propto T^{-1.3} \text{ (total recombination)} \end{array}$$

The recombination factors have usually been determined from the relation for $\alpha_c T^{1/2}$ (§ 38), which for 10000 °K becomes

$$\alpha(10000 \text{ °K}) = 10.54 \times 10^{-14} (g_c/g_l) (\chi + 0.05)^2 (df/d\epsilon)_{0.05}$$

Atom	Term	χ	a_{v0}	$\frac{df/d\epsilon}{\epsilon = 0 \quad \epsilon = 0.05}$		Var. with ϵ	f_0	α_t 10000 °K	Q_t cm ²	Ref.
				ryd	10 ⁻¹⁶ cm ²					
H I	1s	1.000	6.3	0.78	0.69	$(\chi + \epsilon)^{-3}$	0.436	15.8	32	[1]
	2s	0.250	15	1.86	1.1	$(\chi + \epsilon)^{-2.5}$	0.362	2.3	4.7	
	2p	0.250	14	1.74	1.1	$(\chi + \epsilon)^{-3}$	0.196	5.3	11	
	3s	0.111	26	3.1	1.0	$(\chi + \epsilon)^{-2}$	0.293	0.8	1.6	
	3p	0.111	26	3.2	1.0	$(\chi + \epsilon)^{-3}$	0.217	2.0	4.1	
	3d	0.111	18	2.2	0.7	$(\chi + \epsilon)^{-3}$	0.100	2.0	4.1	
	4s	0.062	38	4.65	1.3	$(\chi + \epsilon)^{-2}$	0.248	0.4	0.7	
	4p	0.062	40	4.9	1.1	$(\chi + \epsilon)^{-2}$	0.214	1.0	2.0	
	4d	0.062	39	4.8	0.8		0.149	1.0	2.0	
	4f	0.062	15	1.8	0.3		0.057	0.6	1.2	
	total						43	88		
He I	1s ² 1S	1.807	7.6	0.95	0.88	$(\chi + \epsilon)^{-2}$	1.50	15.9	33	[1, 4 6]
	1s2s 3S	0.351	2.8	0.35	0.33	$(\chi + \epsilon)^{-1}$	0.25	1.4	3	
	1s2s 1S	0.292	10.5	1.3	1.0	$(\chi + \epsilon)^{-2}$	0.40	0.6	1	
	total						43	88		
He II	1s	4.000	1.7	0.21	0.20	$(\chi + \epsilon)^{-3}$	0.42	70	140	
C I	2p ² 3P	0.828	11	1.3	1.3	$(\chi + \epsilon)^{-1}$	2	17	35	[1, 5]
C II	2p 2P ^o	1.790	3.7	0.46	0.45	$(\chi + \epsilon)^{-1}$	1.1	96	200	[1]
N I	2p ³ 4S ^o	1.069	10	1.2	1.3	max, 0.4	3	7	14	[1, 5]
N II	2p ² 3P	2.177	6.4	0.8	0.8	$(\chi + \epsilon)^{-1}$	3	60	120	[1]
O I	2p ⁴ 3P	1.001	2.6	0.32	0.36	max, 0.3	0.9	8	16	[1, 5]
	total							22	45	
O II	2p ³ 4S	2.584	8.1	1.0	1.0	$(\chi + \epsilon)^{-1}$	4	32	65	[2]
F I	2p ⁵ 2P ^o	1.282	5	0.6	0.6	const.	2	7	13	[1]
Ne I	2p ⁶ 1S	1.586	5	0.6	0.6	max, 0.6	2.0	3	6	[1, 6]
Na I	3s 2S	0.376	0.12	0.14	0.005	min, 0.07	0.001	0.02	0.05	[1, 3]
Na II	3p ⁶ 1S	3.48	7.1	0.9	0.9	const.	6	19	40	[1, 6]
Mg I	3s ² 1S	0.563	1.19	0.15	0.06		0.006			[1, 4]
Mg II	3s 2S	1.105	0.24	0.030	0.034	max, 0.2	0.12	1.0	2.0	[1]
Al I	3p 2P ^o	0.437	25	3	(10)	peak, 0.005				[3, 8 9]
Si I	3p ² 3P	0.590	25	3	4	max, 0.05				[3, 7, 8]
Si II	3p 2P ^o	1.200	5	0.6	0.5	$(\chi + \epsilon)^{-3}$	0.28	50	100	[1]
Ar I	3p ⁶ 1S	1.18	30	3.7	3.9	max, 0.5	4			[1, 8]
K I	4s 2S	0.319	0.102	0.002	0.002	min, 0.02		0.05	0.1	[1, 6]
Ca I	4s ² 1S	0.449	0.46	0.058	0.021	min, 0.02	0.12	0.08	0.16	[1]
Ca II	4s 2S	0.873	0.14	0.018	0.020	max, 0.3	0.03	0.3	0.6	[1]
Rb I	5s 2S	0.307	0.11	0.014	0.001					
Cs I	6s 2S	0.286	0.23	0.03	0.01	min, 0.5		0.03	0.06	[1]

[1] A.Q. 1, § 37; 2, § 38.

[2] R. W. Ditchburn and U. Öpik, *Atomic and Molecular Processes*, ed. Bates, p. 79, Academic Pr., 1962.[3] G. Bode, *Kontin. Abs. von Sternatmosphären*, Kiel, 1965.[4] O. Gingerich, *Smithsonian Inst. S.R.*, 167, 17, 1964.[5] G. M. Thomas and T. M. Helliwell, *J.Q.S.R.T.*, 10, 423, 1970.[6] A. L. Stewart, *Adv. Atom. Mol. Phys.*, 3, 1, 1967.[7] J. C. Rich, *Ap. J.*, 148, 275, 1967.[8] R. D. Chapman and R. J. W. Henry, *Ap. J.*, 173, 244, 1972.[9] R. D. Hudson and L. J. Kieffer, *NASA SP-3064*, 1971.

§ 40. Absorption of Material of Stellar Interiors

The opacity of stellar interiors is usually expressed as the Rosseland mean of the mass absorption coefficient $\bar{\kappa}$. Tabulations are often given [2, 3] for a wide range of compositions expressed by X, Y, Z , however the values quoted below relate only to a solar composition, $X = 0.73, Y = 0.25, Z = 0.017$ (§ 14).

The table gives $\log \bar{\kappa}$ in cm^2/g as a function of $\log \rho$ where density ρ is in g/cm^3 and $\log T$ where temperature T is in $^\circ\text{K}$.

$\log \bar{\kappa}$ [2, 3]

$\log T$	$\log \rho$										
	-4	-3	-2	-1	0	1	2	3	4	5	6
8.0					-0.55	-0.55	-0.54	-0.52	-0.43	-0.22	+0.30
7.7				-0.51	-0.51	-0.50	-0.48	-0.47	-0.06	+0.33	+1.42
7.3			-0.48	-0.47	-0.46	-0.39	-0.19	+0.19	+0.69	+1.59	
7.0		-0.47	-0.46	-0.43	-0.27	+0.02	+0.36	+0.94	+1.58		
6.7	-0.46	-0.44	-0.39	-0.07	+0.40	+0.75	+1.20	+1.78			

$\log T$	$\log \rho$										
	-8	-7	-6	-5	-4	-3	-2	-1	0	1	2
6.3				-0.48	-0.42	-0.19	+0.48	+1.34	+1.75	+1.94	+2.42
6.0			-0.46	-0.41	-0.17	+0.52	+1.48	+2.00	+2.32	+2.79	
5.7		-0.43	-0.39	-0.05	+0.62	+1.48	+2.23	+2.53	+2.93		
5.3	-0.35	-0.20	+0.48	+1.48	+2.52	+3.15	+3.48	+3.60			
5.0	-0.22	+0.34	+1.30	+2.42	+3.49	+4.26	+4.51	+4.28			

Absorption due to electron scattering alone [1, 4]

$$\bar{\kappa}_e = 0.200(1 + X)$$

X-ray atomic absorption coefficient for shells $K(n = 1), L(n = 2), M(n = 3)$, etc. [1]

$$= 0.021z^4\lambda^3n^{-3} \quad [\lambda \text{ in cm}]$$

where z = atomic number. The probable error is about 10% near the absorption edge at λ_E but for $\lambda < 0.1\lambda_E$ the absorption is greater than the formula.

[1] *A.Q.* 1, § 38; 2, § 39.

[2] W. D. Watson, *Ap. J. Supp.*, 19, 235, 1970.

[3] A. N. Cox and J. N. Stewart, *Ap. J. Supp.*, 19, 243, 1970.

[4] A. N. Cox, *Stellar Structure*, ed. Aller, McLaughlin, p. 195, Chicago, 1965.

§ 41. Absorption of Material of Stellar Atmospheres

The value tabulated is $\log \kappa_m$, where κ_m is the exponential mass absorption coefficient in cm^2/g . The variables are $\log P_e$ where P_e is electron pressure in dyn/cm^2 , $\Theta = 5040 \text{ }^\circ\text{K}/T$, T = temperature, and wavelength λ is in Å .

The low temperature limit of the table at $T \simeq 4000 \text{ }^\circ\text{K}$ is set by the appearance of considerable molecular absorption. At the high temperature limit the absorption is by electron scatter. The wavelengths have been selected to include the main maxima and minima of κ_m . The Rosseland mean opacity is given.

The tabulated values are entirely from [2] converted to κ_m by using mean atomic mass = 2.0×10^{-24} g. They are about 0.1 dex greater than [3]. A standard abundance mixture has been used for the calculations and no adjustment has been made for the increased abundance of Fe. Absorptions for individual atoms [4, 5] [§ 39] are required for many applications.

[1] *A.Q.* 1, § 39; 2, § 40.

[2] G. Bode, *Kontinuierliche Abs. von Sternatmosphären*, Kiel, 1965.

[3] E. Vitense, *Z. Ap.*, 28, 81, 1951.

[4] G. Peach, *Mem. R.A.S.*, 73, 1, 1970.

[5] O. Gingerich, *Smithsonian Inst., Space Sci., S.R.*, 167, p. 17, 1964.

log P_0	$\log \kappa_m$										Rosse-land mean
	λ in Å										
	900	1200	2000	3000	3500	4000	5000	8000	17000	33000	
	$\Theta = 0.05$										
1	-0.4	-0.4	-0.4	-0.4	-0.4	-0.4	-0.4	-0.4	-0.4	-0.4	-0.42
2	-0.4	-0.4	-0.4	-0.4	-0.4	-0.4	-0.4	-0.4	-0.3	0.0	-0.42
3	-0.4	-0.4	-0.4	-0.4	-0.4	-0.3	-0.3	-0.1	+0.3	+0.8	-0.41
4	-0.3	-0.4	-0.2	-0.1	0.0	0.0	+0.2	+0.6	+1.2	+1.8	-0.36
5	+0.3	-0.1	+0.4	+0.7	+0.8	+0.9	+1.1	+1.5	+2.1	+2.8	-0.16
6	+1.2	+0.7	+1.4	+1.7	+1.8	+1.8	+2.1	+2.0	+3.1	+3.8	+0.36
	$\Theta = 0.1$										
1	-0.4	-0.4	-0.4	-0.4	-0.4	-0.4	-0.4	-0.4	-0.3	-0.2	-0.42
2	-0.4	-0.4	-0.4	-0.4	-0.4	-0.4	-0.4	-0.2	0.0	+0.5	-0.42
3	-0.1	-0.4	-0.2	+0.1	-0.1	-0.1	0.0	+0.3	+0.9	+1.5	-0.30
4	+0.7	+0.1	+0.3	+0.6	+0.7	+0.6	+0.8	+1.3	+1.8	+2.5	+0.09
5	+1.6	+0.6	+1.2	+1.5	+1.6	+1.6	+1.8	+2.3	+2.8	+3.4	+0.90
6	+2.6	+1.4	+2.1	+2.5	+2.6	+2.5	+2.7	+3.2	+3.7	+4.4	+1.88
	$\Theta = 0.2$										
1	-0.1	-0.5	-0.5	-0.4	-0.4	-0.5	-0.4	-0.4	-0.2	+0.2	-0.41
2	+0.7	-0.5	-0.4	-0.2	-0.2	-0.3	-0.2	+0.1	+0.5	+1.1	-0.30
3	+1.6	-0.3	+0.1	+0.5	+0.6	+0.3	+0.5	+1.0	+1.4	+2.0	+0.01
4	+2.6	+0.4	+1.0	+1.5	+1.5	+1.2	+1.4	+2.0	+2.4	+3.0	+0.71
5	+3.6	+1.3	+2.0	+2.5	+2.5	+2.2	+2.4	+3.0	+3.4	+4.0	+1.65
6	+4.6	+2.2	+3.0	+3.4	+3.5	+3.2	+3.4	+3.9	+4.4	+5.0	+2.60
	$\Theta = 0.3$										
1	+1.4	-0.5	-0.4	-0.3	-0.3	-0.4	-0.4	-0.2	0.0	+0.5	-0.38
2	+2.4	-0.4	0.0	+0.3	+0.4	-0.1	+0.1	+0.6	+0.9	+1.5	-0.09
3	+3.4	+0.2	+0.8	+1.2	+1.3	+0.7	+1.0	+1.5	+1.8	+2.4	+0.59
4	+4.4	+1.0	+1.7	+2.2	+2.3	+1.7	+1.9	+2.5	+2.8	+3.4	+1.47
5	+5.4	+1.9	+2.6	+3.1	+3.2	+2.6	+2.9	+3.4	+3.8	+4.4	+2.41
	$\Theta = 0.4$										
1	+3.1	-0.4	-0.3	0.0	-0.1	-0.4	-0.3	+0.1	+0.2	+0.8	-0.25
2	+4.1	0.0	+0.4	+0.8	+0.9	+0.2	+0.4	+0.9	+1.2	+1.7	+0.34
3	+5.1	+0.9	+1.3	+1.8	+1.9	+1.1	+1.3	+1.9	+2.1	+2.7	+1.24
4	+5.9	+1.8	+2.1	+2.6	+2.7	+1.9	+2.2	+2.7	+3.0	+3.6	+2.10
5	+6.3	+2.5	+2.6	+3.1	+3.2	+2.5	+2.7	+3.2	+3.4	+4.0	+2.60
	$\Theta = 0.5$										
1	+4.7	+0.1	0.0	+0.4	+0.5	-0.3	-0.1	+0.3	+0.5	+1.0	+0.02
2	+5.6	+1.0	+0.8	+1.3	+1.4	+0.4	+0.6	+1.2	+1.3	+1.9	+0.78
3	+6.2	+1.9	+1.4	+1.9	+2.0	+1.0	+1.3	+1.8	+1.9	+2.6	+1.40
4	+6.4	+2.6	+1.7	+2.1	+2.2	+1.5	+1.7	+2.1	+2.2	+2.8	+1.77

log P_e	λ in Å										Rosse-land mean
	900	1200	2000	3000	3500	4000	5000	8000	17000	33000	
	$\Theta = 0.6$										
1	+6.0	+1.1	+0.2	+0.7	+0.8	-0.3	-0.1	+0.4	+0.4	+1.0	+0.10
2	+6.4	+2.0	+0.5	+1.0	+1.1	0.0	+0.3	+0.8	+0.8	+1.4	+0.43
3	+6.4	+2.6	+0.7	+1.2	+1.3	+0.7	+0.8	+1.1	+1.0	+1.6	+0.88
4	+6.4	+2.8	+1.4	+1.5	+1.7	+1.6	+1.7	+1.8	+1.7	+2.3	+1.60
	$\Theta = 0.8$										
1	+6.4	+2.4	-0.8	-0.7	-0.6	-1.0	-0.9	-0.7	-1.1	-0.5	-0.83
2	+6.4	+2.5	0.0	-0.1	0.0	0.0	+0.1	+0.2	-0.2	+0.4	+0.08
3	+6.4	+2.6	+0.9	+0.8	+0.9	+1.0	+1.1	+1.2	+0.8	+1.3	+1.01
	$\Theta = 1.0$										
-1	+6.4	+2.2	-1.4	-2.2	-2.3	-2.4	-2.4	-2.4	-3.0	-2.5	-2.47
0	+6.4	+2.3	-0.8	-1.7	-1.6	-1.6	-1.5	-1.4	-2.1	-1.5	-1.55
1	+6.4	+2.5	+0.1	-0.8	-0.7	-0.6	-0.5	-0.4	-1.1	-0.5	-0.57
2	+6.3	+2.5	+0.8	+0.1	+0.2	+0.3	+0.4	+0.5	-0.2	+0.4	+0.34
3	+5.9	+2.5	+1.2	+0.6	+0.7	+0.8	+0.9	+1.0	+0.5	+1.1	+0.87
	$\Theta = 1.25$										
-1	+6.4	+2.4	-0.3	-2.1	-2.1	-2.1	-2.1	-2.1	-3.0	-2.4	-2.26
0	+6.4	+2.4	+0.5	-1.3	-1.3	-1.2	-1.1	-1.0	-2.0	-1.4	-1.29
1	+6.2	+2.4	+1.0	-0.6	-0.5	-0.5	-0.4	-0.2	-1.2	-0.6	-0.51

§ 42. Absorption of Negative Hydrogen Ion

The table gives $\log a(H^-)$, where $a(H^-)$ is the continuous absorption coefficient of negative hydrogen ions due to free-free and bound-free transitions and after allowing for the stimulated emission factor $(1 - \exp h\nu/kT)$. The coefficients are per neutral hydrogen atom and per unit electron pressure. $\Theta = 5040 \text{ }^\circ\text{K}/T$, T = temperature, and λ = wavelength

- * For long wavelengths add $+\log \lambda^2$ [λ in μ] to the first line,
- ** For short wavelengths add $-0.21/\lambda$ [λ in μ] to the last line.

The mean is a straight average weighted by fluxes F_λ of thermal radiation.

[1] *A.Q.* **1**, § 40; **2**, § 41.
 [2] N. A. Doughty and P. A. Fraser, *M.N.*, **132**, 267, 1966.
 [3] S. Geltman, *Ap. J.*, **136**, 933, 1962; **141**, 376, 1965.
 [4] J. L. John, *M.N.*, **128**, 93, 1964.
 [5] T. Ohmura, *Ap. J.*, **140**, 282, 1964.
 [6] J. L. Stillel and J. Callaway, *Ap. J.*, **160**, 245, 1970.

log $a(H^-)$ [1, 2, 3, 4, 5, 6]

λ	Θ						
	0.5	0.6	0.8	1.0	1.2	1.6	2.0
μ	in 10^{-30} cm ⁴ dyn ⁻¹						
*	3.45	3.60	3.70	3.80	3.86	3.98	4.10
10	5.52	5.63	5.77	5.86	5.91	5.98	6.09
5	4.93	5.01	5.13	5.23	5.27	5.42	5.51
3	4.47	4.55	4.68	4.80	4.86	4.99	5.05
2	4.12	4.20	4.33	4.46	4.50	4.59	4.73
1.8	4.03	4.12	4.27	4.42	4.47	4.60	4.70
1.6	3.96	4.06	4.26	4.43	4.57	4.96	5.30
1.4	3.91	4.04	4.32	4.56	4.82	5.40	6.00
1.2	3.92	4.10	4.48	4.80	5.12	5.75	6.33
1.0	3.95	4.17	4.63	5.03	5.33	5.94	6.52
0.8	3.91	4.15	4.60	4.97	5.31	5.93	6.46
0.6	3.83	4.08	4.53	4.90	5.26	5.86	6.40
0.5	3.77	4.02	4.46	4.83	5.20	5.80	6.32
0.4	3.63	3.90	4.34	4.73	5.08	5.66	6.23
0.3	3.50	3.76	4.22	4.59	4.93	5.54	6.09
**	4.21	4.47	4.92	5.31	5.64	6.25	6.79
Mean	3.69	4.00	4.54	4.90	5.22	5.79	6.29

§ 43. Free-free Absorption and Emission

Free-free linear absorption coefficient [1, 2]

$$\begin{aligned} \kappa_s &= \frac{4\pi}{3\sqrt{3}} \frac{Z^2 e^6}{hc m^2 v} \cdot \frac{g}{v^3} N_e N_i \quad [\kappa \text{ in exp cm}^{-1}] \\ &= 1.801 \times 10^{14} (Z^2 g / v^3 v) N_e N_i \quad [v \text{ in cm/s}] \\ &= 6.685 \times 10^{-16} Z^2 g \lambda^3 N_e N_i / v \quad [\lambda \text{ in cm}] \end{aligned}$$

where v = electron velocity, g = Gaunt factor representing departure from Kramers' theory, Z = ionic charge, N_e and N_i = electronic and ionic densities in cm⁻³. Mean $1/v = (2m/\pi kT)^{1/2}$ whence

$$\begin{aligned} \kappa_s &= 3.692 \times 10^8 Z^2 g T^{-1/2} v^{-3} N_e N_i \\ &= 1.370 \times 10^{-23} Z^2 \lambda^3 g N_e N_i / T^{1/2} \quad [\lambda \text{ in cm}] \end{aligned}$$

Effective linear absorption coefficient κ' after allowance for stimulated emission

$$\kappa'_s = 3.692 \times 10^8 \{1 - \exp(-h\nu/kT)\} Z^2 g T^{-1/2} v^{-3} N_e N_i$$

For small $h\nu/kT$ ($= 1.438/\lambda T$), e.g. for radio waves

$$\begin{aligned} \kappa'_s &= \frac{8}{3} \left(\frac{\pi}{6}\right)^{1/2} \frac{e^6}{c(mkT)^{3/2}} \frac{Z^2 g}{v^2} N_e N_i \quad [\kappa' \text{ in exp cm}^{-1}] \\ &= 0.0178 Z^2 g v^{-2} T^{3/2} N_e N_i \\ &= 1.98 \times 10^{-23} Z^2 g \lambda^2 N_e N_i T^{-3/2} \quad [\lambda \text{ in cm}] \end{aligned}$$

Gaunt factor in visible and near ultra-violet spectrum

$$g \simeq 1.0$$

For variations see [3].

Gaunt factor for radio waves [1, 4] and [§ 22]

$$g = (\sqrt{3/\pi}) \ln (d_3/d_1) = (\sqrt{3/\pi}) \ln \Lambda$$

$$= 10.6 + 1.90 \log T - 1.26 \log \nu - 1.26 \log Z$$

Other expressions for Λ are given in § 22 and [2, 4].

For a fully ionized plasma (with 9% He by number) the radio absorption becomes

$$\kappa' = \zeta N^2 \nu^2 T^{3/2}$$

with $\zeta = 0.021 g$. Approximate values of ζ for $\nu \simeq 100$ MHz

Solar corona	$\zeta = 0.27$	Ionosphere	$\zeta = 0.14$
Solar chromosphere	$\zeta = 0.16$	Galactic clouds	$\zeta = 0.17$

Free-free emission (Bremsstrahlung) per unit solid angle, volume, time, and frequency range

$$j_\nu = \kappa'_\nu B_\nu \quad (\text{black body})$$

$$= \frac{16}{3} \left(\frac{\pi}{6}\right)^{1/2} \frac{e^6 Z^2}{c^3 m^2} \left(\frac{m}{kT}\right)^{1/2} g \exp\left(-\frac{h\nu}{kT}\right) N_e N_1$$

$$= 5.443 \times 10^{-39} Z^2 g \exp(-c_2/\lambda T) T^{-1/2} N_e N_1$$

erg cm⁻³ s⁻¹ sr⁻¹ Hz⁻¹ [T in °K, N in cm⁻³]

Free-free emission from a cosmic plasma

$$= 6.2 \times 10^{-39} g \exp(-c_2/\lambda T) T^{-1/2} \int N_e^2 dV$$

erg s⁻¹ sr⁻¹ Hz⁻¹

where $\int N^2 dV$ (integrated over volume) is called the emission measure.

Total free-free emission

$$4\pi \int j_\nu d\nu = \frac{64\pi}{3} \left(\frac{\pi}{6}\right)^{1/2} \frac{e^6 Z^2}{hc^3 m} \left(\frac{kT}{m}\right)^{1/2} g N_e N_1$$

$$= 1.435 \times 10^{-27} Z^2 T^{1/2} g N_e N_1 \text{ erg cm}^{-3} \text{ s}^{-1}$$

and for cosmic plasma

$$= 1.64 \times 10^{-27} g T^{1/2} \int N^2 dV \text{ erg s}^{-1}$$

[1] A.Q. 1, § 41; 2, § 42.

[2] L. Spitzer, *Physics of Fully Ionized Gases*, 2nd ed., p. 148, Interscience, 1962.

[3] W. J. Karzas and R. Latter, *Ap. J. Supp.*, 6, 167, 1961.

[4] G. Chambe and P. Lantos, *Sol. Phys.*, 17, 97, 1971.

§ 44. Black-body Radiation

$$\text{Stefan-Boltzmann constant} = \frac{2\pi^5 k^4}{15c^2 h^3} = \frac{\pi^4 c_1}{15c_2^4}$$

$$\sigma = 5.6696 \times 10^{-5} \text{ erg cm}^{-2} \text{ s}^{-1} \text{ }^\circ\text{K}^{-4}$$

Black-body emittance \mathcal{F} = total flow of radiation outward from unit black-body surface at absolute temperature T

$$\mathcal{F} = \sigma T^4$$

Black-body intensity

$$B = (\sigma/\pi)T^4 = 1.80468 \times 10^{-5} T^4 \text{ erg cm}^{-2} \text{ s}^{-1} \text{ sr}^{-1} \text{ }^\circ\text{K}^{-4}$$

Radiation density u in a cavity at temperature T

$$u = aT^4 = (4\sigma/c)T^4 = 7.56464 \times 10^{-15} T^4 \text{ erg cm}^{-3} \text{ }^\circ\text{K}^{-4}$$

In a medium of refractive index n

$$B = n^2(\sigma/\pi)T^4$$

$$u = n^3(4\sigma/c)T^4$$

Similar factors apply for the Planck law with n_ν and n_λ .

Photon emission constant = $15.10611 \text{ c}/c_2^3$

$$p = 1.520334 \times 10^{11} \text{ photons cm}^{-2} \text{ s}^{-1} \text{ }^\circ\text{K}^{-3}$$

Photon flux from unit black-body surface

$$N = pT^3$$

Polarization. Black-body radiation is unpolarized, hence the intensity of radiation linearly polarized in a specific direction will be half the value quoted in the formulae.

Planck function (wavelength units)

$$(c/4)u_\lambda = \pi B_\lambda = \mathcal{F}_\lambda = 2\pi h c^2 \lambda^{-5} / (e^{hc/k\lambda T} - 1) \\ = c_1 \lambda^{-5} / (e^{c_2/\lambda T} - 1)$$

$$c_1 = 2\pi h c^2 = 3.74185 \times 10^{-5} \text{ erg cm}^2 \text{ s}^{-1} \quad [\lambda \text{ in cm}]$$

$$a_1 = (4c_1/c) = 4.9926 \times 10^{-15} \text{ erg cm}$$

$$c_2 = hc/k = 1.43883 \text{ cm }^\circ\text{K}$$

$$c'_2 = c_2 \log e = 0.62488 \text{ cm }^\circ\text{K} \quad (\text{use with common logs})$$

u_λ , B_λ , and \mathcal{F}_λ are the radiation density, intensity, and emittance for unit wavelength ranges.

Planck function (frequency units)

$$(c/4)u_\nu = \pi B_\nu = \mathcal{F}_\nu = 2\pi h \nu^3 c^{-2} / (e^{h\nu/kT} - 1)$$

Photon distribution law

$$N_\lambda = 2\pi c \lambda^{-4} / (e^{c_2/\lambda T} - 1)$$

$$N_\nu = 2\pi c^{-2} \nu^2 / (e^{h\nu/kT} - 1)$$

N_λ and N_ν are the emittance of photons per cm^2 per sec and per unit wavelength and frequency ranges.

Rayleigh-Jeans distribution (for red end of spectrum)

$$\mathcal{F}_\lambda = 2\pi ckT\lambda^{-4} = (c_1/c_2)T\lambda^{-4}$$

$$\mathcal{F}_\nu = 2\pi c^{-2}kTv^2 = 2\pi kT\lambda^{-2}$$

Wien distribution (for violet end of spectrum)

$$\mathcal{F}_\lambda = 2\pi hc^2\lambda^{-5}e^{-c_2/\lambda T} = c_1\lambda^{-5}e^{-c_2/\lambda T}$$

$$\mathcal{F}_\nu = 2\pi hc^{-2}\nu^3 e^{-h\nu/kT}$$

Wien law. Wavelength of maximum \mathcal{F}_λ or B_λ , λ_{\max}

$$T\lambda_{\max} = 0.2014052 c_2 = c_2/4.96511423 \\ = 0.28979 \text{ cm }^\circ\text{K}$$

Wavelength of maximum photon emission, λ_m

$$T\lambda_m = 0.2550571 c_2 = 0.36698 \text{ cm }^\circ\text{K}$$

Frequency of maximum \mathcal{F}_ν or B_ν , ν_m

$$Tc/\nu_m = 0.3544290 c_2 = 0.50996 \text{ cm }^\circ\text{K}$$

The three numerical constants above are $1/y$ in $y = 5(1 - e^{-y})$, $y = 4(1 - e^{-y})$ and $y = 3(1 - e^{-y})$.

The *Tables of the Planck function* give:

$$\mathcal{F}_{0-\lambda} = \int_0^\lambda \mathcal{F}_\lambda d\lambda \text{ in terms of } \mathcal{F}_{0-\infty} \quad (= \mathcal{F})$$

$$\mathcal{F}_\lambda \quad \quad \quad \text{,, ,, ,, } \mathcal{F}_{\lambda \max}$$

$$N_{0-\lambda} = \int_0^\lambda N_\lambda d\lambda \quad \text{,, ,, ,, } N_{0-\infty} \quad (= N)$$

$$N_\lambda \quad \quad \quad \text{,, ,, ,, } N_{\lambda m}$$

$$\mathcal{F}_\nu \quad \quad \quad \text{,, ,, ,, } \mathcal{F}_{\nu m}$$

Asymptotic expressions for long and short wavelengths are given as functions of $x = c_2/\lambda T = h\nu/kT$.

Absolute values may be obtained by using the following data:

$$\mathcal{F}_{0-\infty} = 6.493939 c_1(T/c_2)^4 = 5.6696 \times 10^{-5} T^4 \text{ erg cm}^{-2} \text{ s}^{-1} \text{ }^\circ\text{K}^{-4}$$

$$\mathcal{F}_{\lambda \max} = 21.20144 c_1(T/c_2)^5 = 1.2865 \times 10^{-4} T^5 \text{ erg cm}^{-3} \text{ s}^{-1} \text{ }^\circ\text{K}^{-5}$$

$$\text{For } \lambda \text{ in microns and } T = 10000 \text{ }^\circ\text{K } \mathcal{F}_{\lambda \max} = 1.2865 \times 10^{12} \text{ erg } \mu^{-1} \text{ cm}^{-2} \text{ s}^{-1}$$

$$N_{0-\infty} = 15.10611 c(T/c_2)^3 = 1.5204 \times 10^{11} T^3 \text{ photons cm}^{-2} \text{ s}^{-1} \text{ }^\circ\text{K}^{-3}$$

$$N_{\lambda m} = 30.03263 c(T/c_2)^4 = 2.1008 \times 10^{11} T^4 \text{ photons cm}^{-3} \text{ s}^{-1} \text{ }^\circ\text{K}^{-4}$$

$$\mathcal{F}_{\nu m} = 1.421436 (c_1/c)(T/c_2)^3 = 5.9561 \times 10^{-16} T^3 \text{ erg cm}^{-2} \text{ }^\circ\text{K}^{-3}$$

$$\text{For wavenumber units and } T = 10000 \text{ }^\circ\text{K, } \mathcal{F}_{\nu m} = 1.7856 \times 10^7 \text{ erg cm}^{-1} \text{ s}^{-1}.$$

Tables of the Planck function

λT	$x = c_2/\lambda T$	$\frac{\mathcal{F}_{0-\lambda}}{\mathcal{F}_{0-\infty}}$	$\frac{\mathcal{F}_\lambda}{\mathcal{F}_{\lambda \max}}$	$\frac{N_{0-\lambda}}{N_{0-\infty}}$	$\frac{N_\lambda}{N_{\lambda m}}$	$\frac{\mathcal{F}_\nu}{\mathcal{F}_{\nu m}}$
cm °K	large x	$x^3 e^{-x}$ 6.4939	$x^5 e^{-x}$ 21.201	$x^2 e^{-x}$ 2.404	$x^4 e^{-x}$ 4.780	$x^3 e^{-x}$ 1.4214
0.00	↑	↑	↑	↑	↑	↑
0.01	143.883	0.05 ⁶ 16	0.05 ³ 95	0.05 ⁸ 31	0.05 ⁴ 29	0.05 ⁶ 68
0.02	71.942	0.02 ⁶ 37	0.02 ³ 52	0.02 ⁷ 14	0.02 ⁴ 32	0.02 ⁵ 15
0.03	47.961	0.01 ⁶ 27	0.01 ³ 18	0.01 ⁷ 15	0.01 ⁴ 16	0.01 ⁵ 12
0.04	35.971	0.01 ¹ 19	0.00 ⁹ 678	0.01 ² 14	0.01 ⁰ 84	0.01 ¹ 78
0.05	28.777	0.0 ⁸ 130	0.0 ⁶ 296	0.0 ⁹ 117	0.0 ⁷ 456	0.0 ⁵ 533
0.055	26.161	0.0 ⁷ 135	0.0 ⁵ 251	0.0 ⁸ 134	0.0 ⁶ 426	0.0 ⁷ 548
0.06	23.980	0.0 ⁷ 929	0.0 ⁴ 144	0.0 ⁷ 100	0.0 ⁵ 266	0.0 ⁶ 373
0.065	22.136	0.0 ⁶ 467	0.0 ⁴ 610	0.0 ⁷ 543	0.0 ⁴ 122	0.0 ⁵ 186
0.07	20.555	0.0 ⁵ 184	0.0 ³ 205	0.0 ⁶ 229	0.0 ⁴ 442	0.0 ⁵ 723
0.075	19.184	0.0 ⁵ 594	0.0 ³ 571	0.0 ⁶ 791	0.0 ³ 132	0.0 ⁴ 231
0.08	17.985	0.0 ⁴ 164	0.00137	0.0 ⁵ 232	0.0 ³ 338	0.0 ⁴ 633
0.085	16.927	0.0 ⁴ 399	0.00292	0.0 ⁵ 597	0.0 ³ 765	0.0 ³ 152
0.09	15.987	0.0 ⁴ 870	0.00562	0.0 ⁴ 137	0.00156	0.0 ³ 328
0.095	15.146	0.0 ³ 173	0.00994	0.0 ⁴ 288	0.00291	0.0 ³ 646
0.10	14.388	0.0 ³ 321	0.01640	0.0 ⁴ 558	0.00506	0.00118
0.11	13.080	0.0 ³ 911	0.03767	0.0 ³ 173	0.01278	0.00328
0.12	11.990	0.00213	0.07253	0.0 ³ 438	0.02684	0.00752
0.13	11.068	0.00432	0.12225	0.0 ³ 951	0.04898	0.01488
0.14	10.277	0.00779	0.18606	0.00183	0.08030	0.02628
0.15	9.592	0.01285	0.26147	0.00321	0.12091	0.04239
0.16	8.993	0.01971	0.34488	0.00522	0.17011	0.06361
0.17	8.464	0.02853	0.43231	0.00795	0.22656	0.09001
0.18	7.994	0.03933	0.51993	0.01150	0.28851	0.12137
0.19	7.573	0.05210	0.60440	0.01594	0.35402	0.15720
0.20	7.194	0.06672	0.68310	0.02129	0.42117	0.19686
0.22	6.540	0.10087	0.81632	0.03478	0.55363	0.28467
0.24	5.995	0.14024	0.91215	0.05179	0.67487	0.37854
0.26	5.534	0.18310	0.97090	0.07192	0.77819	0.47286
0.28	5.139	0.22787	0.99713	0.09461	0.86070	0.56323
0.30	4.796	0.27320	0.99717	0.11930	0.92220	0.64658
0.32	4.496	0.31807	0.97740	0.14541	0.96420	0.72110
0.34	4.232	0.36170	0.94358	0.17243	0.98901	0.78587
0.36	3.997	0.40327	0.90046	0.19994	0.99933	0.84078
0.38	3.786	0.44334	0.85177	0.22756	0.99781	0.88615
0.40	3.597	0.48084	0.80032	0.25500	0.98686	0.92258
0.45	3.197	0.56428	0.67164	0.32147	0.93174	0.97990
0.50	2.878	0.63370	0.55493	0.38328	0.85534	0.99951
0.55	2.616	0.69086	0.45572	0.43953	0.77269	0.99321
0.60	2.398	0.73777	0.37399	0.49009	0.69175	0.97001
0.65	2.214	0.77630	0.30764	0.53525	0.61645	0.93645

λT	$x = c_2/\lambda T$	$\frac{\mathcal{F}_{0-\lambda}}{\mathcal{F}_{0-\infty}}$	$\frac{\mathcal{F}_\lambda}{\mathcal{F}_{\lambda \max}}$	$\frac{N_{0-\lambda}}{N_{0-\infty}}$	$\frac{N_\lambda}{N_{\lambda m}}$	$\frac{\mathcal{F}_\nu}{\mathcal{F}_{\nu m}}$
cm °K						
0.7	2.0555	0.80806	0.25411	0.57542	0.54835	0.89708
0.8	1.7985	0.85624	0.17610	0.64299	0.43428	0.81196
0.9	1.5987	0.88998	0.12481	0.69665	0.34629	0.72838
1.0	1.4388	0.91415	0.09045	0.73963	0.27883	0.65166
1.1	1.3080	0.93184	0.06692	0.77442	0.22692	0.58337
1.2	1.1990	0.94505	0.05045	0.80287	0.18664	0.52343
1.3	1.1068	0.95509	0.03869	0.82640	0.15506	0.47112
1.4	1.0277	0.96285	0.03013	0.84603	0.13005	0.42552
1.5	0.9592	0.96893	0.02380	0.86257	0.11004	0.38574
1.6	0.8993	0.97376	0.01903	0.87662	0.09386	0.35095
1.7	0.8464	0.97765	0.01539	0.88864	0.08065	0.32042
1.8	0.7994	0.98081	0.01258	0.89901	0.06978	0.29354
1.9	0.7573	0.98340	0.01037	0.90801	0.06076	0.26979
2.0	0.7194	0.98555	0.00863	0.91587	0.05321	0.24871
2.5	0.5755	0.99216	0.00383	0.94339	0.02950	0.17237
3.0	0.4796	0.99529	0.00194	0.95936	0.01799	0.12611
3.5	0.4111	0.99695	0.00109	0.96943	0.01175	0.09612
4.0	0.3597	0.99792	0.0 ³ 656	0.97618	0.00809	0.07564
5	0.2878	0.99890	0.0 ³ 279	0.98438	0.00430	0.05028
6	0.2398	0.99935	0.0 ³ 138	0.98898	0.00255	0.03580
7	0.2055	0.99959	0.0 ⁴ 758	0.99181	0.00164	0.02677
8	0.1799	0.99972	0.0 ⁴ 450	0.99368	0.00111	0.02077
9	0.1599	0.99980	0.0 ⁴ 284	0.99496	0.0 ³ 788	0.01658
10	0.1439	0.99985	0.0 ⁴ 188	0.99590	0.0 ³ 579	0.01354
15	0.0959	0.9 ⁴ 55	0.0 ⁵ 380	0.99815	0.0 ³ 176	0.00617
20	0.0719	0.9 ⁴ 80	0.0 ⁵ 122	0.99895	0.0 ⁴ 751	0.00351
30	0.0480	0.9 ⁵ 43	0.0 ⁶ 244	0.99953	0.0 ⁴ 225	0.00158
40	0.0360	0.9 ⁵ 75	0.0 ⁷ 776	0.99974	0.0 ⁵ 956	0.0 ³ 894
50	0.0288	0.9 ⁵ 88	0.0 ⁷ 319	0.99983	0.0 ⁵ 491	0.0 ³ 574
100	0.0144	0.9 ⁶ 85	0.0 ⁸ 201	0.99996	0.0 ⁶ 619	0.0 ³ 144
small x		$1 - 0.0513 x^3$	$0.0472 x^4$	$1 - 0.208 x^2$	$0.2092 x^3$	$0.7035 x^2$

[1] A.Q. 1, § 42; 2, § 43.

[2] M. Czerny and A. Walther, *Tables of the Fractional Functions for the Planck Radiation Law*, Springer, 1961.

[3] P. A. Apanasevich and V. S. Aizenshtadt, *Tables of Energy and Photon Emission*, Pergamon, Oxford.

[4] G. N. Cooke, Acknowledgement for programming.

§ 45. Reflection from Metallic Mirrors

No attempt has been made to differentiate between different methods of deposition [1].

λ	Silver	Aluminium	Speculum	Mercury	Nickel	Copper	Gold	Silicon	Platinum	Steel	Tungsten
μ	%	%	%	%	%	%	%	%	%	%	%
0.20	20	72			35	34	18	68	20	24	15
0.22	25	78			40	34	27	68	29	27	16
0.24	27	81	26		42	31	32	68	35	30	18
0.26	27	82	33	58	40	29	34	68	37	33	20
0.28	23	82	38	61	39	28	34	67	38	36	21
0.30	12	82	44	64	39	29	35	65	39	39	23
0.32	7	82	48	67	41	30	33	61	40	41	25
0.34	63	83	51	69	43	32	33	56	42	44	27
0.36	77	83	54	71	45	34	33	50	43	46	30
0.38	82	84	56	73	47	36	34	41	45	49	34
0.40	85	85	58	74	50	38	34	35	48	51	38
0.45	90	86	61	74	57	42	37	30	56	55	45
0.50	91	87	63	73	61	47	51	30	59	57	49
0.55	92	88	65	73	63	60	77	30	60	57	52
0.60	93	89	66	74	65	74	84	30	61	56	51
0.65	94	88	67	74	67	82	89	30	63	55	52
0.70	95	87	68	75	69	85	93	30	66	56	53
0.80	97	85	70	70	70	89	95	29	70	59	56
1.00	98	93	72	73	73	92	97	28	74	63	60
2.0	98	96	82	82	84	96	98	28	81	77	87
5.0	99	97	89	89	92	98	99	28	91	90	95
10.0	99	98	92	92	96	99	99	28	95	93	98

Reflections in the EUV [2, 3] are strongly dependent on the details of deposition, the age of the surface and the reflection angle. No summary can be made.

[1] A.Q. 1, § 43; 2, § 44.

[2] G. Hass and R. Jousey, *J.O.S.A.*, **49**, 593, 1959.

[3] W. R. S. Garton, *Adv. Atom Mol. Phys.*, **2**, 93, 1966.

§ 46. Visual Photometry

Units of visual photometry are given in § 12.

Relative visibility factor K_λ for normal brightness (about 5×10^{-4} stilb or greater), the photopic curve (International) (cone vision at fovea):

$$K_\lambda [1]$$

λ in Å	0	100	200	300	400	500	600	700	800	900
3000									0.0 ⁴ 4	0.0 ³ 12
4000	0.0004	0.0012	0.0040	0.0116	0.023	0.038	0.060	0.091	0.139	0.208
5000	0.323	0.503	0.710	0.862	0.954	0.995	0.995	0.952	0.870	0.757
6000	0.631	0.503	0.381	0.265	0.175	0.107	0.061	0.032	0.017	0.0082
7000	0.0041	0.0021	0.00105	0.0 ³ 52	0.0 ³ 25	0.0 ³ 12	0.0 ⁴ 6	0.0 ⁴ 3		

$$\text{Equivalent width of } K_\lambda \text{ curve} = \int K_\lambda d\lambda = 1068 \text{ \AA}.$$

Mechanical equivalent of light (experimental) [1]

$$K_\lambda \text{ lumens} \equiv 0.00147 \text{ watts}$$

$$\text{Luminous energy (in lumergs)} = 680 \int K_\lambda e_\lambda d\lambda$$

where $e_\lambda d\lambda$ is element of energy in joules.

$$1 \text{ lumen (5550 \AA radiation)} = 4.11 \times 10^{15} \text{ photons s}^{-1}$$

Relative visibility for dark-adapted eye (about 10^{-7} stilb or less), the scotopic curve (rod vision):

λ in Å	0	100	200	300	400	500	600	700	800	900
4000	0.0185	0.040	0.076	0.132	0.213	0.302	0.406	0.520	0.650	0.770
5000	0.900	0.985	0.960	0.840	0.680	0.500	0.350	0.228	0.140	0.083
6000	0.0490	0.0300	0.0175	0.0100	0.0058	0.0032	0.0017	0.0 ³ 87	0.0 ³ 44	0.0 ³ 21
7000	0.0 ³ 10									

Dark-adapted eye, 1 lumen at 5100 Å (scotopic)

$$\equiv 0.00058 \text{ watts}$$

Quantum threshold for a single scintillation with most favourable conditions for human eye

$$= 4 \text{ quanta in 0.15 sec (absorbed)}$$

$$\equiv 60 \text{ quanta in 0.15 sec (incident)}$$

Threshold intensity for large steady source [2]

$$= 1.4 \times 10^{-10} \text{ stilb}$$

Size of retinal image for 1' arc	= 4.9 μm
Eye resolving power	$\simeq 1' \simeq 5 \mu\text{m}$ at fovea
Density of rods and cones in the retina [2]	
Rods:	30×10^6 rods/sr = 2.7 rods/(') ²
Cones	1.2×10^6 cones/sr = 0.1 cones/(') ²
Density of cones in the fovea	$\simeq 50 \times 10^6$ cones/sr
Equivalent diameter of fovea region containing no rods [3]	= 1° 40'
Diameters of individual cones	= 2 $\mu\text{m} \equiv 25''$ (variable)
" " " rods	= 1 $\mu\text{m} \equiv 12''$
Approximate brightness of common objects [4]	
Candle	0.6 stilb
Acetylene (Kodak burner)	10.8 "
Welsbach (high pressure) mantle	25 "
Tungsten lamp filament	800 "
Sodium vapour lamp	70 "
Mercury vapour lamp (high pressure)	150 "
Arc crater (plain carbon)	16000 "
Clear blue sky	0.2 \leftarrow 0.6 "
Overcast sky	0.3 \leftarrow 0.7 "
Zenith Sun	165000 "
Approximate albedos [4, 5]	
White cartridge paper	0.80
Magnesium oxide (or carbonate)	0.98
Black cloth	0.012
Black velvet	0.004

[1] *A.Q.* 1, § 44; 2, § 45.[2] M. H. Pirenne, *Endeavour*, 20, 197, 1961.[3] L. C. Martin, *Technical Optics*, 1, 144, Pitman, 1948.[4] J. W. T. Walsh, *Photometry*, 3rd ed., p. 529, Dover, 1965.[5] R. A. Houston, *Treatise on Light*, Longmans, 1924.

§ 47. Photography

Photographic density $D = \log (I_0/I)$ where I is the intensity of light transmitted by the plate and I_0 the intensity transmitted in an unexposed part of the plate.

Photographic sensitivity S may be expressed by the ratio D/F , where F is the flux of radiation on the plate (in erg cm^{-2}).

Sensitivity of rather fast blue plates to 4300 Å radiation, about 1 sec exposure and low densities [1]

$$S = 5 \text{ cm}^2 \text{ erg}^{-1}$$

For X-rays with X-ray emulsions [2]

$$S = 10 \text{ cm}^2 \text{ erg}^{-1}$$

Change of sensitivity S with wavelength (in $\text{cm}^2 \text{ erg}^{-1}$)

λ in Å	3000	3500	4000	4500	5000	5500	6000	6500	7000
Blue-sensitive	3	4	4	5	3	0	0	0	0
Panchromatic	3	4	5	3.5	2.0	3.5	3.5	0.3	0.01

Density per unit photon flux (blue sensitive plates, low densities, and 4300 Å radiation)

$$= 2.5 \times 10^{-11} \text{ cm}^2 \text{ photon}^{-1}$$

Mass of silver deposited for unit photographic density

$$= 1.1 \times 10^{-4} \text{ g cm}^{-2}$$

Photographic grain diameters $\simeq 0.7 \mu\text{m}$

Number of grains for unit photographic density

$$\simeq 2 \times 10^8 \text{ grains cm}^{-2}$$

Typical thickness of photographic emulsion

$$\simeq 0.003 \text{ cm}$$

Photographic resolution—resolvable lines per mm

Fast emulsions	65
Medium speed emulsions	100
Special maximum resolution emulsions	1000

Density of star images, 1 h exposure time on fast blue plates

$$\log D = 2 \log d - 2 \log w - 0.4 m_{pg} - 0.7$$

where d = telescope O.G. diameter in inches, w = diameter of image on plate in cm, and m_{pg} = photographic magnitude. The photographic density is assumed < 1 .

Number of lumens L entering a telescope of diameter D in inches for star m_v near zenith (clear conditions)

$$\log L = 2 \log D - 0.4 m_v - 9.05$$

[1] *A.Q.* 1, § 45; 2, § 46.

[2] W. M. Burton, *Culham Labs Report*, CLM-M66, 1966.

CHAPTER 6

EARTH

§ 48. Earth Dimensions

Spheroid [1, 2, 3, 7]

Equatorial radius	$a = 6378.164 \pm 0.003 \text{ km}$
Polar radius	$c = 6356.779 \text{ km}$
Mean radius	$R_{\oplus} = (a^2c)^{1/3} = 6371.03 \text{ km}$
Length of equatorial quadrant	$= 10018.81 \text{ km}$
Length of meridional quadrant	$= 10002.02 \text{ km}$
Ellipticity	$(a-c)/a = 1/298.25 = 0.0033529$
Eccentricity	$(a^2 - c^2)^{1/2}/a = 0.08182$
Surface area	$= 5.1007 \times 10^{18} \text{ cm}^2$
Volume	$= 1.0832 \times 10^{27} \text{ cm}^3$

Depression from spheroid at lat. 45° ($\kappa = 7 \times 10^{-7}$)
 $= 4 \text{ metres}$

Ellipticity of the equator [6, 12]

$$\begin{aligned} (a_{\max} - a_{\min})/a_{\text{mean}} &= 1.6 \times 10^{-5} \\ &\equiv 100 \text{ m} \end{aligned}$$

Longitude of maxima = 20° W and 160° E

Earth mass $M_{\oplus} = (5.976 \pm 0.004) \times 10^{27} \text{ g}$

Earth mass \times gravitational constant

$$\begin{aligned} k_e^2 &= 3.98603 \times 10^{20} \text{ cm}^3 \text{ s}^{-2} \\ k_e &= 1.99651 \times 10^{10} \text{ cm}^{3/2} \text{ s}^{-1} \\ &= 0.001239 \text{ 45 } a^{3/2} \text{ s}^{-1} \\ &= 0.074367 \text{ 1 } a^{3/2} \text{ min}^{-1} \end{aligned}$$

Earth mean density $\bar{\rho}_{\oplus} = 5.518 \pm 0.004 \text{ g cm}^{-3}$

Moments of inertia [6, 7]

about rotation axis $C = 0.3306 M_{\oplus} a^2$
 $= 8.04 \times 10^{44} \text{ g cm}^2$

about equatorial axis $A = 0.3295 M_{\oplus} a^2$
 $(C - A)/C = 0.003276 = 1/305.3$

$$\begin{aligned} J_2 &= (C - A)/M_{\oplus} a^2 = 0.00108264 \\ M_{\oplus} a^2 &= 2.431 \times 10^{45} \text{ g cm}^2 \end{aligned}$$

Constants of Earth's gravitational potential [4, 5]

$$U = \frac{GM_{\oplus}}{a} \cdot \frac{a}{r} \left\{ 1 - \sum_{n=2}^{\infty} J_n \left(\frac{a}{r} \right)^n P_n(\sin \phi) \right\}$$

where

r = radial distance from Earth centre
 P_n = Legendre polynomial of degree n
 ϕ = latitude

$J_2 = 1082.64 \times 10^{-6}$	$J_3 = -2.54 \times 10^{-6}$
$J_4 = -1.58$ "	$J_5 = -0.22$ "
$J_6 = +0.59$ "	$J_7 = -0.40$ "
$J_8 = -0.2$ "	$J_9 = +0.05$ "
$J_{10} = -0.4$ "	$J_{11} = 0$ "
$J_{12} = -0.2$ "	$J_{13} = 0$ "
$J_{14} = +0.1$ "	$J_{15} = -0.4$ "
$J_{16} = +0.2$ "	$J_{17} = 0$ "
$J_{18} = -0.2$ "	$J_{19} = 0$ "
$J_{20} = 0.0$ "	$J_{21} = +0.2$ "

Angular velocity of Earth rotation (1900)
 $= 7.29211515 \times 10^{-5} \text{ rad s}^{-1}$

Angular momentum $= 5.861 \times 10^{40} \text{ cm}^2 \text{ g s}^{-1}$

Rotational energy $= 2.137 \times 10^{36} \text{ erg}$

Work required to dissipate Earth material to infinity against Earth gravitation
 $= 2.49 \times 10^{39} \text{ erg}$

Lengthening of day $= 0.0015 \text{ s century}^{-1}$

Increase of sidereal day as a result of tidal action
 $= 0.0007 \text{ s century}^{-1}$

Energy lost by tidal friction [10, 13]
 spring tide $= 2.6 \times 10^{19} \text{ erg s}^{-1}$
 mean tide $= 1.4 \times 10^{19} \text{ erg s}^{-1}$

Earth equatorial rotational velocity $= 0.46510 \text{ km/s}$

Earth escape velocity $= 11.19 \text{ km/s}$

Mean velocity of Earth in its orbit $= 29.78 \text{ km/s}$

Period P of an Earth satellite in relation to semi-major axis a , of orbit
 $a_1 = 331.3 P^{2/3}$ [a_1 in km, P in min]

Variation of latitude. The movement of the pole (axis of rotation) is compounded of two motions

- (a) free period of 434 d and semi-amplitude $0''.18$,
- (b) annual period of 365 d and semi-amplitude $0''.09$.

Earth surface

Land area [8] $= 1.49 \times 10^{18} \text{ cm}^2$

Ocean area [8] $= 3.61 \times 10^{18} \text{ cm}^2$

Mean land elevation [8, 9] $= 860 \text{ m}$

Mean ocean depth [8, 11] $= 3900 \text{ m}$

Ocean mass $= 1.45 \times 10^{24} \text{ g}$

Surface gravity g

(standard) $g_0 = 980.665 \text{ cm s}^{-2}$

(lat. 45°) $= 980.612 \text{ cm s}^{-2}$

$$g = 980.612 - 2.5865 \cos 2\phi + 0.0058 \cos^2 2\phi - 0.000308 h \text{ cm s}^{-2}$$

$$= 978.031(1 + 0.005302 \sin^2 \phi - 0.0^56 \sin^2 2\phi - 0.0^6315 h) \text{ cm s}^{-2}$$

where ϕ = astronomical latitude, h = altitude in m.

Centrifugal acceleration at equator = 3.3915 cm s^{-2}

At equator g /centrifugal acceleration = $288.38 = 1/0.003468$

Difference between astronomical or geographical latitude ϕ and geocentric latitude ϕ'
 $\phi - \phi' = 695'' \sin 2\phi - 1''.2 \sin 4\phi$

1° of latitude [2] = $111.1334 - 0.5594 \cos 2\phi + 0.0012 \cos 4\phi$ km

1° of longitude [2] = $111.4133 \cos \phi - 0.0935 \cos 3\phi$
 $+ 0.0001 \cos 5\phi$ km

Distance from sea-level to Earth centre

$$\rho = a(0.998327 + 0.001677 \cos 2\phi - 0.054 \cos 4\phi)$$

Geocentric coordinates [2]

$$\rho \sin \phi' = (S + 0.15678 h \times 10^{-6}) \sin \phi$$

$$\rho \cos \phi' = (C + 0.15678 h \times 10^{-6}) \cos \phi$$

$$\tan \phi' = (0.993305 + 0.0011 h \times 10^{-6}) \tan \phi$$

ϕ	S	C	ϕ	S	C
0°	0.993305	1.000000	50°	0.995262	1.001970
10°	0.993406	1.000101	60°	0.995809	1.002520
20°	0.993695	1.000392	70°	0.996254	1.002969
30°	0.994138	1.000838	80°	0.996456	1.003262
40°	0.994682	1.001386	90°	0.996641	1.003364
45°	0.994972	1.001678			

[1] *A.Q.* 1, § 46; 2, § 47.

[2] *Astronomical Ephemeris*.

[3] Working group. *Trans. I.A.U.* 1964, XII B, p. 593, 1966.

[4] D. G. King-Hele et al., *Planet Space Sci.*, 15, 741, 1967; 17, 629, 1969.

[5] Y. Kozai, *Pub. A.S. Japan*, 16, 263, 1964; *Smithsonian Ap. Ob.*, S.R. No. 295, 1969.

[6] A. H. Cook, *Earth's Mantle*, ed. Gaskell, p. 63, Academic Press, 1967.

[7] G. J. F. MacDonald, *Handbook of Physical Constants*, ed. Clark, p. 220, Geol. Soc. Am. Mem. 97, 1966.

[8] A. Holmes, *Principles of Physical Geology*, p. 21, Nelson, 1965.

[9] F. Verniani, *J. Geoph. Res.*, 71, 385, 1966.

[10] W. H. Munk and G. J. F. MacDonald, *Rotation of the Earth*, p. 213, Cambridge U.P., 1960.

[11] F. A. Berry, Bollay, Beers, *Handbook of Meteorology*, p. 112, McGraw-Hill, 1945.

[12] R. M. L. Baker and M. W. Makemson, *Astrodynamic*, p. 180, 2nd ed., 1967.

[13] G. R. Miller, *J. Geoph. Res.*, 71, 2485, 1966.

§ 49. Geological Time Scale

Age of Earth [2, 3, 4] = $(4.55 \pm 0.05) \times 10^9$ y

End of recent glaciation [1, 4] = 11000 y ago

Duration of each glaciation about 50000 y.

Period of glaciation and inter-glaciation [1, 4]

= 250000 y but irregular

Period of geological ice-ages [1, 4] = 250×10^6 y

Duration of each ice-age is a few million years.

Greatest age found geologically = 3.55×10^9 y

Continental movement rate [8] ≈ 2 cm/y

Geological ages

Period, Epoch	Age [1, 2, 4]	Life, Continents, etc. [1, 6, 7]
10 ⁶ y		
<i>Cainozoic</i>		
Quaternary		
Recent, Pleistocene	0 ↔ 1.5	Man
Tertiary		
Pliocene	2 ↔ 10	Higher mammals
Miocene	10 ↔ 25	Gulfs: Aden, California, Red Sea open.
Oligocene	25 ↔ 39	
Eocene	39 ↔ 57	Arctic ocean opens
Paleocene	57 ↔ 67	N. Atlantic extends
<i>Mezozoic</i>		
Cretaceous	67 ↔ 135	Modern vegetation. S. Atlantic opens
Jurassic	135 ↔ 183	Giant reptiles. America leaves Africa. Antarctic leaves Africa
Triassic	183 ↔ 225	Mammals
<i>Paleozoic</i>		
Permian		
	225 ↔ 275	Conifers, Beetles. Large Gondwana land mass
Carboniferous	275 ↔ 348	Reptiles. Coal forests
Devonian	348 ↔ 400	Land animals. Trees
Silurian	400 ↔ 435	Land plants
Ordovician	435 ↔ 500	Marine vertebrates
Cambrian	500 ↔ 590	Marine invertebrates. Rapid evolution starts
<i>Pre-Cambrian</i>		
Late Pre-Cambrian	600 ↔ 1000	Fungi. Sexual reproduction
Upper Pre-Cambrian	1000 ↔ 2000	Filamentous and green algae
Middle Pre-Cambrian	2000 ↔ 3000	Unicellular blue-green algae
Lower Pre-Cambrian	3000 ↔ 4500	Chemical evolution. Bacteria.

[1] A.Q. 1, § 47; 2, § 48.

[2] *The Phanerozoic Time-scale*, ed. A. Holmes, p. 260, Geol. Soc. Lond., 1964.[3] G. L. Cummings, *Canadian J. Sci.*, 6, 719, 1969.[4] A. Holmes, *Principles of Physical Geology*, pp. 156, 380, 677, 698, Nelson, 1965.[5] S. S. Goldich et al., *Geol. Soc. Am. Bull.*, 1971.[6] L. Knopoff, *The Earth's Mantle*, p. 171.[7] F. J. Vine, *Understanding the Earth*, ed. Gass, Smith, Wilson, p. 233, Artemis, 1971.[8] G. D. Garland, *Continental Drift*, Symp., 32, 19, 1968.[9] E. S. Barghoorn, *Scientific American*, 30 May 1971.

§ 50. Earth Crust

The Earth crust may be considered to extend from the surface to the Mohorovičić discontinuity at a depth below land of about 35 km. Since the discontinuity is higher and the solid surface lower under the oceans the crustal thickness is very small, perhaps 5 km, in some oceans.

Typical crust composition and thickness [1, 2]

- (i) Surface sediments, 2 km, both continents and oceans
- (ii) Sialic (granitic) layer (upper crust), 20 km, continents only
- (iii) Basaltic layer (lower crust) 14 km, both continents and oceans

Earth surface density [3]	= 2.60 g cm ⁻³
Density of granite	= 2.67 g cm ⁻³
" " basalt	= 2.85 g cm ⁻³
" " " sedimentaries	= 2.45 g cm ⁻³
Specific heat	
granite	= 0.20 cal g ⁻¹ °C ⁻¹
basalt	= 0.22 cal g ⁻¹ °C ⁻¹
Heat conductivity [2, 4]	
granite	= 7 × 10 ⁻³ cal °C ⁻¹ cm ⁻¹ s ⁻¹
basalt	= 5 × 10 ⁻³ cal °C ⁻¹ cm ⁻¹ s ⁻¹
Surface temperature gradient	= 2.0 × 10 ⁻⁴ °K/cm
Heat flow [2, 4]	
at surface	= 1.4 × 10 ⁻⁶ cal cm ⁻² s ⁻¹
at Moho (from mantle)	= 0.25 × 10 ⁻⁶ cal cm ⁻² s ⁻¹

Radioactive heat generation from rocks [1, 2]

Rock	U	Th	K	Total
				10 ⁻⁶ cal g ⁻¹ s ⁻¹
Sialic	2.6	2.2	0.7	5.5
Basaltic	0.6	0.7	0.2	1.5
Ultra-basic	0.01	0.01	0.00	0.02
Chondrites	0.008	0.009	0.021	0.04

Heat production of radioactive elements [1, 5]

Uranium series	0.73	cal (g of U) ⁻¹ y ⁻¹
Thorium series	0.20	cal (g of Th) ⁻¹ y ⁻¹
Potassium series	26 × 10 ⁻⁶	cal (g of K) ⁻¹ y ⁻¹

Velocity of seismic waves near surface [1, 8]

$$P = 8.11 \text{ km/s} \quad P_g = 5.598 \text{ km/s}$$

$$S = 4.33 \text{ km/s} \quad S_g = 3.402 \text{ km/s}$$

where $P \equiv$ longitudinal, $S \equiv$ transverse; subscript $_g \equiv$ direct surface wave.

Earthquake degree scale (descriptive) and magnitudes (kinetic energy, logarithmic) [2]

Mercalli degree scale	Characteristics	Richter magnitude M	Max. ground acceleration
I	Seismographic detection only	3	cm s ⁻²
IV	Moderate. Felt walking	4.3	100
VI	Strong. Some damage	5.2	500
IX	Houses collapse	6.8	4000
XII	Catastrophic. Total destruction (rate \approx 10/century) Severest known	8.6 8.9	10000

Release of earthquake energy, E

Individual earthquakes [2]

$$\log E \text{ (in ergs)} = 5.8 + 2.4M$$

$$\text{Total rate for Earth} = 10^{26} \text{ erg/y}$$

Electrical resistivity for surface material (very variable) [1, 6, 7].

Sea water	21 Ω cm
Moist loam, clays, dense alluvia	100 \leftrightarrow 3000 Ω cm
Top soil (for electronics)	10000 Ω cm
Sedimentary rocks (new)	1000 \leftrightarrow 30000 Ω cm
" " (old)	30000 \leftrightarrow 200000 Ω cm
Igneous rocks	50000 \leftrightarrow 300000 Ω cm
Coarse gravel, sand, sandstone	10 ⁵ \leftrightarrow 10 ⁶ Ω cm

- [1] *A.Q.* 1, § 48; 2, § 49.
- [2] A. Holmes, *Principles of Physical Geology*, pp. 900, 1002, Nelson, 1965.
- [3] *Handb. of Phys. Constants*, ed. Clark, p. 20, Geol. Soc. Am., 1966.
- [4] A. H. Cook, also R. P. von Herzen, *The Earth's Mantle*, ed. Gaskell, pp. 63 and 221, Academic Press, 1967.
- [5] G. J. F. MacDonald, *J. Geoph. Res.*, 64, 1967, 1959.
- [6] F. E. Terman, *Electronic and Radio Engineering*, 4, p. 808, McGraw-Hill, 1955.
- [7] S. Chapman and J. Bartels, *Geomagnetism*, p. 423, Oxford, 1940.
- [8] H. Jeffreys, *The Earth*, p. 73, Cambridge U.P., 1952.

§ 51. Earth Interior

Main layers of Earth interior [3]

Region	Name	Depth range	P and S velocity gradients
		km	
A	Crust	0 \leftrightarrow 33 (variable)	Complex
B	Upper	33 \leftrightarrow 410	Normal
C	mantle	410 \leftrightarrow 1000	Greater than normal
D'	Lower	1000 \leftrightarrow 2700	Normal
D''	mantle	2700 \leftrightarrow 2900	Near zero
E	Outer core	2900 \leftrightarrow 4980	Normal P
F	Transition	4980 \leftrightarrow 5120	Negative P
G	Inner core	5120 \leftrightarrow 6370	Subnormal P

- [1] *A.Q.* 1, § 49; 2, § 50.
- [2] K. E. Bullen, *Geophys. J.*, 9, 233, 1965.
- [3] K. E. Bullen, *Earth's Mantle*, ed. Gaskell, pp. 11, 28, Academic Press, 1967.
- [4] S. P. Clark and A. E. Ringwood, *Earth's Mantle*, ed. Gaskell, p. 111, Academic Press, 1967.

Earth interior physical data

The regional discontinuities are shown as horizontal lines between the regions. r = distance from Earth centre, \mathcal{R}_{\oplus} = Earth radius, T = temperature, ρ = density, g = gravity, P = pressure, \mathcal{M}_r = mass within radius r , \mathcal{M}_{\oplus} = Earth mass, μ = shear modulus, k = bulk modulus.

Depth km	Region	$\frac{r}{\mathcal{R}_{\oplus}}$	T (?) [1, 4]	ρ [1, 2, 3]	g	P [1, 3, 4]	$\frac{\mathcal{M}_r}{\mathcal{M}_{\oplus}}$	Seismic velocity		Elastic constants	
								P long. [1, 2, 3]	S trans. [1, 2, 3]	μ [1, 2, 3]	k [1, 2, 3]
			$^{\circ}\text{K}$	g cm^{-3}	cm s^{-2}	dyn cm^{-2}		km/s		10^{12} CGS	
0		1.000	287	2.6	981	0.000	1.000	5.6	3.4	0.26	0.44
10	A	0.998	460	2.7	982	0.003	0.998	6.0	3.6	0.3	0.51
				3.0				6.6	3.8	0.4	0.68
33		0.995	700	3.3	984	0.009	0.992	7.9	4.4	0.63	1.17
100	B	0.984	1200	3.4	986	0.031	0.972	8.0	4.5	0.67	1.25
200		0.969	1700	3.6	989	0.068	0.944	8.2	4.55	0.76	1.46
410		0.936	2200	3.9	994	0.142	0.886	9.05	4.98	0.93	1.88
600	C	0.906	2500	4.1	995	0.218	0.827	10.20	5.65	1.32	2.58
1000		0.843	3000	4.6	994	0.40	0.705	11.43	6.35	1.87	3.53
1500	D'	0.765	3500	4.9	985	0.63	0.584	12.17	6.67	2.17	4.30
2000		0.686	3800	5.1	986	0.87	0.474	12.80	6.92	2.48	5.11
2500		0.608	4100	5.3	1000	1.12	0.380	13.35	7.16	2.78	5.92
				5.6							
2700		0.576	4300	5.6				13.62			
	D''			5.7				13.62	7.31	3.00	6.50
2900		0.545		9.7	1030	1.36	0.315	8.1	0.00	0.00	6.3
3000		0.529	4500	9.8	1010	1.45	0.296	8.2			6.6
3500	E	0.451	5000	10.4	880	1.93	0.193	8.9			8.2
4000		0.372	5500	11.1	760	2.38	0.115	9.5			9.8
4500		0.294	5800	11.4	620	2.83	0.055	10.0		0.00	11.4
				12.0					0.00	0.00	12.2
4980		0.218						10.4	2.07	0.51	12.2
	F	0.215	6000	12.5	500	3.20	0.025	10.1	1.24	0.20	13.2
5120		0.196		12.7				9.7	4.05	2.08	13.2
5500	G	0.137	6200	12.9	330	3.5	0.007	11.2		1.7	14.0
6000		0.058	6300	13.0	140	3.7	0.001	11.3		1.4	14.4
6371		0.000	6400	13.0	0	3.7	0.000	11.3	3.16	1.3	14.7

§ 52. Atmosphere

Dry air at standard temperature and pressure (STP)

Standard temperature

$$T_0 = 0^{\circ}\text{C} = 273.15^{\circ}\text{K} = 32^{\circ}\text{F}$$

Standard pressure

$$P_0 = 760 \text{ mmHg} = 29.921 \text{ inch-Hg} \\ = 1013.250 \text{ millibar} = 1033.23 \text{ g-wt cm}^{-2}$$

Standard gravity

$$g_0 = 980.665 \text{ cm s}^{-2} = 32.174 \text{ ft s}^{-2}$$

Air density

$$\rho_0 = 0.0012928 \text{ g cm}^{-3}$$

Molecular weight

$$M_0 = 28.970$$

Mean molecular mass

$$= 4.810 \times 10^{-23} \text{ g}$$

Molecular root-mean-square velocity

$$(3RT_0/M_0)^{1/2} = 4.85 \times 10^4 \text{ cm s}^{-1}$$

Speed of sound	$= (\gamma P_0 / \rho_0)^{1/2} = (\gamma R T_0 / M_0)^{1/2}$ $= 3.31 \times 10^4 \text{ cm s}^{-1}$
Specific heats	$c_p = 0.2403 \text{ cal g}^{-1} \text{ }^\circ\text{C}^{-1}$ $c_v = 0.1715 \text{ cal g}^{-1} \text{ }^\circ\text{C}^{-1}$
Ratio	$c_p / c_v = \gamma = 1.401$
Molecules per cm^3	$N = 2.688 \times 10^{19}$
Molecular diameter	$\sigma = 3.46 \times 10^{-8} \text{ cm}$
Mean free path	$= 1 / (\sqrt{2} \pi N \sigma^2)$ $= 6.98 \times 10^{-6} \text{ cm}$
Coefficient of viscosity	$= 1.72 \times 10^{-4} \text{ poise}$
Thermal conductivity	$= 5.6 \times 10^{-5} \text{ cal cm}^{-1} \text{ s}^{-1} \text{ }^\circ\text{K}^{-1}$
Refractive index	$n = 1 + 2.876 \times 10^{-4} + 1.629 \times 10^{-6} \lambda^{-2}$ $+ 1.36 \times 10^{-8} \lambda^{-4}$ [λ in μm]
Rayleigh scattering (molecular)	$\sigma_m = 1.060 \times 32\pi^3 (n-1)^2 / 3N\lambda^4$ $= 350(n-1)^2 / N\lambda^4 \text{ exp/cm}$ [λ in cm] $\simeq 1.09 \times 10^{-8} \lambda^{-4.05} \text{ exp/cm}$ [λ in μm]

Composition of atmosphere [1, 2]

1 atmo-cm = thickness of layer in cm when reduced to STP
 $= 2.687 \times 10^{19} \text{ molecules cm}^{-2}$

Gas	Molecular weight	Fraction of dry air		Amount	Notes
		by volume	by weight		
		$\times 10^{-6}$	$\times 10^{-6}$	atmo-cm	
N ₂	28.013	780840	755230	624000	
O ₂	31.999	209470	231420	167400	
H ₂ O	18.015	1000 ↔ 28000	600 ↔ 17000	800 ↔ 22000	b d
Ar	39.948	9340	12900	7450	
CO ₂	44.010	320	500	260	a
Ne	20.179	18.2	12.7	14.6	
He	4.003	5.24	0.72	4.2	
CH ₄	16.043	1.8	1.0	1.4	
Kr	83.80	1.14	3.3	0.91	
CO	28.010	0.06 ↔ 1	0.06 ↔ 1	0.05 ↔ 0.8	a
SO ₂	64.06	1	2	1	a
H ₂	2.016	0.5	0.04	0.4	
N ₂ O [3]	44.012	0.27	0.5	0.2	
O ₃	47.998	0.01 ↔ 0.1	0.02 ↔ 0.2	0.25	b c
Xe	131.30	0.087	0.39	0.07	
NO ₂	46.006	0.0005 ↔ 0.02	0.0008 ↔ 0.03	0.0004 ↔ 0.02	a
Rn	222	0.0 ¹³⁶	0.0 ¹²⁵	5×10^{-14}	
NO	30.006	trace	trace	trace	a

Notes: a = greater in industrial areas c = increases in ozone layer
 b = meteorological or geographical variations d = decreases with height.

Some additional atoms or molecules may be detected spectroscopically in the night sky or aurorae, § 61.

Water vapour

Water vapour-pressure e in saturated air over pure water or ice [4]

T in °C	-30	-20	-10	0	+10	+20	+30	+40
e in mmHg	0.29	0.77	1.95	4.58	9.21	17.5	31.8	55.3
e in millibar	0.38	1.03	2.60	6.11	12.27	23.37	42.45	73.78

Water-vapour density = $2.886 \times 10^{-4} e/T$ g cm⁻³ [T in °K, e in mmHg]

1 cm precipitable water = 1245 cm STP water vapour

Density of moist air = $4.645 \times 10^4 (B - 0.378 e)/T$ g cm⁻³

where B = total pressure, B and e in mmHg.

Mean change of water vapour-pressure with height h [1]

$$\log(e_h/e_0) = -h/6 \quad [h \text{ in km}]$$

Total water-vapour above height h

$$= 0.21 e_h 10^{-h/22} \text{ cm precipitable water}$$

$$\approx 0.21 e_h \text{ cm precipitable water per unit air mass}$$

where h is in km, e_h = water vapour-pressure in mmHg at height h .

Homogeneous atmosphere, scale heights, and gradients

Scale height of atmosphere (height for pressure change of one exponential ratio)

$$RT/M_0g = 2.93 \times 10^3 T \text{ cm} \quad [T \text{ in } ^\circ\text{K}]$$

Height of homogeneous atmosphere = $H = RT/M_0g$

Ground T in °C	-30	-15	0	15	30
H in km	7.113	7.552	7.991	8.430	8.869

Mass of atmosphere per cm² = 1035 g

Total mass of Earth atmosphere (above land and sea) [2]

$$= 5.136 \times 10^{21} \text{ g}$$

Moment of inertia of Earth atmosphere [5]

$$= 1.413 \times 10^{39} \text{ g cm}^2$$

Adiabatic temperature gradient $g/c_p J = 9.76$ °C per km

Mean temperature gradient in troposphere

$$= 6.5 \text{ }^\circ\text{C per km}$$

Mass per unit area of 1 atmo-cm of gas of molecular weight M

$$= 4.461 \times 10^{-5} M \text{ g cm}^{-2}$$

[1] *A.Q.* 1, § 50; 2, § 51.

[2] F. Veriani, *J. Geoph. Res.*, 71, 385, 1966.

[3] D. R. Bates and P. B. Hays, *Planet Space Sci.*, 15, 189, 1967.

[4] R. M. Goody, *Atmospheric Radiation*, 1, p. 400, Oxford, 1964.

[5] N. S. Sidorenkov and D. I. Stekhnovskii, *Sov. A.*, 15, 869, 1972.

§ 53. Variation of Meteorological Quantities with Latitude

The table averages the Northern and Southern hemispheres which differ in detail as a result of different land distributions. T = temperature, P = pressure.

Latitude	Mean air <i>T</i> sea-level	Seasonal <i>T</i> range land	Ocean <i>T</i>	Total <i>P</i> sea level	Water vapour <i>P</i> sea level	Tropopause		
						<i>T</i>	height	<i>P</i>
°	°C	°C	°C	mmHg	mmHg	°C	km	mmHg
0	27	1	27	758	21	-86	17.0	60
10	26	3	26	759	20	-81	16.6	74
20	24	6	24	761	18	-74	15.5	97
30	20	9	20	763	14	-66	13.7	127
40	13	13	14	761	9	-61	11.8	160
50	6	17	7	756	5	-58	9.8	198
60	-2	21	2	751	2	-55	9.0	233
70	-10	26	0		1	-54	8.1	258
80	-18	29	-2			-53	7.8	285
90	-25							

[1] *A.Q.* 1, § 51; 2, § 52.

[2] Napier Shaw, *Manual of Meteorology*, 2, Cambridge, 1936.

[3] F. A. Berry, Bollay, Beers, *Handbook of Meteorology*, p. 675, McGraw-Hill, 1945.

§54. Extensions of Earth Atmosphere and Distribution with Height

h = height above sea level

T = temperature

$r = \mathcal{R}_{\oplus} + h$ = distance from Earth centre

\mathcal{R}_{\oplus} = Earth radius

Atmospheric layers and transition levels [1, 4]

Layer	h in km	Characteristics and notes
Troposphere	0 ↔ 12	Weather variations
Tropopause	12	See § 53
Stratosphere	12 ↔ 50	Inversion. T increase with h
Stratopause	50	
Mesosphere	50 ↔ 80	T decrease with h
Mesopause	85	Noctilucent clouds
Thermosphere	> 85	T increase with h
Ozonsphere	12 ↔ 50	Ozone layer
Ionosphere	> 70	Ionized layers
Exosphere	> 1000	No molecular collisions
Homosphere	< 100	Mixing of major constituents
Heterosphere	> 100	Composition governed by diffusion

Layer in which atoms are more than half ionized

> 1000

Van Allen belts [4, 11]	r in \mathcal{R}_{\oplus}
Inner belt	1.6
Outer belt	3.7

Magnetosphere [9, 10]	
In solar direction	10.5
Bow shock in solar direction	13.5
Tail radius from Sun-Earth axis	18

Conditions

P = pressure T = temperature ρ = density
 H = pressure scale height l = mean free path
 N = number density, molecules + atoms + ions (not electrons)
 $\simeq N_e$ (electron density) above 1000 km

Mean physical conditions and altitude [1, 3, 4, 5]

h	$\log P$	T [2]	$\log \rho$ [6]	$\log N$	H	$\log l$
km	in dyn cm ⁻²	°K	in g cm ⁻³	in cm ⁻³	km	in cm
0	6.01	288	-2.91	19.41	8.4	-5.2
1	5.95	282	-2.95	19.36	8.3	-5.1
2	5.90	275	-3.00	19.31	8.2	-5.1
3	5.85	269	-3.04	19.28	8.0	-5.0
4	5.79	262	-3.09	19.23	7.8	-5.0
5	5.73	256	-3.13	19.19	7.5	-5.0
6	5.67	249	-3.18	19.14	7.2	-4.9
8	5.55	236	-3.28	19.04	6.8	-4.8
10	5.42	223	-3.38	18.98	6.6	-4.7
15	5.08	217	-3.71	18.61	6.3	-4.4
20	4.75	217	-4.05	18.27	6.4	-4.0
30	4.08	230	-4.74	17.58	6.8	-3.4
40	3.47	253	-5.39	16.92	7.4	-2.7
50	2.91	273	-5.98	16.34	8.1	-2.1
60	2.36	246	-6.50	15.82	7.3	-1.6
70	1.73	216	-7.07	15.26	6.5	-1.1
80	1.00	183	-7.72	14.60	5.5	-0.4
90	0.19	183	-8.45	13.80	5.5	+0.4
100	-0.53	210	-9.30	12.98	6.4	+1.3
110	-1.14	260	-10.00	12.29	8.1	+2.1
120	-1.57	390	-10.62	11.69	11.8	+2.7
150	-2.32	780	-11.67	10.66	24	+3.7
200	-3.06	1200	-12.5	9.86	35	+4.3
250	-3.55	1400	-13.1	9.3	46	+4.7
300	-4.0	1500	-13.6	8.9	54	+5.1
400	-4.7	1500	-14.5	8.1	70	+5.8
500	-5.4	1600	-15.2	7.4	80	+6.4
700	-6.4	1600	-16.5	6.4	110	+7.3
1000	-7.4	1600	-17.8	5.2	150	
2000	-8.1	1800	-18.7	4.3		
3000	-8.3	2000	-19.0	4.0		
5000	-8.4	3000	-19.4	3.6		
10000	-8.6	15000	-20.0	3.0		
20000	-9.0	50000	-20.7	2.0		
30000	-9.6	1 × 10 ⁵	-21.2	1.0		
50000	-9.8	2 × 10 ⁵	-21.6	0.6		

Diurnal and solar activity variations from mean values

Diurnal: upper sign → day value
 lower sign → night value
 Solar: upper sign → sunspot maximum, $R \approx 100$
 lower sign → sunspot minimum, $R \approx 0$ [§ 87]

h	P, ρ, N [1, 3, 7, 8]		T [1, 3, 7, 8]		H [1, 3]	
	Diurnal	Solar	Diurnal	Solar	Diurnal	Solar
km	dex		°K		km	
200	± 0.08	± 0.14	± 110	± 150	± 5	± 4
500	± 0.34	± 0.45	± 200	± 180	± 10	± 6
1000	± 0.2	± 0.4	± 200	± 180	0	0

Molecular weight μ , composition, and molecular collision frequency ν_μ [3, 7, 8]

h	μ	Composition by number					$\log \nu_\mu$
		N ₂	O ₂	O	He	Ar or H	
km		%	%	%	%	%	in s ⁻¹
100	28.30	76	18	5	0	1 (Ar)	4.45
150	25.12	60	9	31	0		1.25
200	22.37	44	5	51	0		0.70
300	18.36	17	1	81	1		-0.15
400	16.36	6	0	91	3		-0.85
500	14.8	2	0	86	12		-1.45
700	9.1	0	0	44	55	1 (H)	-2.40

Super-rotation of atmosphere [13], expressed by the ratio (atmosphere/Earth) of the angular velocity of rotation

h in km	200	250	300	350	400
super-rotation	1.1	1.2	1.3	1.4	1.1

[1] A.Q. 1, § 52; 2, § 53.
 [2] A. P. Willmore, *Space Sci. Rev.*, **11**, 607, 1970.
 [3] *CIRA 1965 Reference Atmosphere*, North-Holland, 1965.
 [4] *Handbook of Geophysics*, USAF, pp. 1, 18, Macmillan NY, 1960.
 [5] Ja. L. Al'pert, *Space Sci. Rev.*, **6**, 419, 1967.
 [6] K. Fea, *Planet Space Sci.*, **14**, 291, 1966.
 [7] J. G. Jacchia, *10th Rep. S.T.P.*, *Planet Space Sci.*, **12**, 355, 1964.
 [8] D. G. King-Hele and E. Quinn, *Planet Space Sci.*, **13**, 693, 1965.
 [9] J. H. Wolfe and D. S. Intriligator, *Space Sci. Rev.*, **10**, 511, 1970.
 [10] G. D. Mead, *The Solar Wind*, ed. Machin and Neugebauer, p. 337, Jet Prop. Lab., 1966.
 [11] J. A. van Allen, *J. Geoph. Res.*, **64**, 1683, 1959.
 [12] D. G. King-Hele and D. W. Scott, *Planet Space Sci.*, **15**, 1913, 1967; **18**, 1433, 1970.
 [13] D. G. King-Hele, *Roy. Air Estab.*, TR 71171, 1971.

§ 55. Atmospheric Refraction and Air Path

Refractive index n of dry air, at pressure $p = 760$ mmHg, and temperature $t = 15^\circ\text{C}$ [1, 2, 5]

$$(n-1) \times 10^6 = 64.328 + \frac{29498.1}{146 - (1/\lambda_0)^2} + \frac{255.4}{41 - (1/\lambda_0)^2}$$

where λ_0 is the vacuum wavelength in μm .

Refractive index for other temperatures and pressures [1, 2]

$$(n_{t,p} - 1) = (n_{15,760} - 1) \frac{p[1 + (1.049 - 0.0157t) \times 10^{-6}p]}{720.883(1 + 0.003661t)}$$

where t is in $^\circ\text{C}$ and p in mmHg.

For water vapour-pressure f (in mmHg) the refraction factor $(n-1) \times 10^6$ is reduced [1, 2] by

$$\frac{0.0624 - 0.000680/\lambda^2}{1 + 0.003661t} \quad \text{with } \lambda \text{ in } \mu\text{m}$$

Refractive index of air for radio waves [1, 3, 4]

$$(n_{t,p,f} - 1) \times 10^6 = 287.8 \frac{p}{760} \cdot \frac{1}{1 + 0.00366t} + \frac{0.33f}{1 + 0.00366t} + \frac{6.70f}{(1 + 0.00366t)^2}$$

p and f in mmHg, t in $^\circ\text{C}$

$$\simeq 78 P/T + 3.9 \times 10^5 e/T^2$$

with P in mb, T in $^\circ\text{K}$, e = water vapour in mb.

Atmospheric refraction

$$R = z_t - z_a$$

where z_t = true zenith distance

z_a = apparent (i.e. refracted) zenith distance

General constant of refraction (760 mmHg, 0°C)

$$R_0 = 60''.3$$

For normal temperature conditions the refraction becomes

$$R = 58''.3 \tan z_a - 0''.067 \tan^3 z_a$$

Refractive index n and constant of refraction $R_0 = (n^2 - 1)/2n^2$ for air, $t = 0^\circ\text{C}$, $p = 760$ mmHg and water vapour-pressure $f = 4$ mmHg. For other temperatures and pressures multiply by $p/(760 + 2.9t)$ where the factor $2.9t$ makes an approximate allowance for the change of water-vapour content with temperature [1, 5].

λ	$n-1$	R_0	λ	$n-1$	R_0	λ	$n-1$	R_0
μm	$\times 10^{-6}$	"	μm	$\times 10^{-6}$	"	μm	$\times 10^{-6}$	"
0.20	340.0	70.10	0.40	298.2	61.48	1.2	288.6	59.50
0.22	329.1	67.85	0.45	295.6	60.94	1.4	288.3	59.44
0.24	321.2	66.25	0.50	294.1	60.63	1.6	288.1	59.40
0.26	315.4	65.03	0.55	292.9	60.38	1.8	288.0	59.37
0.28	310.9	64.10	0.60	292.0	60.20	2.0	287.9	59.35
			0.65	291.4	60.07	3.0	287.7	59.31
0.30	307.6	63.42				4.0	287.6	59.29
0.32	304.9	62.86	0.70	290.7	59.93	Radio waves $f = 10$ mmHg 355 73.2		
0.34	302.7	62.42	0.80	290.0	59.79			
0.36	300.9	62.03	0.90	289.4	59.66			
0.38	299.5	61.75	1.00	289.0	59.58			

Refraction and air mass. The refraction is shown for $p = 760$ mmHg and $t = 10^\circ\text{C}$; for other values of p and t multiply the refraction $R = z_t - z_a$ by $p/\{760(0.962 + 0.0038t)\}$. The mass of air in the path varies with p and t in the same way as for refraction [1, 2, 3, 6, 7, 8, 9]. Note that the air mass is comparable with the $\text{Ch}(\chi)$ function of § 60 with $Q = 1000$.

z_a	z_t	R	sec z_a	Air mass	z_a	z_t	R	sec z_a	Air mass
		[1, 3, 8]		[1, 6, 7, 9]			[1, 3]		[1, 6, 7, 9]
0	0 0	0	1.000	1.000	80	80 5	319	5.76	5.60
10	10 0	10	1.015	1.015	81	81 6	353	6.39	6.18
20	20 0	21	1.064	1.064	82	82 7	394	7.19	6.88
30	30 1	34	1.155	1.154	83	83 7	444	8.21	7.77
40	40 1	49	1.305	1.304	84	84 8	509	9.57	8.90
45	45 1	59	1.414	1.413	85	85 10	593	11.47	10.40
50	50 1	70	1.556	1.553	86	86 12	706	14.34	12.44
55	55 1	84	1.743	1.740	87	87 14	865	19.11	15.36
60	60 2	101	2.000	1.995	88	88 18	1103	28.65	19.8
65	65 2	125	2.366	2.357	89.0	89 25	1481	57.3	27.0
70	70 3	159	2.924	2.904	89.51	90 00	1760	116	32
75	75 4	215	3.864	3.816	90.0	90 35	2123	∞	38

[1] A.Q. 1, § 53; 2, § 54.
 [2] C. D. Coleman, Bozman, Meggers, *Tables of Wavenumbers*, N.B.S. Monograph 3, Washington, 1960.
 [3] *Landolt-Börnstein Tables*, VI, 1, pp. 49, 52, 1965.
 [4] B. R. Bean, *Proc. I.R.E.*, 50, 260, 1962.
 [5] H. Barrell, *J. Opt. Soc. Am.*, 41, 295, 1951.
 [6] A. Bemporad, *Mitt. Heidelberg*, No. 4, 1904.
 [7] E. Schoenberg, *Handb. Astrophys.*, II/1, 171, 264, 1929.
 [8] A. I. Nefedeva, *Kazan Iz.*, 36, 1, 1968.
 [9] C. M. Snell and A. M. Heiser, *P.A.S.P.*, 80, 336, 1968.

§ 56. Continuous Absorption of Atmosphere

The table quotes exponential absorption coefficient for a stated quantity of absorbing matter which is approximately the amount in unit air mass of the normal atmosphere. For the molecular scattering (Rayleigh Scattering) 6% has been added for the depolarizing factor [§ 37].

Rayleigh scattering per atmosphere = $1.04 \times 10^5 (n-1)^2 / \lambda^4$ [λ in μm]
 where n is the refractive index.

For ozone the decadic absorption coefficients quoted [3] are multiplied by 0.691 to give exponential absorption for 0.3 atmo-cm. In the interesting region 2800–3200 Å the empirical formula for the ozone decadic absorption per atmo-cm γ is

$$\log \gamma = 17.58 - 56.4\lambda \quad [\lambda \text{ in } \mu\text{m}]$$

For the dust and aerosol haze the distribution with λ is taken as $\lambda^{-\alpha}$ with $\alpha = 1.3$ [4]. The dust absorption represents normally clear conditions for a large object (such as the Sun) when the small angle scatter will still reach the wide angle receptor. For

Continuous atmospheric absorption

λ	Molecular scattering	Ozone	Dust, clear conditions	Total	Transmission
μm	per atmosphere	per 3 mm at S.T.P.	per atmosphere		
0.20	7.36	2.4	0.24	20	0.00
0.22	4.76	17	0.21	27	0.00
0.24	3.21	65	0.19	68	0.00
0.26	2.25	88	0.17	89	0.00
0.28	1.63	34	0.157	36	0.00
0.30	1.21	3.2	0.143	4.5	0.011
0.32	0.92	0.24	0.132	1.30	0.273
0.34	0.71	0.02	0.122	0.84	0.43
0.36	0.56	0.00	0.113	0.68	0.51
0.38	0.448	0.000	0.106	0.55	0.58
0.40	0.361	0.000	0.099	0.46	0.63
0.45	0.223	0.001	0.084	0.31	0.73
0.50	0.144	0.012	0.074	0.23	0.79
0.55	0.098	0.031	0.065	0.195	0.82
0.60	0.068	0.044	0.058	0.170	0.84
0.65	0.0495	0.023	0.053	0.126	0.88
0.70	0.0366	0.008	0.048	0.092	0.911
0.80	0.0215	0.001	0.040	0.062	0.939
0.90	0.0133	0.000	0.035	0.048	0.953
1.0	0.0087		0.030	0.039	0.962
1.2	0.0042		0.024	0.028	0.972
1.4	0.0022		0.019	0.021	0.979
1.6	0.0013		0.016	0.017	0.983
1.8	0.0008		0.014	0.015	0.985
2.0	0.0005		0.012	0.013	0.987
3.0	0.0001		0.008	0.008	0.992
5.0	0.0		0.006	0.006	0.994
10.0	0.0		0.005	0.005	0.995

pinhole reception, normally used for stars, this column would represent very good conditions. In very hazy conditions the dust values would need to be increased by a factor which could be as large as 10.

Absorption in magnitudes = 1.086 × exponential absorption

Stellar absorption approximations for a clear atmosphere [1]

Visual (*V*) absorption $\simeq 0.20$ mag/air mass

Blue (*B*) absorption $\simeq 0.34 - 0.03(B - V)$ mag/air mass

U-V (*U*) absorption $\simeq 0.65 - 0.01(B - V)$ mag/air mass

Clear blue-sky brightness *B* in $\text{erg cm}^{-2} \text{s}^{-1} \text{\AA}^{-1} \text{sr}^{-1}$ [5]. *B* is evaluated for zenith distance 45°; λ in μm .

λ	0.32	0.34	0.36	0.38	0.40	0.45	0.50	0.55	0.60	0.65	0.70
<i>B</i>	2.2	3.6	3.8	4.1	5.0	5.6	4.5	3.8	3.4	2.5	1.6

[1] *A.Q.* 1, § 54; 2, § 55.

[2] H. C. van de Hulst, *Atmosphere of Earth and Planets*, ed. Kuiper, p. 49, 1948.

[3] E. Vigroux, *Contr. Inst. d'Ap.*, Paris, A. No. 152, 1953.

[4] *Landolt-Börnstein Tables*, VI/1, p. 51, Springer, 1965.

[5] C. W. Allen, *Gerlands Beitr. z. Geoph.*, 46, 32, 1935.

§ 57. Ultra-violet Absorption of Atmospheric Gases

The table gives $\log \sigma_\lambda$, where σ_λ is the absorption cross-section of the atmospheric molecules. The exponential absorption coefficient k_λ (per atmo-cm, i.e. per cm at STP) is given by

$$\log k_\lambda = \log \sigma_\lambda + 19.43$$

In order to determine the atmospheric absorption from the data it is necessary to introduce the atomic and molecular composition of the atmosphere which is not well known, § 54. However it will be noticed that for $\lambda < 800 \text{\AA}$ the absorption per N or O atom is much the same in three columns.

The column h_1 , gives the height representing unit optical depth in the atmosphere.

i = irregular with λ because of lines and bands. Values at specified λ may differ by ± 1 dex

e = absorption edge. λ given in notes

M = absorption maximum. λ given in notes

m = absorption minimum. λ given in notes

Ultra-violet absorption

λ	log σ_λ [1, 2, 3, 4]				h_1 [1, 2, 5, 6]	λ at e, M, m
	O ₂	O, O ₃	N ₂	H ₂ O		
Å	in cm ²				km	λ in Å
		O [7]				
0.01		-23.81	-23.60			
0.02		-23.68	-23.44			
0.05		-23.56	-23.27			
0.1	-23.12	-23.43	-23.17		34	
0.2	-23.00	-23.28	-23.07		36	
0.5	-22.51	-22.80	-22.70		43	
1	-21.75	-22.05	-22.00		56	
2	-20.89	-21.19	-21.13		73	
5	-19.72	-20.01	-19.95		88	
10	-18.87	-19.25	-19.09		101	
20	-18.63	-18.42	-18.13		115	
50	-18.23	-18.71 ^e	-18.7 ^e		107	O 23; N ₂ 31
100	-17.72	-18.04	-17.9		124	
150	-17.35	-17.45	-17.5		133	
200	-17.08	-17.25	-17.25	-17.32	142	
300	-16.77	-17.07	-17.05	-16.70	156	
400	-16.64	-16.91 ^e	-16.87	-16.60	163	O 310
500	-16.60	-16.87 ^e	-16.72	-16.83	171	O 435
600	-16.58	-16.90	-16.68	-16.77	175	
700	-16.6 i	-17.12 ^e	-16.69	-16.83	175	O 664
800	-16.8 i	-17.51 ^e	-17.22 ^e	-16.89	152	O 732, N ₂ 799
900	-17.2 i	-17.53 ^e	-17.4	-16.83	124	
1000	-17.7 i	e	-18.3	-17.0 i ^e	107	O 910, H ₂ O 984
						O 1023
1100	-18.5 i		-19.4	-17.2 i	95	
1200	-18.4 i			-17.2 i _M	80	
1300	-18.3 i			-17.1 i _M	100	H ₂ O 1280
1400	-16.84 _M	O ₃		-18.05 _m	110	O 1430, H ₂ O
1500	-16.88 _M	-18.32		-17.97 _m	110	1440
1600	-17.28	-17.96		-17.45 _M	110	
1700	-17.96	-18.09		-17.40 _M	100	H ₂ O 1650
1800	-19.8 i	-18.12		-18.11	80	
1900	-21.6	-18.29		-18.3	40	
2000	-22.7	-18.53 _m			35	O ₃ 1980
2200	-23.2	-17.72			38	
2400	-23.8	-17.08 _M			40	
2600		-16.96 _M			42	O ₃ 2550
2800		-17.36			35	
3000		-18.38			20	

[1] *A.Q.* 1, § 55; 2, § 56.[2] C. W. Allen, *Space Sci. Rev.*, 4, 91, 1965.[3] R. B. Norton, Van Zandt, Denison, *Conf. Ionosphere*, p. 26, Inst. Phys. London, 1963.[4] H. E. Hinteregger, Hall, Schmidtke, *Space Research*, 5, 1175, 1965.[5] *Landolt-Börnstein Tables*, Group VI, 1, p. 51, Springer, 1965.[6] R. Wilson and Boksenberg, *Ann. Rev., Astron. Ap.*, 7, 421, 1969.[7] D. E. Knight, Uribe, Woodgate, *Planet Space Sci.*, 20, 161, 1972.

§ 58. Long-wave Absorption of Atmospheric Gases

Bands made up of discrete lines do not obey the Lambert absorption law and the absorption coefficient must be replaced by its analogue b_λ such that the transmission is $f(b_\lambda l)$ where l is the layer thickness

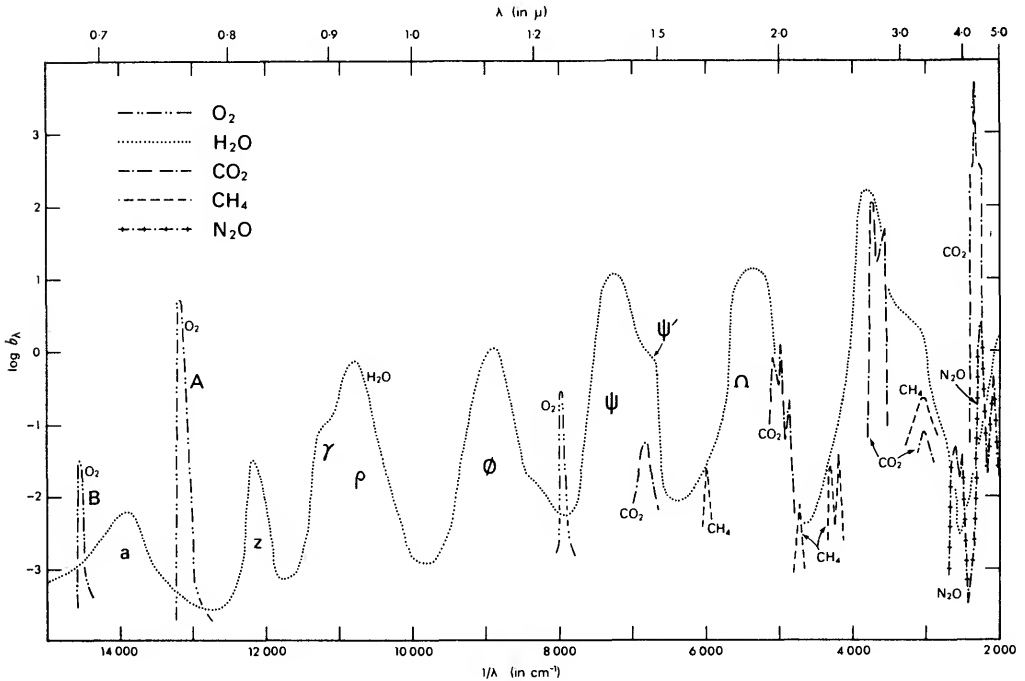
For the function f we adopt the relation [1, 2]:

$\log(b_\lambda l)$	$f(b_\lambda l)$	$\log(b_\lambda l)$	$f(b_\lambda l)$	$\log(b_\lambda l)$	$f(b_\lambda l)$	$\log(b_\lambda l)$	$f(b_\lambda l)$
-3.0	1.000	-1.2	0.878	0.0	0.500	+1.2	0.064
-2.5	0.991	-1.0	0.836	+0.2	0.414	+1.4	0.030
-2.0	0.972	-0.8	0.785	+0.4	0.329	+1.6	0.011
-1.8	0.957	-0.6	0.723	+0.6	0.252	+1.8	0.002
-1.6	0.936	-0.4	0.653	+0.8	0.176	+2.0	0.000
-1.4	0.911	-0.2	0.579	+1.0	0.111		

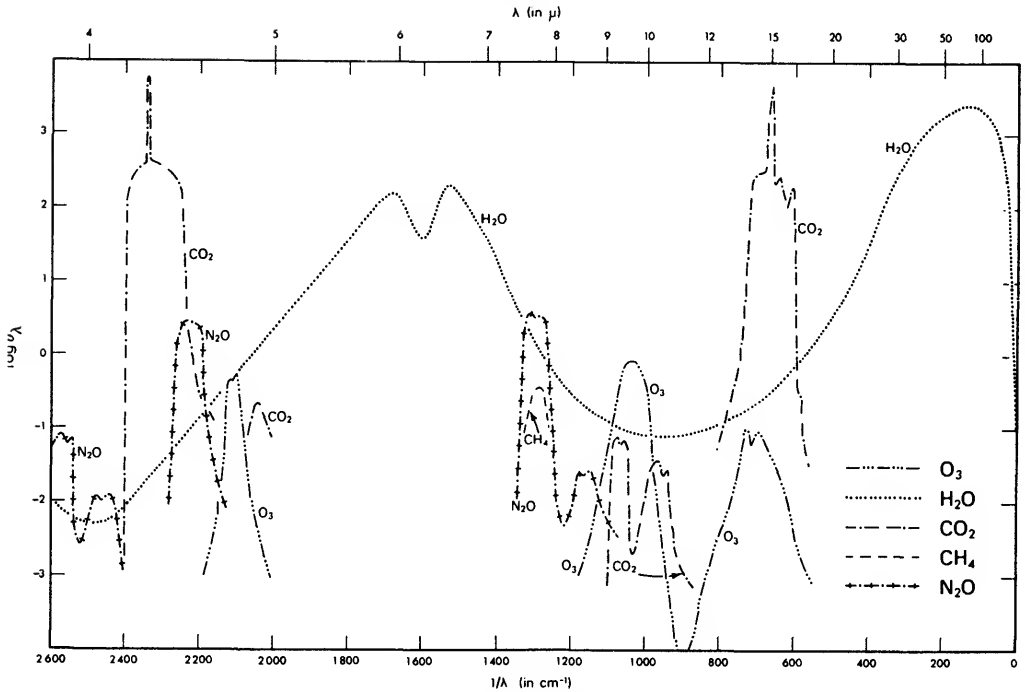
The quantity b_λ is the reciprocal of the thickness (in the chosen units) that would give 50% absorption or transmission. Values of $\log b_\lambda$ for individual atmospheric gases are given in the diagrams. The unit chosen for l is an amount normally found in 1 air mass, as follows:

- H₂O unit of l = 1245 atmo-cm = 1 cm precipitable water
- O₂ " = 167600 atmo-cm
- O₃ " = 0.3 "
- CO₂ " = 220 "
- N₂O " = 0.4 "
- CH₄ " = 1.2 "

The b_λ values are seriously influenced by total pressure for which no systematic allowance has been made in the diagrams.



Infrared band absorption of atmospheric gases



Infrared band absorption of atmospheric gases

Absorption at the short-wave end of the radio window. The table gives exponential absorption coefficients k_λ for

167600 atmo-cm of O_2
and 1245 atmo-cm of H_2O = 1 cm ppt. water

λ	ν	k_λ [2, 3, 4, 6]	
		O_2	H_2O
cm	GHz		
0.3	100	0.1	0.03
0.4	75	0.4	0.02
0.5	60	25	0.01
0.6	50	0.4	0.01
0.8	37.5	0.05	0.01
1.0	30	0.03	0.02
1.2	25	0.02	0.06
1.5	20	0.02	0.02
2.0	15	0.015	0.003
3.0	10	0.013	0.0009

- [1] *A.Q.* 1, § 56, 2, § 57.
- [2] R. M. Goody, *Atmospheric Radiation*, 1, Oxford C.P., 1964.
- [3] J. L. Pawsey and R. N. Bracewell, *Radio Astronomy*, p. 341, Oxford C.P., 1955.
- [4] M. L. Meeks, *J. Geoph. Res.*, 66, 3749, 1961.
- [5] L. D. Gray, *J.Q.S.R.T.*, 7, 143, 1967.
- [6] P. Turon-Lacarrieu and J.-P. Verdet, *Aun. d'Ap.*, 31, 237, 1968.
- [7] C. C. Ferriso et al., *J.Q.S.R.T.*, 6, 241, 1966.

§ 59. Transmission of Atmosphere to Solar Radiation

The table gives the fractional transmission of the atmosphere to total solar radiant energy through clear (dust-free) air

Air mass	Water vapour in cm of precipitable water per unit air mass					
	0.0	0.5	1.0	2.0	3.0	4.0
0.5	0.902	0.852	0.837	0.821	0.812	0.805
1.0	0.859	0.794	0.778	0.762	0.752	0.745
2.0	0.796	0.715	0.699	0.682	0.671	0.644
3.0	0.743	0.652	0.636	0.618	0.609	0.604
4.0	0.704	0.607	0.590	0.572	0.565	0.560

[1] *A.Q.* 1, § 57; 2, § 58.

[2] W. B. Rimmer and C. W. Allen, *Mem. Comm. Obs.*, Canberra, 3, No. 11, 1950.

§ 60. Ionosphere

f_o, f_x = ordinary, and extraordinary critical frequency

f_H = gyro-frequency for magnetic field H

ν_{ei}, ν_{en} = collision frequency of mean electron with ions, and neutral particles

ν_{in} ($\approx \nu_{nn}$) = collision frequency of ion with neutral particles

N_o = electron density (numbers per unit volume)

N_{max} = maximum electron density of an ionospheric layer

$$= (\pi m/e^2) f_o^2 = 1.2404 \times 10^4 f_o^2 \text{ cm}^{-3} \quad [m = \text{electron mass, } f \text{ in MHz}]$$

$$= (\pi m/e^2)(f_x^2 - f_x f_H) = 1.2404 \times 10^4 (f_x^2 - f_x f_H) \quad [f_x, f_H \text{ in MHz}]$$

$$f_H = (e/2\pi mc)H = 2.7994 H \text{ MHz} \quad [H \text{ in gauss}]$$

In this equation H is strictly the magnetic flux density (generally denoted B) in gauss but in free space it is numerically equal to the magnetic field in oersted.

α = recombination coefficient, with recombination rate = $\alpha N_i N_o$ where i = ion, o = electron, and normally $N_i = N_o$

β = attachment-like coefficient, with electron attachment rate = βN_o

q = ionizing rate (derived, e.g., from Sun's spectrum and ionospheric absorption coefficients), then

$$dN_o/dt = q - \alpha N_o^2 - \beta N_o \quad [\text{usually either } \alpha \text{ or } \beta]$$

R = sunspot number, h = altitude, χ = zenith distance

$$\phi = \text{Faraday rotation} = \frac{e^3}{2\pi m^2 c^2} \cdot \frac{1}{f^2} \int_0^\infty NH \cos \theta dz$$

$$= (2.36 \times 10^4 / f^2) \int_0^\infty NH \cos \theta dz$$

with ϕ in radians, e in esu, f in Hz, H in gauss, angle θ between field and ray, and integration along the path. The rotation is in a corkscrew sense when the magnetic field is in the *same* direction as the radiation.

Collision frequency ν_{en} [7]

$$\nu_{en} = [1.11 \times 10^{-7} N(N_2) + 7 \times 10^{-8} N(O_2)] u \text{ s}^{-1}$$

where u is electron energy in eV, and N the number density in cm^{-3} .

Photon efficiency of ionization [9]

$$\eta = 360/\lambda \quad 20 < \lambda < 1000 \quad [\lambda \text{ in } \text{\AA}]$$

$$\simeq 20 \quad \lambda < 20$$

The ionosphere as a whole

Equivalent thickness below maximum [5]

$$B = 60 \text{ km}$$

Equivalent thickness above maximum [5]

$$A = 220 \text{ km}$$

Total electron content $\int_0^\infty N_e dh = N_{\max}(A + B) \simeq 3 \times 10^{13} \text{ cm}^{-2}$

Ionospheric layers

Quantity	Unit	D	E	F ₁	F ₂
Altitude of N_{\max}	km	80	115	170	300
Molecular and atomic density	cm^{-3}	4×10^{14}	10^{12}	2×10^{10}	10^9
Behaviour		Regular	Chapman theory		Anomalous
f_o $R = 0, \chi = 0$ [6]	MHz	0.2	3.29	4.40	6.9
$R = 100, \chi = 0$			3.90	5.38	11.9
N_{\max} $R = 0, \chi = 0$ [6]	cm^{-3}	600	1.34×10^5	2.40×10^5	5.9×10^5
$R = 100, \chi = 0$			1.88×10^5	3.59×10^5	17.7×10^5
q $R = 0$ [1, 8]	$\text{cm}^{-3} \text{ s}^{-1}$	0.2	500	700	100
$R = 100$			1000	1500	300
Layer thickness	km	15	25	60	300
$\int q dh$ $R = 0$	$\text{cm}^{-2} \text{ s}^{-1}$		1.2×10^9	4×10^9	3×10^9
$R = 100$			2.5×10^9	9×10^9	9×10^9
Ionizing emission at Sun's surface $R = 0$	photon $\text{cm}^{-2} \text{ s}^{-1}$		5×10^{13}	18×10^{13}	14×10^{13}
$R = 100$			12×10^{13}	40×10^{13}	40×10^{13}
Recombination α [9, 10]	$\text{cm}^{-3} \text{ s}^{-1}$	10^{-6}	16×10^{-8}	4×10^{-8}	10^{-9}
Attachment β day [1, 8]	s^{-1}		10^{-3}	10^{-3}	3×10^{-4}
β' night	s^{-1}				5×10^{-5}
ν_{ei}	s^{-1}	3	400	200	400
ν_{en} [2, 7]	s^{-1}	7×10^5	3000	250	10
T	$^\circ\text{K}$	180	320	1000	1500

Variations with height

h	$\log N_e$ (day)	$\log \alpha$ [9, 10]	$\log \beta$ [1, 8]	$\log \nu_{on}$ [2, 7]	$\log \nu_1$ $\simeq \log \nu_{nn}$
	in cm^{-3}	in $\text{cm}^{-3} \text{s}^{-1}$	in s^{-1}	in s^{-1}	in s^{-1}
60	1.7	-5.2	-5.3	7.3	
70	2.2	-5.5	-5.1	6.6	
80	2.7	-6.3	-4.5	5.9	
90	3.5	-6.5	-4.0	5.2	
100	4.8	-6.7	-3.3	4.6	4.5
110	5.1	-6.9		4.1	3.9
120	5.1	-6.8	-3	3.7	3.3
150	5.3	-7.1	-3	3.0	2.2
200	5.4	-7.4	-3.2	2.1	1.0
250	5.7	-8.3	-3.5	1.5	0.4
300	5.9	-9.2	-3.9	1.0	-0.1
400	5.6	-10.3	-5	0	-0.9
500	5.3	-10.8	-6	-1	-1.6
600	4.9	-11.0	-6	-2	
1000	4.5	-11	-7		
3000	3.7	-11	-8		
10000	2.9	-11	-9		

Allowance for Earth curvature in formulae for ionization and absorption. The factor $\sec \chi$ in such formulae should be replaced by $\text{Ch}(x, \chi)$ [3], where χ is Sun's zenith distance, $x = Q + (h - h_0)/H$, $Q = (a + h_0)/H$, H = scale height, a = Earth radius, h = height, h_0 = height of maximum ionization rate.

$\text{Ch}(x, \chi)$ [1, 3, 4]

Q	χ sec χ	30°	45°	60°	75°	80°	85°	90°	95°
		1.155	1.414	2.000	3.864	5.76	11.47	∞	
50		1.148	1.389	1.901	3.228	4.19	5.82	8.93	16
100		1.151	1.401	1.946	3.473	4.70	7.07	12.58	30
200		1.153	1.407	1.972	3.646	5.10	8.28	17.76	68
400		1.154	1.411	1.985	3.742	5.38	9.33	25.09	220
800		1.154	1.412	1.993	3.800	5.55	10.15	35.46	1476
1000		1.155	1.413	1.994	3.812	5.59	10.35	39.65	

[1] *A.Q.* 1, § 60; 2, § 161.
 [2] E. V. Thrane and W. R. Piggott, *J.A.T.P.*, 28, 721, 1966.
 [3] S. Chapman, *Proc. Phys. Soc.*, 43, 26, 483, 1931; B 66, 710, 1953
 [4] W. Swider, *Planet Space Sci.*, 12, 761, 1964.
 [5] R. S. Roger, *J.A.T.P.*, 26, 475, 1964.
 [6] C. W. Allen, *Terr. Mag.*, 53, 433, 1948.
 [7] A. V. Phelps and J. L. Pack, *Phys. Rev.*, 121, 798, 1961.
 [8] H. Rishbeth, *J.A.T.P.*, 26, 657, 1964; 28, 911, 1966.
 [9] C. W. Allen, *Space Sci. Rev.*, 4, 91, 1965.
 [10] L. Thomas, *J.A.T.P.*, 33, 157, 1971.

§ 61. Night Sky and Aurorae

Night sky brightness units

$$\begin{aligned}
 1 \text{ photon} &= 1.986 \times 10^{-8} / \lambda_A \text{ ergs } [\lambda_A \text{ in } \text{\AA}] \\
 1 \text{ rayleigh [4]} &= R = 10^6 \text{ photons emitted in all directions per} \\
 &\quad \text{cm}^2 \text{ vertical column per sec} \\
 &= 1.58 \times 10^{-3} / \lambda_A \text{ erg cm}^{-2} \text{ s}^{-1} \text{ sr}^{-1} \text{ at zenith} \\
 &= 1.96 \times 10^{-11} \text{ stilb for } \lambda \simeq 5500 \text{ \AA} \\
 1 (m_v = 10) \text{ star deg}^{-2} \text{ near } 5500 \text{ \AA} \text{ through clear atmosphere} \\
 &= 0.0036 \text{ R/\AA} \\
 &= 0.072 \times 10^{-9} \text{ stilb}
 \end{aligned}$$

Night sky brightness [1, 2, 8]

Source	Photographic	Visual	Photometry
	10th mag stars ($^{\circ}$) ⁻²		10 ⁻⁹ stilb
Air glow (near zenith)			
Atomic lines	0	40	3
Bands and continuum	30	50	4
Zodiacal light (away from zodiac)	60	100	6
Faint stars, $m > 6$ (gal. pole)	16	30	2
(mean sky)	48	95	7
(gal. equator)	140	320	23
Diffuse galactic light	10	20	1
Total brightness (zenith, mean sky)	145	290	21
(15° alt, mean sky)	190	380	28

Colour index of night sky $\simeq +0.7$

Airglow intensity increase with latitude: ratio (lat. 70°/lat. 20°)
 $\simeq 2$

Airglow variation with solar activity (R = sunspot number):

5577 Å line ratio ($R = 100/R = 0$) $\simeq 1.6$.

For other radiations the variation is less.

Full Moon sky brightness

Photographic	Visual
10th mag stars ($^{\circ}$) ⁻²	
11000	1000

For other phases of the Moon multiply by $\phi(\alpha)$ [§ 66].

Variation of sky brightness throughout twilight [9]:

Sun's altitude below horizon	0°	6°	12°	18°
Log (sky brightness)	+2.7	0.0	-2.0	-3.1

Spectral emissions in the night sky [1, 2, 6]

Source	λ , etc.	Intensity		
		Night	Twilight	Aurora
	Å		R	kR
O I	5577	300	180	100
"	6300-64	200	1000	50
N I	10400			100
"	3466			7
"	5199		10	1
O I	Photogr. IR and far UV			50
N II	Visible and far UV			45
Na I	5890-96 summer	30	1000	1
	winter	180	5000	1
H I	H α , 6563	12		10
"	L α , 1216	2500		100
Ca II	3933-67		150	
Li I	6708		200	
N ₂	IR 1st positive			2000
"	UV 2nd positive			100
"	Blue, Vegard-Kaplan	100		150
N ⁺	UV, vis. 1st negative		1000	
"	6300 \leftrightarrow 8900			2500
O ₂	3000 \leftrightarrow 4000, Herzberg	1000		
"	8645 Atm (0, 1)	1000		400
"	15800 Atm IR		20000	1000
OH	15800 (4, 2)	150000		
"	vis (5, 0) (7, 1) (8, 2) (9, 3)	130		
"	Total OH [3]	10 ⁶		

Zone of maximum auroral activity

Geomag. lat. = 68°

Auroral heights

Sharp lower boundary = 98 km

Maximum emission = 110 km

Normal upper extremity = 300 km

Sunlit upper extremity = 700 km (1000 km in extreme cases)

Flux of monoenergetic protons required to produce 10 kR of H α in the zenith [5].

Initial energy	Minimum penetration height	H α photons protons	Proton flux	Total incident energy flux
keV	km		cm ⁻² s ⁻¹	eV cm ⁻² s ⁻¹
130	100	60	1.6 × 10 ⁸	2.1 × 10 ¹³
27	110	27	5 × 10 ⁸	1.4 × 10 ¹³
8.5	120	7	14 × 10 ⁸	1.2 × 10 ¹³

Auroral International Coefficients of Brightness [4]

I.C.B. I	5577 brightness =	1 kR \approx 10 ⁻⁸ stilb
II	„ „ =	10 kR \approx 10 ⁻⁷ „
III	„ „ =	100 kR \approx 10 ⁻⁶ „
IV	„ „ =	1000 kR \approx 10 ⁻⁵ „

For relation's between energy, rigidity, velocity, and geomagnetic latitude of incoming particles, see § 130.

- [1] *A.Q.* 1, § 61; 2, § 62.
 [2] F. E. Roach and L. L. Smith, *N.B.S., Tech. Note No. 214*, 1964.
 [3] Meinel, ref. M. Nicolet, *7th Rep. Sol.-Terr. Relations*, 165, 1951.
 [4] D. M. Hunten, Roach, Chamberlain, *J.A.T.P.*, 8, 345, 1951.
 [5] J. W. Chamberlain, *Ann. Geoph.*, 17, 90, 1961.
 [6] V. I. Krassovsky, Shefor, Yarin, *Planet Space Sci.*, 9, 883, 1962.
 [7] P. M. Millman, *Physics and Dynamics of Meteors*, I.A.V. Symp., 33, 84, 1968.
 [8] *Landolt-Börnstein Tables*, Group VI, 1, 61, 1965.
 [9] G. V. Rozenberg, *Twilight*, Plenum, N.Y. 1966.

§ 62. Geomagnetism

Earth's magnetic dipole moment (1970) [1, 2, 7]

$$= 7.98 \times 10^{25} \text{ EMU}$$

$$- 0.04 \times 10^{25} \text{ EMU per decade}$$

Direction of dipole N (1970) [1, 2]

$$\text{lat} = 78^\circ.6 \text{ N} \quad \text{long} = 70^\circ.1$$

$$+ 0^\circ.04 \text{ per decade} \quad + 0^\circ.07 \text{ per decade}$$

Eccentric dipole (1970) [3, 7]

$$\text{Displacement from Earth centre} = 462 \text{ km} = 0.0725 \mathcal{R}_\oplus$$

$$\text{towards } 18^\circ.3 \text{ N} \quad 147^\circ.8 \text{ E}$$

Poles of eccentric dipole (1970, and variation per decade)

$$81^\circ.5 \text{ N} \quad + 0^\circ.2 \text{ N/dec} \quad 86^\circ.8 \text{ W} \quad + 1^\circ.4 \text{ W/dec}$$

$$75^\circ.1 \text{ S} \quad - 0^\circ.2 \text{ S/dec} \quad 119^\circ.3 \text{ E} \quad - 0^\circ.7 \text{ E/dec}$$

Location of 90° dip for eccentric dipole (1970)

$$82^\circ.8 \text{ N} \quad + 0^\circ.14 \text{ N/dec} \quad 145^\circ.9 \text{ W} \quad + 5^\circ.5 \text{ W/dec}$$

$$67^\circ.4 \text{ S} \quad - 0^\circ.6 \text{ S/dec} \quad 129^\circ.2 \text{ E} \quad - 0^\circ.9 \text{ E/dec}$$

Geomagnetic poles (dip-poles) [1, 4, 7]

$$\text{N pole (90° dip)} \quad 76^\circ \text{ N} \quad 101^\circ \text{ W}$$

$$\text{S pole (90° dip)} \quad 66^\circ \text{ S} \quad 140^\circ \text{ E}$$

Horizontal magnetic field H at geomag. equator

$$= 0.31 \text{ gauss (0.29} \leftrightarrow \text{0.40)}$$

Vertical magnetic field Z at geomag. N pole

$$= 0.58 \text{ gauss}$$

Vertical magnetic field Z at geomag. S pole

$$= 0.68 \text{ gauss}$$

Dipole magnetic field

$$H = 0.309 \cos \phi \text{ gauss } [\phi = \text{geomag. lat.}]$$

$$Z = 0.618 \sin \phi \text{ gauss}$$

World maps in geomag. coordinates, see [4]

Zone of maximum geomagnetic activity

$$\text{geomag. lat.} = 68^\circ$$

Sq overhead current system

Node of EW currents lat. = 38°
 Current between node and either pole or equator (at equinox and zero sunspots)
 = 59000 ampere

Relation between K_p index, a_p index, and γ change in a 3-hour period for mid-latitude stations (lat. $\simeq 45^\circ$) [1, 4, 5]

K_p index	0	1	2	3	4	5	6	7	8	9
a_p index	0	4	7	15	27	48	80	145	220	380
γ ($= 10^{-5}$ gauss)	0	5	10	20	40	70	120	200	330	500 ∞

The factors by which the γ figures are to be multiplied range from 0.6 at low latitudes (although higher at the geomagnetic equator itself) to 5.0 in the auroral zone.

Relation between various daily indices

$C9$	0	1	2	3	4	5	6	7	8	9
$C_p \simeq C_1$	0.05	0.25	0.45	0.65	0.85	1.05	1.30	1.60	1.90	2.20
$A_p = \text{mean } a_p$	3	5	8	11	15	20	31	52	109	240
$K_p \text{ sum} = \sum K_p$	6	10	15	18	22	26	33	39	49	64
Max K_p	$1\frac{1}{2}$	$2\frac{1}{2}$	$3\frac{1}{2}$	4	$4\frac{1}{2}$	5	6	7	8	9

- [1] *A.Q.* 1, § 62; 2, § 63.
- [2] A. T. Price, *The Earth's Mantle*, ed. Gaskell, 125, Academic Press, 1967.
- [3] W. D. Parkinson and J. Cleary, *Geoph. J.*, 1, 346, 1958.
- [4] *Handbook of Geophys.*, p. 10-10, Macmillan NY, 1960.
- [5] J. Bartels, *Cp and Kp tabulations and diagrams*, Göttingen, Ak. Wiss., 1884 \leftrightarrow 1950, 1951; 1937 \leftrightarrow 1958, 1958.
- [6] *Tabulations of Solar-Geophysical Data*, A.S.D.C., Boulder, Monthly.
- [7] I.A.G.A. Commission 2, *J. Geoph. Res.*, 74, 4407, 1969.

§ 63. Meteorites and Craters

Occurrence of stone and iron meteorites [1, 2]

	Meteorites seen falling	Meteorite finds
Irons	6%	66%
Stony-irons	2%	8%
Stones	92%	26%

The figures represent the relative difficulty of *finding* stony meteorites; the *seen falling* column should represent relative abundance. The higher percentage of stones among meteorites as compared with meteors is probably related to their larger size.

Density of meteorites [1]

Irons	7.5 \leftrightarrow 8.0 g cm ⁻³
Stony-irons	5.5 \leftrightarrow 6.0 g cm ⁻³
Stones	3.0 \leftrightarrow 3.5 g cm ⁻³

Fall of meteors large enough to be seen and found [1, 2]

$$= 2 \text{ meteorites day}^{-1} \text{ over whole Earth}$$

For total mass of meteor falls, see § 72.

Most probable size of found meteorites [2]

Irons 15 kg

Stones 3 kg

Meteor mass before entry to Earth atmosphere

≈ 100 kg

Mass of greatest known meteorite

original mass = 8×10^4 kg

The Siberian meteorite of 1908 was probably greater than this.

Crater/meteor ratio

(material displaced in meteor crater)/(meteorite)

= 60000

Meteor energy required to produce terrestrial or lunar craters of diameter d

= $4 \times 10^{13} d^3$ erg [d in metres]

Energy of 1 kiloton of TNT

= 4.2×10^{19} erg

Meteor crater diameter and depth. The following relation applies approximately to *new* meteor craters, bomb craters, and lunar craters.

	in m	1	10	100	1000	10000	100000
Diameter	in m	0.12	2.7	27	180	1000	4700
Depth from rim	in m		0.5	7	70	370	1200

Selected meteorite craters [1, 3]

Crater name, location	Discovery year	Lat.	Long.	Number of craters	Diam. of largest crater	Rim height above	
						outer plane	crater floor
Barringer, Arizona, USA	1891	35 02 N	111 01 W	1	m 1240	39	190
Tunguska, Siberia, USSR	1908	60 55 N	101 57 E	10+	52		
Odessa, USA	1921	31 48 N	102 30 W	2	170	3	4
Dalgaranga, Australia	1923	27 45 S	117 05 E	1	70		5
Õsel, Kaalijärv, Estonia	1927	58 24 N	22 40 E	7	100		15
Campo del Cielo, Argentine		28 40 S	61 40 W	Many	75	1	
Henbury, Australia	1931	24 34 S	133 10 E	13	150		15
Wabar, Arabia	1932	21 30 N	50 28 E	2	100		12
Haviland, Kansas, USA	1933	37 35 N	99 10 W	1	14		3
Boxhole, Australia	1937	22 37 S	135 12 E	1	175		15
Wolf Creek, Australia	1947	19 18 S	127 46 E	1	820	30	60
Hérault, France	1950	43 32 N	3 08 E	6	230	0	50
Chubb, New Quebec, Canada	1950	61 17 N	73 40 W	1	3400	100	380
Aouelloul, Mauritania	1950	20 17 N	12 42 W	1	300		20
Brent, Ontario, Canada	1951	46 04 N	78 29 W	1	3200		70
Murgab, Tadzhik, SSR	1952	38 05 N	76 16 E	2	80		15
Deep Bay, Sask, Canada	1956	56 24 N	103 00 W	1	13000		340
Reiskessel, Bavaria	1904	48 53 N	10 37 E	1	24000		
Clearwater lakes, Quebec	1954	56 10 N	74 20 W	2	26000		30

[1] *A.Q.* 2, § 64.

[2] H. Brown, *J. Geoph. Res.*, **65**, 1679, 1960; **66**, 1316, 1961.

[3] J. H. Freeberg, *U.S. Geol. Survey Bull.*, **1220**, 1966.

CHAPTER 7

PLANETS AND SATELLITES

§ 64. Planetary System

Total mass of planets	= 447.8 M_{\oplus} [$M_{\oplus} = 5.976 \times 10^{27}$ g]
" " " satellites	= 0.12 M_{\oplus}
" " " minor planets	= 0.0003 M_{\oplus}
" " " meteoric and cometary matter	= 10^{-9} M_{\oplus}
" " " planetary system	= 448.0 $M_{\oplus} = M_{\odot}/743.2$
Total angular momentum of planetary system [1,2]	= 3.148×10^{50} g cm ² s ⁻¹
Total kinetic energy of planetary system (translational)	= 1.99×10^{42} erg
Total rotational energy of planets	= 0.7×10^{42} erg
Invariable plane of the solar system [1, 2, 3]:	
Longitude of ascending node Ω	$\Omega = 106^{\circ} 44' + 59' T$
Inclination	$I = 1^{\circ} 39' - 0'.3 T$
where T is epoch in centuries from 1900.0.	
Period of comet or asteroid	= $1.00004027a^{3/2}$ tropical years
where a is semi-major axis of orbit in AU.	

Planet names and Bode's law. Bode's law expresses the distances of planets from the Sun in terms of the Earth's distance as $0.4 + 0.3 \times 2^n$ where n is $-\infty$ for Mercury, 0 for Venus, 1 for Earth, 2 for Mars, 3 for asteroids, etc.

Planet	(prefix)	(genitive)	Bode's law n	AU	Planetary distance AU
Mercury			$-\infty$	0.4	0.39
Venus		Cytherean	0	0.7	0.72
Earth	Geo.	Terrestrial	1	1.0	1.00
Mars	Aero.	Martian	2	1.6	1.52
Asteroids		Asteroidal	3	2.8	2.9
Jupiter	Zeno.	Jovian	4	5.2	5.20
Saturn	Saturni		5	10.0	9.54
Uranus		Uranian	6	19.6	19.2
Neptune		Neptunian	7	38.8	30.1
Pluto			8	77.2	39.5

[1] *A.Q.* 1, § 82; 2, § 65.

[2] G. M. Clemence and D. Brouwer, *A.J.*, 60, 118, 1955.

[3] *Handb. Brit. Astron. Assn.* (Annual).

§ 65. Planetary Orbits and Physical Elements

The orbital elements are not tabulated with full precision normally required for ephemeris work since that would entail an elaborate definition of certain elements. The epoch (except for L) is $1900 + l$ centuries. The longitude of perihelion ϖ is measured from γ , whence $\varpi = \Omega + \omega$ where ω is the longitude of perihelion measured from the ascending node along the orbit. Ω and L (the longitude) are also measured from γ .

For secular variation of planetary orbits: see [20].

Planetary

Planet		Semi-major axis of orbit		Sidereal period		Synodic period	Mean daily motion	Mean orbit vel.
		[1, 2, 3, 4]	[1, 2, 3, 4]	[1, 2, 3, 4]	[1, 3]	[1, 2, 3]	[1, 3]	
		AU	10 ⁶ km	Tropical years	Days	Days	°	km/s
Mercury	♿	0.387099	57.9	0.24085	87.969	115.88	4.092339	47.89
Venus	♀	0.723332	108.2	0.61521	224.701	583.92	1.602131	35.03
Earth	♁	1.000000	149.6	1.00004	365.256		0.985609	29.79
Mars	♂	1.523691	227.9	1.88089	686.980	779.94	0.524033	24.13
Jupiter	♃	5.202803	778.3	11.86223	4332.589	398.88	0.083091	13.06
Saturn	♄	9.53884	1427.0	29.4577	10759.22	378.09	0.033460	9.64
Uranus	♅	19.1819	2869.6	84.0139	30685.4	369.66	0.011732	6.81
Neptune	♆	30.0578	4496.6	164.793	60189	367.49	0.005981	5.43
Pluto	♇	39.44	5900	247.7	90465	366.73	0.003979	4.74

Physical

Planet	Semi-diam. (equator)		Radius (equator) R_e		Ellipticity	Volume	Reciprocal mass (including satellites)	Mass \mathcal{M} (excluding satellites)
	at 1 AU	at mean C or O		R_e	$\frac{R_e - R_p}{R_p}$			
	[1, 7]	[1, 7]	[1, 7, 8, 17]	$\oplus = 1$	[1, 7, 8]	[1, 7]	[1, 7, 8, 18, 19]	$\oplus = 1$ $\oplus + \text{☾} = 1.0123$
	"	"	km	$\oplus = 1$		$\oplus = 1$	$1/\odot = 1$	
Mercury	3.37	5.45	2425	0.380	0.0	0.054	6 010000	0.0554
Venus	8.46	30.5	6070	0.950	0.0	0.88	408400	0.815
Earth	8.80		6378	1.000	0.0034	1.000	328910	1.000
Mars [17]	4.68	8.94	3395	0.532	0.009	0.149	3 098500	0.1075
Jupiter [9]	98.37	23.43	71300	11.18	0.063	1316	1047.39	317.83
Saturn	82.8	9.76	60100	9.42	0.098	755	3498.5	95.147
Uranus	32.9	1.80	24500	3.84	0.06	52	22900	14.54
Neptune								
[11, 12]	31.1	1.06	25100	3.93	0.021	44	19300	17.23
Pluto								
[13, 16, 21]	4.1	0.11	3200	0.50	—	0.1	2 200000	0.17

For the semi-diameter column of the table of physical elements, C = inferior conjunction (Mercury and Venus only), and O = opposition. For the column on 'inclination of equator to orbit' values greater than 90° indicate that the rotation is retrograde with respect to the orbit.

orbits

Eccentricity <i>e</i> (1970) [1, 2, 3]	Inclination to ecliptic <i>i</i> (1970) [1, 2, 3]			Mean longitude of ascending node Ω [1, 2, 3, 4]				Mean longitude of perihelion ϖ [1, 2, 3]				planet <i>L</i> 1970 Jan 0.5 [1, 2, 3]		Perihelion latest date up to 1970 [5]		Distance <i>q</i> [2]
	° ' "	° ' "	" <i>T</i>	° ' "	" <i>T</i>	° ' "	" <i>T</i>	° ' "	° ' "	° ' "	° ' "	° ' "	° ' "	° ' "	AU	
0.205628	7	0	15	47	8	45	+4267	75	53	54	+5596	47	58	57	1970 Dec 25	0.3075
0.006787	3	23	40	75	46	47	+3239	130	09	10	+5010	265	24	52	1970 May 21	0.7184
0.016722	—	—	—	—	—	—	—	101	13	11	+6180	99	44	32	1970 Jan 1	0.9833
0.093377	1	51	0	48	47	11	+2776	334	13	06	+6626	12	40	31	1969 Oct 21	1.3814
0.04845	1	18	17	99	26	30	+3639	12	43	15	+5798	203	25	11	1963 Sep 26	4.951
0.05565	2	29	22	112	47	20	+3142	91	05	50	+7050	43	00	20	1944 Sep 8	9.008
0.04724	0	46	23	73	28	42	+1796	171	32	—	+5400	184	17	25	1966 May 20	18.28
0.00858	1	46	22	130	40	52	+3954	46	40	—	+5000	238	55	24	1876 Sep 2	29.80
0.250	17	10	—	109	44	—	—	223	—	—	—	—	—	1741 Oct 24	29.58	

elements

Density ρ [1, 7]	Surface gravity		Escape velocity [1, 3, 7]	Sidereal rotation period (equatorial) [1, 3, 4, 10, 14]				Inclination of equator to orbit [1, 3, 4]		Moment of inertia <i>C</i> [1, 15]
	attractive [1, 3, 7]	equator centrifugal [1, 3, 7]		d	h	m	s	°	'	
g cm ⁻³	cm s ⁻²	cm s ⁻²	km/s	d	h	m	s	°	'	$\mathcal{M}R^2$
5.4	363	-0.0	4.2	59				<28		0.4
5.2	860	-0.0	10.3	244.3				3		0.34
5.518	982	-3.39	11.2		23	56	04.1	23	27	0.3335
3.95	374	-1.71	5.0		24	37	22.6	23	59	0.377
1.34	2590	-225	61	I	9	50	30*	3	05	0.25
0.70	1130	-176	37		10	14	**	26	44	0.22
1.58	1040	-60	22		10	49		97	55	0.23
2.30	1400	-28	25		15	48		28	48	0.29
—					6	9				

* [1, 4] Jupiter II 9^h 55^m 40^s.63 lat > 10° N or S
 Jupiter III 9^h 55^m 29^s.37 radio
 ** [1] Saturn 10^h 38^m for temperate zones.

- [1] *A.Q.* 1, § 83, 2, § 66.
 [2] *Explanatory Supplement of the Ephemeris*, 1961.
 [3] *Brit. Astron. Ass. Handbook* (Annual).
 [4] *Connaissance des temps*, 1970.
 [5] *Astronomical Ephemeris*.
 [6] R. M. L. Baker and M. W. Makemson, *Astrodynamics*, 2nd ed., Academic Press, 1967
 [7] S. V. Koslovskaya, *Bull. Inst. Theor. Astron.*, 9, 330, 1963.
 [8] A. Bec, A. Dolfus, in *ESRO SP-53*, 1970.
 [9] D. A. O'Handley, *Astr. Pap. Am. Ephem.*, 22, III, 315, 1969.
 [10] R. B. Dyce, Pettengill, Shapiro, *A.J.*, 72, 351, 1967.
 [11] G. E. Taylor, *M.N.*, 147, 27, 1970.
 [12] J. Kovalevsky and F. Link, *Astron. Ap.*, 2, 398, 1969.
 [13] R. L. Duncombe, Klepczynski, Seidelmann, *A.J.*, 73, 830, 1968.
 [14] F. F. Donivan and T. D. Carr, *Ap. J.*, 157, L65, 1969.
 [15] F. F. Fish, *Icarus*, 7, 251, 1967.
 [16] I. Halliday et al., *Pub. A.S.P.*, 78, 113, 1966.
 [17] E. Öpik, *Irish A.J.*, 6, 69, 1963.
 [18] J. D. Mulholland, *Ap. J.*, 165, 105, 1971.
 [19] M. E. Ash, Shapiro, Smith, *A.J.*, 72, 338, 1967.
 [20] D. Brouwer and G. M. Clemence, *Planets and Satellites*, ed. Kuiper and Middlehurst, p. 31, Chicago, 1961.
 [21] R. L. Duncombe et al., *Sky and Tel.*, 42, 84, 1971.

§ 66. Photometry of Planets and Satellites

$A = pq =$ Bond albedo = ratio of total light reflected from a sphere to total light incident on it.

$r, \Delta =$ Sun-planet and Earth-planet distances in AU.

$\mathcal{R} =$ planet radius also in AU = unit distance semi-diameter in "/206265.

$\alpha =$ phase angle = angle between Sun and Earth seen from the planet.

$\phi(\alpha) =$ phase law = change of planet brightness with α , putting $\phi(0) = 1.0$.
 $-2.5 \log \phi(\alpha) =$ phase law in magnitudes

$p =$ ratio of planet brightness at $\alpha = 0$ to the brightness of a perfectly diffusing disk with the same position and apparent size as the planet.

Then

$$\log p + \log \phi(\alpha) = 0.4 (m_{\odot} - m_{\text{planet}}) + 2 \log (r\Delta/\mathcal{R})$$

$$\log p = 0.4 (V_{\odot} - V(1, 0)) - 2 \log \mathcal{R}$$

where $V(1, 0)$ is V magnitude at $r\Delta = 1, \alpha = 0$.

When q is unknown because the α range is small p is sometimes called the albedo or geometric albedo. Sometimes $p\phi(\alpha)$ is written $p(\alpha)$.

$q = 2 \int_0^{\pi} \phi(\alpha) \sin \alpha \, d\alpha$ is a factor that represents the phase law. We have the following special cases

A perfectly diffusing disk	$q = 1.00$
A perfectly diffusing sphere (Lambert law)	$q = 1.50$
Lommel-Seeliger law sphere	$q = 1.64$
$\phi(\alpha) = \frac{1}{2}(1 + \cos \alpha)$ (i.e. α illuminated area)	$q = 2.00$
Metallic reflection sphere	$q = 4.00$

E = at maximum elongation ($\alpha = 90^\circ$); for Mercury $18^\circ \leftrightarrow 28^\circ$, for Venus $47^\circ \leftrightarrow 48^\circ$.

S = seen from the Sun.

Op = at mean opposition ($\alpha = 0^\circ$).

L = Saturnicentric ring longitude difference of Sun and Earth; i.e. the positive value of $(U' + \omega - U)$ in the nautical Almanacs prior to 1960; $0^\circ < L < 6^\circ$.

B = Saturnicentric ring latitude of Earth, $0^\circ < |B| < 27^\circ$ (Note double use of B).

OM = at opposition with L and $B = 0$.

B, V = magnitudes, hence V_E, V_{Op} , etc.

$B - V, U - B$ = colour indices.

$V(1, 0) = V$ at $r\Delta = 1, \alpha = 0$.

$$V = 5 \log r\Delta + V(1, 0) - 2.5 \log \phi(\alpha)$$

In the table an attempt has been made to express the phase law in two terms only; in the first term the magnitude change is proportional to α^1 and in the second it is proportional to a higher power of α . There is an approximate relation between the coefficient of the α^1 variation and q , as follows:

q	2.0	1.5	1.0	0.5	0.2
coef. of α^1	0.006	0.010	0.018	0.034	0.057

The main table is on p. 144.

Moon's phase law [1]

α	$m_\alpha - m_0$	$\phi(\alpha)$	α	$m_\alpha - m_0$	$\phi(\alpha)$	α	$m_\alpha - m_0$	$\phi(\alpha)$
0°	0.00	1.000	50°	1.35	0.288	110°	3.48	0.041
5	0.08	0.929	60	1.62	0.225	120	3.93	0.027
10	0.23	0.809	70	1.91	0.172	130	4.44	0.017
20	0.51	0.625	80	2.24	0.127	140	5.07	0.009
30	0.79	0.483	90	2.63	0.089	150	5.9	0.004
40	1.06	0.377	100	3.04	0.061	160	7.5	0.001

[1] *A.Q.* 1, § 84; 2, § 67.
 [2] C. Sagan, *Space Sci. Rev.*, 11, 827, 1971.
 [3] I. K. Koval', *Sov. A.*, 12, 668, 1969.
 [4] W. M. Irvine et al., *A.J.*, 73, 251, 807, 1968.
 [5] D. L. Harris, *Planets and Satellites*, ed. Kuiper and Middlehurst, p. 272, Chicago, 1961.
 [6] M. Minnaert, *Planets and Satellites*, ed. Kuiper and Middlehurst, p. 213, Chicago, 1961.
 [7] D. J. Taylor, *Icarus.*, 4, 362, 1965.
 [8] H. Haupt, *Mitt. U.-S. Wien.*, 5, 31, 1951.
 [9] T. Gehrels, *A.J.*, 72, 929, 1967.
 [10] F. G. Watson, *Between the Planets*, rev. ed., Harvard U.P., 1956.
 [11] C. Blanco and S. Catalano, *Astron. Ap.*, 14, 43, 1971.
 [12] L. Gallouët, *Ann. d'Ap.*, 27, 423, 1964.

Photometry of Planets and Satellites

Planet Satellite	p	q [1, 2, 4]	A	V	at	$r\Delta$	$B-V$ [4, 5]	$U-B$	$V(1, 0)$	Variation of V with phase, etc.
Mercury	0.096	0.58	0.056	-0.2	E	0.36	+0.91	+0.4	-0.36	α, L in ($^{\circ}$) $+0.027\alpha + 2.2 \times 10^{-13}\alpha^6$
Venus	0.6	1.2	0.72	-4.22	E	0.50	0.79	0.5	-4.34	$+0.013\alpha + 4.2 \times 10^{-7}\alpha^3$
Earth	0.37	1.05	0.39	-3.84	S	1.00	0.2		-3.9	
Mars	0.154	1.02	0.16	-2.02	Op	0.80	1.37	0.6	-1.51	+0.016 α
Jupiter	0.44	1.6	0.70	-2.6	Op	21.9	0.8	0.4	-9.25	+0.014 α
Saturn	0.47	1.6	0.75	+0.7	OM	81.6	1.0	0.6	-9.0	+0.044 $L - 2.6 \sin B + 1.2 \sin^2 B$
Uranus	0.57	1.6	0.90	+5.5	Op	349	0.55	0.3	-7.15	+0.001 α
Neptune	0.51	1.6	0.82	+7.85	Op	876	0.45	0.2	-6.90	+0.001 α
Pluto	0.12	1.2	0.145	+14.9	Op	1521	0.79	0.3	-1.0	
Ceres	[8, 10]	0.3	0.035	+6.85	Op	4.89	0.71	0.42	+3.40	+0.05 α
Pallas	"	0.4	0.05	+7.99	Op	4.90	0.65	0.26	+4.53	+0.04 α
Juno	"	0.28	0.14	+4.46	Op	4.46	0.81	0.39	+5.62	+0.03 α
Vesta	[8, 9]	0.44	0.27	+6.08	Op	3.21	0.77	0.46	+3.54	+0.03 α
Eros	[8]	0.30	0.23	+10.66	Op	0.67	0.86	0.45	+11.44	+0.02 α
Moon	[6, 12]	0.60	0.067	-12.73	Op	0.0026	0.91	0.45	+0.23	+0.026 $\alpha + 4.0 \times 10^{-9}\alpha^4$
Io	[5]	0.9	0.6	+4.8	Op	21.9	1.15	1.3	-1.9	+0.04 α
Europa	"	0.8	0.5	+5.2	Op	21.9	0.85	0.5	-1.5	+0.03 α
Ganymede	"	0.5	0.6	+4.5	Op	21.9	0.8	0.5	-2.2	+0.03 α
Callisto	"	0.26	0.6	+5.5	Op	21.9	0.85	0.55	-1.2	+0.07 α
Titan	[11]	0.21		+8.36	Op	81.6	1.30	0.75	-1.1	+0.009 α

§ 67. Satellites

The main orbital and physical elements are given in the table. For comparison with observations several factors are related to terrestrial opposition labelled Op.

The inclinations of satellite orbits are complicated by precession around the 'proper plane' which is normally close to the planet's equator. Inclinations are measured from the planet's equator and values greater than 90° indicate that the motion is retrograde. The inclination of the Moon to the ecliptic is only 5°.1.

Reciprocal mass of satellite totals

Jupiter	5130 (Jupiter) ⁻¹
Saturn	3990 (Saturn) ⁻¹
Uranus	9900 (Uranus) ⁻¹

Total mass of all satellites = 7.34 × 10²⁶g

The following commensurabilities exist among the mean motions n_i of planetary satellites [2, 9]

$$\begin{aligned} \text{Jupiter: } & n_1 - 3n_2 + 2n_3 = 0 \\ \text{Saturn: } & 5n_1 - 10n_2 + n_3 + 4n_4 = 0 \\ \text{Uranus: } & n_5 - 3n_1 + 2n_2 = 0 \\ & n_1 - n_2 - 2n_3 + n_4 = 0 \end{aligned}$$

Saturn ring system

Radius (limiting values quoted)	137 × 10 ³ km
Outer A ring: moderately bright	120 × 10 ³ km
Cassini division: dark	117 × 10 ³ km
Main B ring: very bright	90 × 10 ³ km
Gap: dark	89 × 10 ³ km
Crape or C ring: faint	73 × 10 ³ km
Planet radius (equatorial)	60 × 10 ³ km
Thickness of rings [7]	≈ 10 km
Mass of rings [8]	≈ 5 × 10 ⁻⁵ mass of Saturn or perhaps much less [7].

[1] *A.Q.* 1, § 85; 2, § 63.
 [2] *Handbook Brit. A.A.* (Annual).
 [3] *Landolt-Börnstein Tables*, Group VI, 1, 158, 1965.
 [4] P. Moore, K. Delano, *J. Brit. A.A.*, 79, 121, 124, 1969.
 [5] S. Sagan, *Space Sci. Rev.*, 11, 827, 1971.
 [6] D. L. Harris, *Planets and Satellites*, ed. Kuiper and Middlehurst, p. 272, Chicago, 1961
 [7] M. S. Bobrov, *A. Zh.*, 33, 161, 904, 1956.
 [8] Y. Kozai, *P.A.S. Jap.*, 9, 1, 1957.
 [9] A. E. Roy and M. W. Ovenden, *M.N.*, 114, 232, 1954; 115, 296, 1955.
 [10] G. E. Taylor and B. O'Leary, *Nature*, 234, 405, 1971.

Satellites [1, 2, 3, 4, 5, 6]

Planet	Satellite	Distance from planet			Op	"	Sideral period	Synodic period			Orbit		Radius	Reciprocal mass	Mass	V_{Op}
		10^3 km	10^{-3} AU	days				d	h	m	°	incl.				
Earth	Moon	384	2.5695	27.321661	29	12	44	23	0.055	1738	81.3	73.5	-12.7			
	1 Phobos	9	0.0626	0.318910	7	39	1	0.021		7			+11.5			
Mars	2 Deimos	23	0.1570	1.262441	1	06	21	2	0.003	4			+12.5			
Jupiter	1 Io [10]	422	2.8194	1.769138	1	18	29	0	0.000	1810	26000	73	+ 4.9			
	2 Europa	671	4.4859	3.551181	3	13	18	1	0.000	1480	40000	48	+ 5.3			
	3 Ganymede	1070	7.1554	7.154553	4	04	00	0	0.001	2600	12300	154	+ 4.6			
	4 Callisto	1883	12.585	16.689018	16	18	05	0	0.007	2360	20000	95	+ 5.6			
	5	181	1.209	0.418178	11	57	0	0.003	80				+ 13			
	6	11476	76.71	250.566	265	23	28	0.158	50				+14.2			
	7	11737	78.46	64	10	259.65	276	0.207	12				+17			
	8	23500	157.2	129	739	634	147	0.40	10				+18			
	9	23600	158	130	758	645	156	0.275	9				+18.6			
	10	11700	78.3	64	10	259.22	275	0.12	8				+18.8			
	11	22600	151	123	692	597	163	0.207	9				+18.6			
	12	21200	142	116	630	551	147	0.169	8				+18.7			
Saturn	1 Mimas	186	1.2405	0.942422	22	37	2	0.020		270	15 000000	0.04	+12.2			
	2 Enceladus	238	1.5915	1.370218	1	08	53	0	0.004	300	7 500000	0.08	+11.8			
	3 Tethys	295	1.9702	1.887802	2	21	19	1	0.000	500	890000	0.64	+10.5			
	4 Dione	377	2.5234	2.736916	2	17	42	0	0.002	480	520000	1.1	+10.6			
	5 Rhea	527	3.524	4.417503	4	12	28	0	0.001	650	250000	2.3	+ 9.9			
	6 Titan	1222	8.1661	15.945449	15	23	15	0	0.029	2440	4150	137	+ 8.3			
	7 Hyperion	1483	9.911	21.276657	21	7	39	1	0.104	220	5 000000	0.1	+14			
	8 Iapetus	3560	23.798	79.33084	79	22	05	15	0.028	550	500000	1.1	+10.7			
	9 Phoebe	12950	86.58	34	51	550.33	523	13	150	120			+15			
	10 Janus	159	1.06	0.7490	17	59	0	0.0		150			+14			
Uranus	1 Ariel	192	1.2820	2.52038	2	12	30	0	0.003	350	68000	1.3	14.3			
	2 Umbriel	267	1.7860	4.14418	4	03	28	0	0.004	250	170000	0.5	15.1			
	3 Titania	438	2.9303	8.70588	8	17	00	0	0.002	500	20000	4.3	13.9			
	4 Oberon	586	3.9187	13.46326	13	11	16	0	0.001	450	34000	2.6	14.1			
	5 Miranda	130	0.872	1.414	1	09	56	0	0.00	120	1 000000	0.1	16.8			
Neptune	1 Triton	355	2.3747	5.87654	5	21	3	160	0.00	1900	750	140	13.6			
	2 Nereid	5562	37.1797	362	01	28	0.75			120	?		19.1			

§ 68. Moon

Mean distance from Earth [1, 3, 6]	=	384401 ± 1 km
Extreme range	=	356400 ↔ 406700 km
Mean equatorial horizontal parallax		
	π_{ζ}	= 3422".60
sine parallax		= 3422".44
Eccentricity of orbit	=	0.0549
Inclination of orbit to ecliptic	=	5° 8' 43"
oscillating ± 9' with period of 173 d		
Sidereal period (fixed stars)	=	27.321661 40 + 0.0 ⁶ 16 <i>T</i> ephem. days
where <i>T</i> is in centuries from 1900.0.		
Synodical month (New moon to New Moon)	=	29.5305882 + 0.0 ⁶ 16 <i>T</i> ephem. days
Tropical month (equinox to equinox)	=	27.321582 14 + 0.0 ⁶ 13 <i>T</i> ephem. days
Anomalistic month (perigee to perigee)	=	27.554550 5 - 0.0 ⁶ 4 <i>T</i> days
Nodical month (node to node)	=	27.212220 days
Period of Moon's node (nutations period, retrograde)	=	18.61 tropical years
Period of rotation of Moon's perigee (direct) [12]	=	8.85 years
Moon's sidereal mean daily motion	=	47434".889871 - 0".000284 <i>T</i>
	=	13°.176358
Mean transit interval	=	24 ^h 50 ^m .47
Main periodic terms in the Moon's motion [12]		
Principal elliptic term in longitude	=	22639" sin <i>g</i>
Principal elliptic term in latitude	=	18461" sin <i>u</i>
Evection	=	4586" sin (2 <i>D</i> - <i>g</i>)
Variation	=	2370" sin 2 <i>D</i>
Annual inequality	=	- 669" sin <i>g</i> '
Parallactic inequality	=	- 125" sin <i>D</i>
where		
<i>g</i>	=	Moon's mean anomalie
<i>g</i> '	=	Sun's mean anomalie
<i>D</i>	=	Moon's age
<i>u</i>	=	distance of mean Moon from ascending node
Physical libration [13]	in longitude	in latitude
Displacement (selenocentric)	± 0°.02	± 0°.04
Period	1 y	6 y
Optical libration [13]		
Displacement (selenocentric)	± 7°.6	± 6°.7
Period	approximately sidereal lunar	

Surface area of Moon at some time visible from Earth

$$= 59\%$$

Inclination of lunar equator [2, 3]

to ecliptic $= 1^{\circ}32'.5$

to orbit $= 6^{\circ}41'$

Moon radii: a toward Earth, b along orbit, c toward pole.

Mean Moon radius $(b+c)/2$ [1, 3] $= 1738.2$ km

$$= 0.27252 \text{ Earth equatorial radius}$$

$$a-c = 1.09 \text{ km}$$

$$a-b = 0.31 \text{ km}$$

$$b-c = 0.78 \text{ km}$$

Moon mass \mathcal{M}_{ζ}

$$= \mathcal{M}_{\oplus}/81.301 = 7.350 \times 10^{25} \text{ g}$$

Moon semi-diameter at mean distance

$$(\text{geocentric}) = 15' 32''.6$$

$$(\text{topocentric, zenith}) = 15' 48''.3$$

Moon volume

$$= 2.200 \times 10^{25} \text{ cm}^3$$

Moon mean density

$$= 3.341 \text{ g cm}^{-3}$$

Surface gravity

$$= 162.2 \text{ cm s}^{-2}$$

Surface escape velocity

$$= 2.38 \text{ km/s}$$

Moment of inertia (about rotation axis) [2]

$$C = 0.396 \mathcal{M}_{\zeta} b^2$$

Moment of inertia differences [2, 3, 4, 5], $(\alpha + \gamma = \beta)$

$$\alpha = (C - B)/A = 0.000400$$

$$\beta = (C - A)/B = 0.000628$$

$$\gamma = (B - A)/C = 0.000228$$

A axis towards Earth, B along orbit, C towards pole.

Gravitational potential term [2] $J_2 = 2.05 \times 10^{-4}$

Mascons [8]

The number of strong mascons on the near side of the Moon

$$= 4 \text{ exceeding } 80 \text{ milligals}$$

Flow of heat through Moon's surface

$$= 2 \times 10^{-7} \text{ cal cm}^{-2} \text{ s}^{-1}$$

Moon's atmospheric density

$$< 10^{-12} \text{ Earth sea-level atmosphere.}$$

Number of maria and craters on lunar surface with diameters greater than d [1, 7, 9, 10]

$$= 5 \times 10^{10} d^{-2.0} \text{ per } 10^6 \text{ km}^2 \quad [d \text{ in m}]$$

This rule extends from the largest maria ($d \simeq 1000$ km) to the smallest holes ($d \simeq 1$ cm).

Lunar photometric and surface data are in § 67 and § 69.

[1] *A.Q.* 1, § 86; 2, § 69.

[2] A. H. Cook, *M.N.*, 150, 187, 1970.

[3] R. M. Baker and M. W. Makemson, *Astrodynamics* 2nd ed., 196, Academic Press, 1967.

[4] C. L. Goudas, *A.J.*, 72, 955, 1967.

[5] K. Koziel, *Proc. Roy. Soc.*, 296, 248, 1967.

[6] B. S. Yapple et al., *NRL Rep.*, 6134, 1964.

[7] L. D. Jaffe, *Space Sci. Rev.*, 9, 508, 1969.

[8] T. A. Mutch, *Geology of the Moon*, pp. 80, 217, 265, Princeton U.P., 1970.

- [9] C. A. Cross, *M.N.*, **134**, 245, 1966.
- [10] A. Marcus, *M.N.*, **134**, 269, 1966.
- [11] H. Jeffreys, *M.N.*, **153**, 73, 1971.
- [12] *Landolt-Börnstein Tables*, **3**, p. 83, 1962.
- [13] *Astronomical Ephemeris*.

§ 69. Surface Condition of Planets

T_s = temperature at the visible surface near the subsolar point of the illuminated hemisphere (mainly from infrared measurements)

T_D = temperature of dark side

T_R = radio temperature of illuminated hemisphere

$T_R(\lambda)$ = radio temperature dependent on wavelength λ

T_b = equilibrium temperature of an insulated black surface normal to the Sun. This is the highest temperature that a solid black or grey body can attain as a result of solar radiation.

$$T_b = (T_{e\odot}/14.661)r^{-1/2}$$

The equilibrium temperature of a perfectly conducting black sphere is $T_b/\sqrt{2}$

$T_{e\odot}$ = Sun's effective temperature = 5770 °K

r = solar distance in AU

P = atmospheric pressure at lowest visible level

So, Cl = solid, cloud: for lowest visible surface

H = scale height

Surface conditions

Planet Satellite	Surf.	T_s [1, 5]	T_D [1, 4]	$T_R(\lambda)$		T_b	P [1, 6, 7]	H [7]
				max [1, 8, 9]	min			
		°K		°K (cm)		°K	mb	km
Mercury [11]	So	600	100	330(10)	270(0.5)	633		
Venus [2, 12]	Cl	240	240	600(10)	450(0.3)	464	90	3
Earth	So, Cl	295	280			394	1001	8
Mars [13]	So	250		200 (all)		320	10	11
Jupiter	Cl	120		10 ⁵ (100)	140(0.2)	173		17
Saturn	Cl	90		280(20)	130(1)	128		
Uranus								
[9, 14]	Cl	65		150 (all)		90		
Neptune	Cl	50		120 (all)		71		
Pluto						62		
Moon	So		104	200 (all)		395	0	
Jupiter								
I to 4	So					173		
Titan						128		

Components of planetary atmospheres

The amounts are expressed logarithmically in numbers of molecules per cm² above the visible surface

Planet Satellite	H ₂	N ₂	O ₂	CO ₂	CO	CH ₄	NH ₃	H ₂ O	Other	Total
dex [in cm ⁻²]										
Mercury	—	—	—	—	—	—	—	—	—	—
Venus [3, 12]	—	23.6	22	24.5	20	—	—	21	—	24.6
Earth	19	25.2	24.7	21.9	19	19.6	—	22.5	Ar 23.3	25.3
Mars [3, 16]	—	—	—	23.5	21.1	—	—	19.8	Ar 22.7	23.6
Jupiter [3]	26.4	—	—	—	—	23.5	22.7	23.7	He 25.8	26.4
Saturn	27	—	—	—	—	24	22	—	—	27
Uranus [4]	27.6	—	—	—	—	25	—	—	—	27.6
Neptune	27	—	—	—	—	24.8	—	—	—	27
Pluto	—	—	—	—	—	—	—	—	—	—
Titan	—	—	—	—	—	24	—	—	—	—
Above solid surface										
Venus [3, 17]										26.9

[1] *A.Q.* 1, § 87; 2, § 70.[2] D. Barber and Gent, *Planet Space Sci.*, 15, 907, 1967.[3] F. S. Johnson, *Space Sci. Rev.*, 9, 303, 1969.[4] C. H. Mayer, *Planets and Satellites*, ed. Kuiper and Middlehurst, 3, p. 442, Chicago, 1961.[5] L. M. Trafton, *Ap. J.*, 147, 765, 1967.[6] I. N. Minin, *Sov. A.*, 11, 1024, 1928.[7] R. Goody, *Ann. Rev. Astron. Ap.*, 7, 303, 1969.[8] R. W. Hobbs and S. L. Knapp, *Icarus*, 14, 204, 1971.[9] K. I. Kellermann, *Icarus*, 5, 478, 1966; *Radio Science*, 5, 487, 1970.[10] E. E. Epstein, *Ap. J.*, 143, 597, 1966.[11] D. Morrison and M. J. Klein, *Ap. J.*, 160, 325, 1970.[12] J. S. Lewis, *Icarus*, 8, 434, 1968.[13] M. J. S. Belton, Broadfoot, Hunter, *J. Geoph. Res.*, 73, 4795, 1968; *Ap. J.*, 145, 454, 1966.[14] M. J. S. Belton, McElroy, Price, *Ap. J.*, 164, 191, 1971.[15] J. M. Saari, *Icarus*, 3, 161, 1964.[10] L. D. G. Young, *J.Q.S.R.T.*, 11, 385, 1971.[17] A. T. Young and L. D. Gray, *Icarus*, 9, 74, 1968.

§ 70. Asteroids or Minor Planets

Number of minor planets with determined orbits (numbered planets) [4, 6]
 = 1779 (in 1972)

Median orbital elements [1, 3, 6, 8]

Semi-major axis $\bar{a} = 2.7 \text{ AU}$

99.8% are between $a = 1.524$ (Mars) $\leftrightarrow a = 5.203$ (Jupiter)

Period $\bar{p} = 4.5 \text{ y}$

94% between $p = 3.3 \text{ y} \leftrightarrow 6.0 \text{ y}$ with conspicuous gaps at 4.0, 4.8, 5.9 y, i.e.
 $\frac{1}{3}, \frac{2}{5}, \frac{1}{2}$ of Jupiter's period.

Eccentricity $\bar{e} = 0.14$

Inclination to ecliptic $\bar{i} = 9^\circ.5$

Median colour index [1, 2]

$$\overline{B-V} = 0.86$$

Some photometric data are compared with planets and satellites in § 66.

Asteroid magnitudes are now frequently expressed in terms of $B \simeq m_{pg} + 0.10$ [2].

$B(1, 0)$ is adjusted to unit solar and terrestrial distance (r and $\Delta = 1$) and the direction of opposition.

Relation between radius, absolute magnitude $B(1, 0)$ and albedo factor p (§ 66)

$$\log p = 5.94 - 2 \log \mathcal{R} - 0.4 B(1, 0) \quad [\mathcal{R} \text{ in km}]$$

Total mass of asteroids [1, 8] = $2.3 \times 10^{24} \text{ g}$

Density (probable) = 3.5 g cm^{-3}

For asteroid families and their orbital means: see [6].

Relation between magnitude, number, radius, and mass of asteroids [1, 4, 5, 6, 8]

														Range of $B(1, 0)$								
4	5	6	7	8	9	10	11	12	13	14	15	16	17	9	10	11	12					
5	6	7	8	9	10	11	12	13	14	15	16	17	18	10	11	12	13					
% of planets numbered $0 \leftrightarrow 1700$																						
0.1	0.1	0.4	1.5	5.3	13	20	23	19	12	4.7	0.7	0.3	0.1	13	20	23	19	12	4.7	0.7	0.3	0.1
log (actual number)									log (estimated number)													
0.3	0.0	0.8	1.4	1.9										2.2	2.5	2.9	3.3	3.6	4.0	4.5	4.8	5.1
Radius \mathcal{R} in km																						
265	220	140	70	44	28	18	11	7	4.4	2.8	1.8	1.1	0.7	28	18	11	7	4.4	2.8	1.8	1.1	0.7
Total mass in 10^{22} g																						
120	25	28	16	13	5.2	3.1	1.9	1.1	0.7	0.4	0.3	0.2	0.1	5.2	3.1	1.9	1.1	0.7	0.4	0.3	0.2	0.1

Selected Minor Planets

Number and name [4]	Radius	Mass	$B(1, 0)$	Rot. period	P	Orbital data		
	R [1, 2, 3, 8]	M [1, 2, 3, 8]	[2]	[2]		a	e	i
	km	g		h m	d	AU		°
1 Ceres	380	100×10^{22}	4.11	9 05	1681	2.766	0.079	10.6
2 Pallas	240	25×10^{22}	5.18	10	1684	2.768	0.235	34.8
3 Juno	100	2×10^{22}	6.43	7 13	1594	2.668	0.256	13.0
4 Vesta [7]	240	20×10^{22}	4.31	5 20	1325	2.362	0.088	7.1
6 Hebe	110	20×10^{21}	6.70	7 17	1380	2.426	0.203	14.8
7 Iris	100	15×10^{21}	6.84	7 07	1344	2.386	0.230	5.5
10 Hygiea	160	60×10^{21}	6.57	18?	2042	3.151	0.099	3.8
15 Eunomia	140	40×10^{21}	6.29	6 05	1569	2.643	0.185	11.7
16 Psyche	140	40×10^{21}	6.89	4 18	1826	2.923	0.135	3.1
51 Nemausa	40	9×10^{20}	8.66	7 47	1330	2.366	0.065	9.9
433 Eros	7	5×10^{18}	12.40	5 16	642	1.458	0.223	10.8
511 Davida	130	3×10^{22}	7.13	5 10	2072	3.190	0.177	15.7
1566 Icarus	0.7	5×10^{15}	17.62	2 16	408	1.078	0.827	23.0
1620 Geographos	1.5	5×10^{16}	15.97	5 14	507	1.244	0.335	13.3
Apollo [3]	0.5	2×10^{15}	18		662	1.486	0.566	6.4
Adonis	0.15	5×10^{13}	21		1008	1.969	0.779	1.5
Hermes	0.3	4×10^{14}	19		535	1.290	0.475	4.7

[1] *A.Q.* 1, § 88; 2, § 71.

[2] T. Gehrels, *Surfaces and Interiors of Planets and Satellites*, ed. Dolfus, p. 317, Academic Press, 1970.

[3] F. G. Watson, *Between the Planets*, Harvard U.P., 1956.

[4] *Ephemeris of Minor Planets*, Acad. USSR, Annual.

[5] T. Kiang, *M.N.*, 123, 509, 1962.

[6] C. J. van Houten et al., *Astron. Ap.*, Supp. 2, 339, 1970.

[7] J. Veverka, *Icarus*, 15, 11, 1971.

[8] Data from T. Kiang.

CHAPTER 8

INTERPLANETARY MATTER

§ 71. Comets

Rate of discovery of comets [1, 2, 9]

New, nearly parabolic	3 per year
New, periodic	1.0 per year
Periodic, predicted and recovered	2.5 per year
Comets visible annually	2

Total number of comets in the solar system [7]

$$\simeq 6.4 \text{ dex}$$

Short period comets

$P < 150$ y [6, 9]. At any epoch about 50 are bright enough to be detected as they come to perihelion.

Median period $\bar{P} = 7$ y

Median semi-major axis $\bar{a} = 3.6$ AU

Selected short period comets [1, 2, 3, 8]

The table gives periodic comets that have appeared several times and are expected to be recovered. P = period, ω = ascending node to perihelion, Ω = longitude of ascending node, i = inclination, e = eccentricity, q = perihelion distance, a = semi-major axis, m_0 = absolute magnitude.

Comet	Perihelion		P	ω	Ω	i	e	q	a	m_0 [5]
	date	return number								
			y	°	°	°		AU	AU	
Eneke	1967.8	48	3.30	186	334	12	0.85	0.34	2.21	12
Temple (2)	1967.6	14	5.26	191	119	12	0.55	1.37	3.0	13
Schwass.-W. (2)	1968.2	7	6.52	358	126	4	0.38	2.15	3.50	10
Wirtanen	1967.9	4	6.65	344	86	13	0.54	1.62	3.55	15
Reinmuth (2)	1967.6	4	6.72	46	296	7	0.46	1.94	3.6	14
Finlay	1967.6	8	6.88	322	42	4	0.70	1.08	3.6	14
Borrelly	1967.5	8	7.00	351	76	31	0.60	1.45	3.67	12
Whipple	1963.3	5	7.44	190	189	10	0.35	2.46	3.80	11
Oterma	1966.3	Annual	7.89	355	155	4	0.14	3.39	3.96	10
Schaumasse	1960.3	6	8.18	52	86	12	0.70	1.20	4.05	12
Wolf (1)	1967.6	11	8.42	161	204	27	0.40	2.50	4.15	14
Comas Solá	1961.3	5	8.58	40	63	13	0.58	1.78	4.19	10
Väisälä	1960.4	3	10.5	44	135	11	0.64	1.74	4.79	14
Schwass.-W. (1)	1957.4	Annual	16.1	356	322	10	0.13	5.5	6.4	3
Neujmin (1)	1966.9	4	17.9	347	347	15	0.77	1.54	6.8	11
Crommelin	1956.8	6	27.9	196	250	29	0.92	0.74	9.2	10
Olbers	1956.4	3	69	65	85	45	0.93	1.20	16.8	5
Pons-Brooks	1954.4	3	71	199	255	74	0.96	0.78	17.2	5
Halley	1910.3	29	76.1	112	58	162	0.97	0.59	17.8	4

Median perihelion distance (influenced by visibility)

$$\bar{q} = 1.3 \text{ AU}$$

Median eccentricity

$$\bar{e} = 0.56 \text{ (lowest} = 0.13)$$

Median inclination

$$\bar{i} = 15^\circ \text{ (} 11^\circ \text{ for } P < 10 \text{ y)}$$

Median absolute magnitude m_0 of observed periodic comets (i.e. m at unit Sun and Earth distances from the comet, in AU) [8]

First appearance $m_0 = 9$

Last appearance $m_0 = 13$

Mean number of apparitions = 7

However very few well established and regular periodic comets have finally disappeared [4].

Orbital direction. Nearly all periodic comets are direct, i.e. $i < 90^\circ$ (Halley's comet is an exception).

Nearly parabolic comets

Period, $P > 150 \text{ y.}$

Median perihelion distance (influenced by visibility) [9]

$$\bar{q} = 0.9 \text{ AU}$$

Median absolute magnitude for observed near-parabolic comets

$$\bar{m}_0 = 7$$

Orbital orientation is random.

Decrease in $1/a$ between distant comet referred to centre of gravity of the total solar system and near-perihelion comet referred to the Sun [5, 7]

$$\Delta(1/a) = 0.00055 \text{ AU}^{-1}$$

Near-perihelion orbits referred to the Sun are sometimes hyperbolic, i.e., $1/a$ is negative.

Physical elements

Diameter of head or coma (varies irregularly with radial distance r from Sun)

r in AU	0.3	0.5	1.0	2.0	3.0
Diameter in 10^3 km	20	100	200	100	30

Diameter of central condensation $\simeq 2000 \text{ km}$

Diameter of nucleus $\simeq 10 \text{ km}$

Length of tail visible to eye $\simeq 10 \times 10^6 \text{ km}$
up to $150 \times 10^6 \text{ km}$ in special cases.

Solar distance at which tail appears $\simeq 1.7 \text{ AU}$

Mass \mathcal{M} of comet of absolute magnitude m_0 [1, 9]

$$\log(\mathcal{M} \text{ in g}) \simeq 21 - 0.4 m_0$$

Change of magnitude with solar and terrestrial distances r and Δ

$$m = m_0 + 5 \log \Delta + 2.5 n \log r$$

$$n = 4.2 \pm 1.5$$

n is not necessarily constant for any comet.

Atoms, molecules and ions observed in comets [9]

Comet heads	Comet tails
Na, O	N ₂ ⁺ , OH ⁺
C ₂ , C ₃ , CN, CH	CO ⁺ , CO ₂ ⁺ , CH ⁺
NH, OH, NH ₂	

Acceleration of comet tail material in terms of solar gravity [9]:

normally 50 ↔ 150 outward

but occasionally much greater.

[1] *A.Q.* 1, § 89; 2, § 72.
 [2] J. G. Porter, *Catalogue of Cometary Orbits, Mem. B.A.A.*, 39, No. 3, 1961.
 [3] B. G. Marsden, *Reports on progress: Comets, Q.J. R.A.S.* Annual.
 [4] D. D. Meisel, *P.A.S.P.*, 81, 65, 1969.
 [5] Z. Sekanina, *Acta Univ. Carolinae, Prague, Pub.*, 48, 3, 1966.
 [6] D. Antrack, Biermann, Lüst, *Ann. Rev. Astron. Ap.*, 2, 327, 1964.
 [7] R. A. Lyttleton and J. M. Hammersley, *M.N.*, 127, 257, 1964.
 [8] S. K. Vsekhsvyatskü, *A. Zh.*, 33, 516, 1956; *Sov. A.*, 6, 849, 1963.
 [9] J. G. Porter, K. Wurm, Biermann and Lüst, *The Moon, Meteorites and Comets*, ed. Middlehurst and Kuiper, pp. 550, 573, 618, 639, Chicago, 1963.

§ 72. Meteors and Space Particles

The absolute visual magnitude, M_v , of a meteor is the observed magnitude corrected to the zenith and to a height of 100 km. This magnitude is often used as an index relating to mass and size of particles that are too small to form visible meteors, or too large for normal experience.

Relation between M_v and number α of electrons per cm in meteor trail (faint meteors) [1, 2]

$$M_v = 35.5 - 2.5 \log \alpha_z - \delta M$$

where $\alpha_z = \alpha$ corrected to vertical fall, and δM is a correction depending on meteor velocity v as follows:

$v = 20$	40	60	km/s
$\delta M = 1.9$	0.7	0.0	

M, a = mass and radius of particles

N = space density of particles at 1 AU from Sun.

subscripts

_b = larger or brighter than given value

_m = per magnitude range

_s = extra component of small particles near the Earth.

$$n \simeq (1/4)vN \quad = \text{rate of fall of particles onto a horizontal surface}$$

$$n = 1.10 \times 10^{23} v N \quad [N \text{ in cm}^{-3}, n \text{ in particles per day over whole Earth, } v \text{ in km/s}]$$

Mean geocentric velocity of observed meteors

$$\bar{v} = 40 \text{ km/s}$$

However smaller values, $\bar{v} \simeq 20$ km/s, are used for data conversion for small particles [7, 9]

Hourly rate of meteors seen by one visual observer (mean non-shower night)

$$HR = 10$$

Effective surface area visible to one observer [11]

$$= 3000 \text{ km}^2 = 0.6 \times 10^{-5} \text{ Earth surface.}$$

Daily mass of meteoric (high speed) material reaching Earth
 $= 10 \times 10^6 \text{ g} = 10 \text{ tons}$

Daily mass of low speed (perhaps near Earth component of small particles) micro-meteorite material reaching Earth
 $= 400 \times 10^6 \text{ g} = 400 \text{ tons}$

Space density of small particles some distance from Earth (i.e. excluding near-Earth component)
 $= 3 \times 10^{-23} \text{ g cm}^{-3}$

Ratio (solar gravitational force)/(force of solar radiation pressure) for small black spheres
 $= 1.7 \times 10^4 a \rho$ [a in cm, ρ in g cm^{-3}]
 where a is the radius and ρ the density of the spheres.

Poynting-Robertson effect [7]. Time taken for particles to move into Sun
 $t = 7.0 \times 10^6 a \rho A q$ years
 [a in cm, ρ in g cm^{-3} , A and q in AU]

where A and q are the semi-major axis and perihelion distance of the initial particle orbit.

Colour index of meteors [6] $B - V = -1.4$

Heights of meteors [11]

	Magnitude	Sporadic meteors	Shower meteors
Appearance	+4 ↔ -4	98 km	114 km
Disappearance	-4	62 km	
	0	76 ,,	90 km
	+4	86 ,,	92 ,,

Composition of sporadic meteors 50% iron 50% stone

Composition of shower meteors 100% stone

Density of meteoric material [3] $\rho = 0.25 \text{ g cm}^{-3}$

A few sporadic meteors have $\rho \simeq 1 \text{ g cm}^{-3}$

For meteorites see: § 63.

Heliocentric velocity of a parabolic meteor at unit distance
 $= 42.12 \text{ km/s}$

Earth escape velocity $= 11.19 \text{ km/s}$

Meteor velocity at Earth v_E $v_E^2 = v_G^2 + 125(\text{km/s})^2$

where v_G is the geocentric velocity outside the Earth gravitational field.

[1] *A.Q.* 1, § 90; 2, § 73.
 [2] T. R. Kaiser, *Ann. Geoph.*, 17, 50, 1961; *Space Sci. Rev.*, 1, 554, 1963.
 [3] F. Verniani, *Smithson. Contr. Ap.*, 8, 141, 1965; 10, 181, 1967.
 [4] Z. Sekanina, *Icarus*, 13, 475, 1970.
 [5] H. Fechtig, *A. Gesell. Mitt.*, No. 25, 65, 1968.
 [6] J. Davis, *Smithson. Contr. Ap.*, 7, 233, 1963.
 [7] F. L. Whipple, Southworth, Nilsson, *Smithson. Ap. Obs.*, S.R. 239, 1967.
 [8] C. S. Nilsson and R. B. Southworth, *Smithson. Ap. Obs.*, S.R. 263, 1967; *IAU Symp.*, 33, 280, 1968.
 [9] J. E. Erickson, *J. Geoph. Res.*, 73, 3721, 1968.
 [10] N. B. Divari, *Sov. A.*, 10, 1017, 1967.
 [11] F. G. Watson, *Between the Planets*, rev. ed., pp. 79, 91, Harvard U.P., 1956.
 [12] *Brit. A.A. Handbook* (Annual).
 [13] F. L. Whipple and G. L. Hawkins, *Handb. Phys.*, 52, 519, 1959.

Principal Meteor Streams [4, 12, 13]

H.R. = hourly rate visible by a single observer for a zenith radiant in non-display years. Orbital elements are Ω = longitude of ascending node, ω = angle from ascending node to perihelion, i = inclination of orbit to ecliptic, e = eccentricity, q = solar distance at perihelion = $(1 - e) \times$ semi-major axis.

Stream	Maximum	Normal period of visibility	Radiant		H.R.	v_g	Ω	ω	i	e	q	Associated comet
			α	δ								
			°	°	km/s	°	°	°	°	°	AU	
Quadrantids	Jan. 3	J. 2-4	231	+49	30	43	283	168	75	0.71	0.97	
Lyrids	Apr. 23	A. 20-22	271	+33	8	47	31	214	80	0.95	0.92	1861 I
η Aquarids	May 4	M. 2-7	336	0	10	64	44	84	161	0.91	0.49	Halley ?
δ Aquarids	Jul. 30	J. 20-A. 14	339	-10	15	41	307	152	30	0.98	0.06	
Perseids	Aug. 12	J. 29-A. 18	46	+58	40	60	138	152	115	0.96	0.94	1962 III
Draconids	Oct. 10	O. 10	265	+54	16.3	24	196	175	35	0.70	1.00	1933 III, G.-Z.
Orionids	Oct. 21	O. 17-24	95	+15	15	66	29	87	162	0.91	0.54	Halley ?
Taurids	Nov. 4	O. 20-N. 25	55	+17	8	30	48	114	4	0.83	0.35	Encke
Leonids	Nov. 16	N. 14-19	153	+22	6	72	234	175	163	0.92	0.97	1866 I Temp
Andromedids	Nov. 20	N. 15-D. 6	13	+55	22	20	235	230	20	0.7	0.8	Biela
Geminids	Dec. 13	D. 8-15	112	+32	50	36	260	325	26	0.90	0.14	
Ursids	Dec. 22	D. 19-23	213	+76	12	36	270	210	54	0.83	0.93	Tuttle
Permanent daytime streams [1]												
Arietids	Jun. 8	M. 29-J. 17	44	+23	40	39	77		20	0.94	0.09	
ξ Perseids	Jun. 9	J. 1-15	61	+23	30	29	78		1	0.79	0.34	
β Taurids	Jun. 30	J. 23-J. 7	86	+19	20	31	277		6	0.85	0.34	Encke

§ 73. Zodiacal Light

Surface brightness is expressed as S_{10} = number of $m_v = 10$ stars per square degree [3].

For $S_{10} = 1$ the brightness near 5400 Å

$$= 1.26 \times 10^{-9} \text{ erg cm}^{-2} \text{ \AA}^{-1} \text{ s}^{-1} \text{ sterad}^{-1}$$

$$= 4.3 \times 10^{-16} \bar{B}_{\odot} \quad [\bar{B}_{\odot} = \text{mean Sun brightness}]$$

*Surface brightness and polarization of zodiacal light
on the ecliptic axis and at latitude $\beta = 30^\circ$*

Elongation ϵ	Surface brightness, S_{10} [1, 2, 3, 4]		Polarization [1, 2, 3] $\beta = 0^\circ$
	$\beta = 0^\circ$	$\beta = 30^\circ$	
$^\circ$	$(m_v = 10) \text{ deg}^{-2}$		%
1	5 000 000		
2	1 200 000		
5	150 000		
10	30 000		4
20	6 000	350	10
30	2 100	280	16
40	950	230	18
50	540	200	20
60	380	190	21
70	280	170	21
90	190	150	17
110	160	140	13
130	160	130	10
150	160	130	5
170	180	125	± 1
180 = Gegenschein	200	130	$\pm ?$

Colour of zodiacal light [2, 5, 13]

$$(B - V)_{ZL} = 0.64$$

Excess brightness of gegenschein above the zodiacal light bridge [1, 3, 4, 6, 7]

$$S_{10} (\text{geg}) = 35$$

Minimum brightness of zodiacal light (close to the ecliptic pole) [1, 3, 7, 8]

$$S_{10} (\text{min}) = 105$$

Distribution of zodiacal light particle density inwards from the Earth (E)

$$\rho = \rho_E r^{-1.7} \quad [r = \text{solar dist. in AU}]$$

This relation is from $S_{10} \propto (\sin \epsilon)^{-2.7}$. Other analyses [9,10] appear to disagree.

[1] A.Q. 1, § 91; 2, § 74.

[2] R. H. Giese, *ESRO SP-54*, 25, 1970.

[3] D. E. Blackwell, Dewhirst, Ingham, *Adv. Astron. Ap.*, 5, 1, 1967.

[4] R. Dumont. *Ann. d'Ap.*, 28, 265, 1965.

[5] E. L. Van de Noord, *Ap. J.*, 161, 309, 1970.

- [6] H. Elsässer and H. Siedentopf, *Z. Ap.*, **43**, 132, 1957.
 [7] L. L. Smith, Roach, Owen, *Planet Space Sci.*, **13**, 207, 1965.
 [8] T. Tanabe, *Pub. A.S. Japan*, **17**, 339, 1965.
 [9] N. B. Divari, *Sov. A.*, **11**, 1048, 1968.
 [10] M. F. Ingham, *M.N.*, **122**, 157, 1961.
 [11] R. S. Powell *et al.*, 'Zodiacal Light and Interplanetary Medium', *NASA Symp.* SP-150, p. 225, 1967.
 [12] R. Southworth, *ibid.*, p. 179, 1967.
 [13] A. W. Peterson, *ibid.*, p. 23, 1967.

§ 74. Solar Wind

Solar wind velocity near Earth [2, 3, 4]

$$v \simeq 450 \text{ km/s}$$

Distribution of velocity with radial distance [8, 9]

r/R_{\odot}	1.0	2	5	10	20	50	100	215
v in km/s	0	10	30	130	200	290	370	450
T in 10^6 °K		1.8	1.4	1.1	0.8	0.5	0.3	0.2

Sun-Earth travel time

$$= 5.8 \text{ days}$$

Relation between velocity and geomagnetic activity [6, 7]

A_p [§ 62]	4	12	27	51	
$\sum K_p$ [§ 62]	9	20	30	39	
velocity	400	500	600	700	km/s

Average density near Earth [2, 3] $\simeq 5$ protons cm^{-3}

but varying inversely with velocity and with a maximum up to 80 protons cm^{-3} at the western edge of streams. Density also varies inversely with the square of the solar distance.

Average temperature [2, 3]

$$\simeq 200000 \text{ °K}$$

varying *with* velocity.

Time lapse between C.M.P. of events on the Sun and consequent events in the Earth neighbourhood [5] $\simeq 4.5$ days

- [1] *A.Q.* **1**, 2, — —
 [2] M. Neugebauer and C. W. Snyder, *J. Geoph. Res.*, **71**, 4469, 1966.
 [3] J. C. Brandt, *Introduction to the Solar Wind*, p. 150, Freeman and Co., 1970.
 [4] J. V. Kovalevsky, *Space Sci. Rev.*, **12**, 187, 1971.
 [5] J. M. Wilcox, Severny, Colburn, *Nature*, **224**, 353, 1969.
 [6] C. W. Snyder, Neugebauer, Rao, *J. Geoph. Res.*, **68**, 6361, 1963.
 [7] K. Maer and A. J. Dessler, *J. Geoph. Res.*, **69**, 2846, 1964.
 [8] A. Unsöld, *Astron. Ap.*, **4**, 220, 1970.
 [9] G. Newkirk, *Ann. Rev. Astron. Ap.*, **5**, 213, 1967.

CHAPTER 9

SUN

§ 75. Sun Dimensions

Sun radius	$R_{\odot} = 6.9599(7) \times 10^{10}$ cm
Volume	$V_{\odot} = 1.4122 \times 10^{33}$ cm ³
Surface area	$= 6.087 \times 10^{22}$ cm ²
Sun mass	$M_{\odot} = 1.989(2) \times 10^{33}$ g
Mean density	$\bar{\rho}_{\odot} = 1.409$ g cm ⁻³
Gravity at surface	$= 2.7398(4) \times 10^4$ cm s ⁻²
Centrifugal acceleration at equator	$= -0.587$ cm s ⁻²
Radiation emitted	$L_{\odot} = 3.826(8) \times 10^{33}$ erg s ⁻¹
Radiation emitted at surface	$\mathcal{F} = 6.27 \times 10^{10}$ erg cm ⁻² s ⁻¹
Moment of inertia [§ 76]	$= 5.7 \times 10^{53}$ g cm ²
Angular rotation velocity (at lat = 16°)	$= 2.865 \times 10^{-6}$ rad s ⁻¹
Angular momentum (based on surface rotation)	$= 1.63 \times 10^{48}$ g cm ² s ⁻¹
Rotational energy (based on surface rotation)	$= 2.4 \times 10^{42}$ erg
Work required to dissipate solar matter to infinity [§ 76]	$= 6.6 \times 10^{46}$ erg
Sun's total internal radiant energy [1]	$= 2.8 \times 10^{47}$ erg
Translational energy (atoms and electrons) [1]	$= 2.7 \times 10^{48}$ erg
Escape velocity at Sun's surface	$= 617.7$ km/s
General magnetic field near Sun's pole (at spot minimum)	$\simeq 1$ or 2 gauss
Magnetic flux from polar area at spot min.	$\simeq 8 \times 10^{21}$ maxwell

Viewed from the Earth

Mean equatorial horizontal parallax [§ 10]	$= 8''.79418$
	$= 4.26354 \times 10^{-5}$ rad
Mean distance from Earth (= astronomical unit, § 10)	$\text{AU} = A = 1.495979(1) \times 10^{13}$ cm
	$= 92.9558 \times 10^6$ miles

Distance at		
perihelion	=	1.4710×10^{13} cm
aphelion	=	1.5210×10^{13} cm
Semi-diameter of Sun at mean Earth distance	=	959".63
	=	0.0046524 rad
Semi-diameter plus irradiation (for observing limb)	=	961".2
Oblateness. Semi-diameter difference (equator-pole) [2]	=	0".05
Solid angle of Sun at mean distance	=	6.8000×10^{-5} sr
	A/\mathcal{P}_\odot =	214.94
	$(A/\mathcal{P}_\odot)^2$ =	46200
	$(A/\mathcal{P}_\odot)^{1/2}$ =	14.661
Surface area of sphere of unit radius	$4\pi A^2$ =	2.8123×10^{27} cm ⁻²
On solar hemisphere	1° =	12147 km
At mean distance A		
	1' of arc =	4.352×10^4 km
	1" of arc =	725.3 km

Sun as a star

Magnitude [1, 4, 7, 8, 9]

	Apparent	Modulus	Absolute
Visual	$m_v = V = -26.74$	31.57	$M_v = +4.83$
Blue	$B = -26.09$		$M_B = +5.48$
Ultraviolet	$U = -25.96$		$M_U = +5.61$
Bolometric	$m_{bol} = -26.82$		$M_{bol} = +4.75$

Colour indices [1, 3, 4, 5, 6, 7, 9]

$B - V = +0.65$
$U - B = +0.13$
$U - V = +0.78$
$V - R = +0.52$
$V - I = +0.81$
$V - K = +1.42$
$V - M = +1.53$

Bolometric correction

BC = -0.08

Spectral type

= G2 V

Effective temperature

= 5770 °K

Velocity relative to near stars

= 19.7 km/s

Solar apex

$$A = 271^\circ \quad D = 30^\circ \quad (1900)$$

$$L^{\text{II}} = 57^\circ \quad B^{\text{II}} = 22^\circ$$

Age of Sun

= 5×10^9 y

i.e. a little greater than age of Earth.

- [1] *A.Q.* 1, § 63; 2, § 75.
 [2] R. H. Dicke, *Ann. Rev. Astron. Ap.*, 8, 297, 1970.
 [3] S. van den Bergh, *J.R.A.S. Canada*, 59, 253, 1965.
 [4] L. Gallouët, *Ann. d'Ap.*, 27, 423, 1964.
 [5] J. D. Fernie *et al.*, *Pub. A.S.P.*, 83, 79, 1971.
 [6] J. B. Alexander and R. Stansfield, *R.O. Bull.*, No. 119, 1966.
 [7] Z. V. Karyagina and A. V. Kharitonov, *Sov. A.*, 7, 857, 1964.
 [8] D. Labs and H. Neckel, *Z. Ap.*, 69, 1, 1968.
 [9] H. C. Johnson, *Lunar Plan. Lab.*, Arizona, 3, 73, 1965.
 [10] A. J. Wesselink, *M.N.*, 144, 297, 1969.
 [11] S. Bashkin, *Stellar Structure*, ed. Aller, McLaughlin, p. 1, Chicago, 1965.

§ 76. Solar Structure

The data tabulated are averaged and smoothed from a number of models [1, 2, 3, 4] which represent a wide range of assumptions. The accuracy implied is obtained from the intergreement of these models.

Central values

Temperature	$T_c = 15 \times 10^6 \text{ }^\circ\text{K}$
Density	$\rho_c = 160 \text{ g cm}^{-3}$
Pressure	$P_c = 3.4 \times 10^{17} \text{ dyn cm}^{-2}$
Central composition	$X_c = 0.38$

Internal distribution

T = temperature, ρ = density, P = pressure, M_r = mass within radius r , L_r = energy generation within radius r , R_\odot , M_\odot , L_\odot = mass, radius, energy generation of whole Sun.

r	T	ρ	M_r	L_r	$\log P$	
R_\odot	10^3 km	$10^6 \text{ }^\circ\text{K}$	g cm^{-3}	M_\odot	L_\odot	in dyn cm^{-2}
0.00	0	15.5	160	0.000	0.00	17.53
0.04	28	15.0	141	0.008	0.08	17.46
0.1	70	13.0	89	0.07	0.42	17.20
0.2	139	9.5	41	0.35	0.94	16.72
0.3	209	6.7	13.3	0.64	0.998	16.08
0.4	278	4.8	3.6	0.85	1.00	15.37
0.5	348	3.4	1.00	0.94	1.000	14.67
0.6	418	2.2	0.35	0.982	1.000	14.01
0.7	487	1.2	0.08	0.994	1.000	13.08
0.8	557	0.7	0.018	0.999	1.000	12.18
0.9	627	0.31	0.0020	1.000	1.000	10.94
0.95	661	0.16	0.0 ³ 4	1.000	1.000	9.82
0.99	689	0.052	0.0 ⁴ 5	1.000	1.000	8.32
0.995	692.5	0.031	0.0 ⁴ 2	1.000	1.000	7.68
0.999	695.3	0.014	0.0 ⁶ 1	1.000	1.000	6.15
1.000	696.0	0.006	0.0	1.000	1.000	—

Composition of outer layers (original composition)

Fractional mass	X (H)	= 0.71
	Y (He)	= 0.265
	Z (other elements)	= 0.025

Depth of convection layer $\simeq 100 \leftrightarrow 100000$ km from surface

Conditions in this layer are not well defined.

[1] *A.Q.* 1, § 64; 2, § 76.

[2] R. L. Sears, *Ap. J.*, **140**, 477, 1964.

[3] S. Torres-Peimbert, Simpson, Ulrich, *Ap. J.*, **155**, 957, 1969.

[4] K.-H. Böhm, *I.A.U. Symp.*, **28**, 366, 1967.

[5] B. Stromgren, *Stellar Structure*, ed. Aller, McLaughlin, p. 269, Chicago, 1965.

§ 77. Photospheric Model

Heights are now measured from the level of unit optical depth (compare [1] where the base of the chromosphere was the zero level). The model extends through most of the chromosphere into the photosphere. The whole region is sometimes called the *Reversing Layer*, i.e. the layer in which the (reversed) absorption lines are produced. The model tabulated is dominated by [3].

τ_5 = optical depth at 5000 Å	T = temperature	
P_g = gas pressure	P_e = electron pressure	ρ = density
N = number of (atoms + ions + electrons) per unit volume		
N_e = number of electrons per unit volume		
h = height above $\tau_5 = 1.0$ level		
κ_5 = mass absorption coefficient at 5000 Å		

$\int N dh$ = total number of (atoms + ions + electrons) above stated level

Scale height in levels above 100 km

$$H = 110 \text{ km}$$

Base of chromosphere at $\tau_5 = 0.005$

Base height = 320 km above $\tau_5 = 1.0$

All measures of solar radius, height in the corona, limb of the Sun, etc., are made from the base of the chromosphere.

[1] *A.Q.* 1, § 65; 2, § 77.

[2] O. Gingerich and C. de Jager, *Sol. Phys.*, **3**, 5, 1968.

[3] O. Gingerich, Noyes, Kalkofen, Cuny, *Sol. Phys.*, **18**, 347, 1971.

[4] H. Holweger, *Z. Ap.*, **65**, 365, 1967.

[5] J. W. R. Heintze *et al.*, *B.A.N.*, **17**, 442, 1964.

[6] D. H. Lambert, *M.N.*, **138**, 143, 1968.

[7] K.-H. Böhm, *Ap. J.*, **137**, 881, 1963.

Reversing layer model [1, 2, 3, 4, 5, 6, 7]

τ_5	T	$\log P_g$	$\log P_e$	$\log N$	$\log N_e$	$\log \int N dh$	h	$\log \rho$	$\log \kappa_5$
	$^{\circ}\text{K}$	in dyn cm^{-2}		in cm^{-3}		in cm^{-2}	km	in g cm^{-3}	in $\text{g}^{-1} \text{cm}^2$
0.071	9000	-0.9	-1.4	11.01	10.51	18.03	2000	-12.54	-0.7
0.061	8400	-0.8	-1.4	11.11	10.51	18.13	1900	-12.46	-0.8
0.051	7150	-0.4	-1.2	11.61	10.81	18.63	1580	-11.99	-1.2
0.052	6500	+0.2	-1.2	12.25	10.85	19.27	1350	-11.35	-1.7
0.055	5750	+1.3	-1.15	13.40	10.95	20.42	1004	-10.24	-2.4
0.041	5280	+1.9	-1.25	14.04	10.89	21.06	840	-9.60	-2.65
0.042	4870	+2.28	-1.36	14.45	10.81	21.47	690	-9.19	-2.65
0.045	4400	+2.71	-1.36	14.93	10.86	21.95	610	-8.71	-2.50
0.031	4180	+2.96	-1.20	15.20	11.04	22.22	560	-8.44	-2.33
0.032	4190	+3.15	-1.02	15.39	11.22	22.41	520	-8.25	-2.18
0.035	4300	+3.38	-0.79	15.61	11.44	22.63	460	-8.03	-2.00
0.001	4370	+3.54	-0.63	15.76	11.59	22.78	420	-7.88	-1.87
0.002	4460	+3.71	-0.47	15.92	11.74	22.94	375	-7.72	-1.73
0.005*	4560	+3.93	-0.24	16.13	11.96	23.15	320	-7.51	-1.55
0.01	4640	+4.10	-0.07	16.29	12.12	23.31	278	-7.35	-1.42
0.02	4760	+4.27	+0.10	16.45	12.28	23.47	235	-7.19	-1.29
0.05	4950	+4.49	+0.35	16.66	12.52	23.68	178	-6.98	-1.11
0.1	5140	+4.67	+0.56	16.82	12.71	23.84	136	-6.82	-0.98
0.2	5410	+4.83	+0.81	16.96	12.94	23.97	91	-6.68	-0.80
0.5	5920	+5.01	+1.28	17.10	13.37	24.12	36	-6.54	-0.46
1.0	6430	+5.13	+1.76	17.18	13.81	24.22	0	-6.46	-0.14
2	7120	+5.18	+2.32	17.19	14.33	24.31	-27	-6.45	+0.31
5	8100	+5.26	+2.99	17.21	14.94	24.39	-56	-6.43	+0.87
10	8650	+5.30	+3.38	17.22	15.30	24.46	-72	-6.42	+1.15
20	9200	+5.32	+3.64	17.22	15.54	24.51	-88	-6.42	+1.39

* = base of chromosphere

§ 78. Fraunhofer Line Intensities

 r = intensity within a line relative to the continuum. r_c = value of r for line centre corrected for instrumental distortion. W = equivalent width. In wavelength units $W_\lambda = \int (1-r) d\lambda$. W_λ/λ = equivalent width in dimensionless units. $10^{-6} = 1$ fraunhofer.Thus $F = 10^6 W_\lambda/\lambda$ = equivalent width in fraunhofers. f = absorption oscillator strength.

$-J = \log(N_1 f / N_H)$ represents the abundance, excitation, and oscillator strength factors for curve-of-growth purposes. $N_H =$ hydrogen number density, $N_1 =$ number density of the atom (or ion) in the lower level. Note that J represents Nf etc. in negative logarithms (compare magnitudes).

Curve-of-growth for Fraunhofer lines [3] (centre of disk)

J	15	14	13	12	11	10	9	8	7
$\log(W_\lambda/\lambda)$	-7.28	-6.28	-5.38	-4.81	-4.50	-4.14	-3.66	-3.17	-2.67

The relation is almost invariable with λ from 3000 \rightarrow 10000 Å.

Intensity within a faint Fraunhofer line

$$1 - r = \int_0^\infty g(\tau_5)(\kappa/\kappa_5) d\tau_5$$

equivalent width of a faint Fraunhofer line

$$W_\lambda/\lambda = 4.0 \times 10^3 \lambda f \int (g(\tau_\lambda)/\kappa_\lambda)(N/N_H) d\tau_\lambda$$

$$= 4.0 \times 10^3 \lambda f \int (g(\tau_\lambda)/\kappa_5)(N/N_H) d\tau_5$$

where

- $\tau, \tau_5 =$ optical depth in continuum
- Subscript $_5 =$ standard $\lambda, 5000 \text{ Å}$
- $\kappa, \kappa_5 =$ continuum mass absorption coefficient
- $g =$ weight function expressed in τ_λ or τ_5

Weighting function g_λ for the centre of the Sun's disk [3, 4]

τ_λ	λ in Å			
	3400	5000	10000	100000
0.0	0.92	0.80	0.57	0.27
0.2	0.67	0.54	0.32	0.23
0.5	0.46	0.33	0.18	0.18
1.0	0.21	0.16	0.08	0.12
2.0	0.06	0.06	0.02	0.04

Variation of absorption coefficient with λ [4, 5]

The table gives τ_λ for $\tau_5 = 0.01, 0.1, \text{ and } 1.0$

λ in Å	1000	1200	1500	1600	1700	2000	2100	2600	3000
$\tau_5 = 0.01$	760	70	105	8	0.25	0.18	0.02	0.009	0.008
0.1	—	260	360	30	1.1	0.75	0.12	0.064	0.068
1.0	—	600	650	60	3.5	2.1	0.69	0.60	0.71
λ in Å, μ	4000	5000	6000	8000	10000	16000	25000	100000	100 μ
$\tau_5 = 0.01$	0.009	0.010	0.011	0.013	0.012	0.002	0.004	0.06	6.3
0.1	0.084	0.100	0.115	0.131	0.124	0.025	0.053	0.84	83
1.0	0.82	1.000	1.16	1.33	1.27	0.44	0.92	14	—

Limb, disk, and centre ratios of W [1, 6, 7]

Subscripts: L = limb ($\cos \theta \simeq 0.3$), D = disk, C = centre

$10^6 W_C/\lambda$	0	1	10	100	1000
W_L/W_C	1.55	1.49	1.20	0.90	0.77
W_D/W_C	1.31	1.28	1.11	0.94	0.83

Total loss-of-light ratios by Fraunhofer lines [1, 12]

$$\begin{aligned}\sum W_L/\sum W_C &= 1.11 \\ \sum W_D/\sum W_C &= 1.06 \\ \sum W(\theta)/\sum W_C &= 1 + 0.15(1 - \cos \theta)\end{aligned}$$

For integrated loss-of-light by Fraunhofer lines in various parts of the spectrum, see § 82.

Thermal and turbulent most probable velocity (for line widths):

$$\begin{aligned}\text{Atomic thermal velocity} &= (2kT/m_a)^{1/2} \\ \xi_{th} &= 1.4 \text{ km/s (heavier atoms)}\end{aligned}$$

Turbulent velocities. Subscripts m_l = micro, m_a = macro, [1, 8, 9, 10, 11, 13, 14, 15]

$$\text{Micro-turbulence} \quad \xi_{m_l} = 1.1 \text{ km/s}$$

Estimates of change with depth are not consistent.

Macro-turbulence

$$\begin{aligned}\xi_{m_a} \text{ (vertical)} &= 1.6 \text{ km/s} \\ \text{(horizontal)} &= 2.8 \text{ km/s}\end{aligned}$$

Estimates of change with depth are not consistent.

Velocity for curve-of-growth

$$\xi_{cg} = (\xi_{th}^2 + \xi_{m_l}^2)^{1/2}$$

$$\begin{aligned}\text{Velocity representing line breadth} &= (\xi_{th}^2 + \xi_{m_l}^2 + \xi_{m_a}^2)^{1/2} \\ &= 2.4 \text{ km/s at centre-of-disk} \\ &= 3.3 \text{ km/s at limb}\end{aligned}$$

Damping constant for Fraunhofer line = γ , where $\gamma/2\pi$ = whole- $\frac{1}{2}$ -damping width in Hz. Expressions for damping given in § 34. c_l = classical radiation damping.

$$\begin{aligned}\gamma_{cl} &= 0.2223 \times \lambda^{-2} \text{ s}^{-1} \quad [\lambda \text{ in cm}] = 0.00074 \text{ \AA} \\ d_{cl} \text{ (of § 34)} &= \gamma_{cl}/4\pi = 5.9 \times 10^{-5} \text{ \AA}\end{aligned}$$

Empirical curve-of-growth $a = d/g$ [§ 34] = 0.04

$$\text{with} \quad g_\lambda/\lambda = 7.9 \times 10^{-6} [3]$$

gives γ/γ_{cl} within 20 \leftrightarrow 30 in visible spectrum.

Individual estimates of γ range 10 \leftrightarrow 1000.

- [1] *A.Q.* 1, § 67; 2, § 78.
 [2] C. E. Moore, Minnaert, Houtgast, *The Solar Spectrum 2935 Å to 8770 Å*, U.S. N.B.S. Mon. 61, 1966.
 [3] C. W. Allen, *M.N.*, 148, 435, 1970.
 [4] O. Gingerich and C. de Jager, *Sol. Phys.*, 3, 5, 1968.
 [5] O. Gingerich, Noyes, Kalkofen, Cuny, *Sol. Phys.*, 18, 347, 1971.
 [6] E. A. Müller and J. P. Mutschlechner, *Ap. J. Supp.*, 9, 1, 1964.
 [7] H. Holweger, *Z. Ap.*, 65, 365, 1967.
 [8] E. A. Mallia, *Sol. Phys.*, 5, 281, 1968.
 [9] G. H. E. Elste, *Ap. J.*, 148, 857, 1967.
 [10] I. A. Aslanov, Davudov, Salmanov, *Sov. A.*, 12, 49, 1968.

- [11] R. T. Parnell and J. M. Beckers, *Sol. Phys.*, **9**, 35, 1969.
 [12] D. Labs and H. Neckel, *Z. Ap.*, **69**, 1, 1968.
 [13] E. Gurtovenko and V. Troyan, *Sol. Phys.*, **20**, 264, 1971.
 [14] O. O. Badalyov and M. A. Livshits, *Sol. Phys.*, **22**, 297, 1972.
 [15] C. de Jager and L. Neven, *Sol. Phys.*, **22**, 49, 1972.

§ 79. The Strong Fraunhofer Lines

W = equivalent width, r_c = central or minimum intensity corrected for instrumental distortion, c = wing intensity defined by $c = \Delta\lambda^2(1-r)/r$ [1, 9] where r is the intensity (not the depth) relative to the continuum at $\Delta\lambda$ from the line centre. The limb is represented by $\cos \theta = 0.3$ where θ is angular distance from disk centre. Between $\cos \theta = 0.3$ to 0.0 most features change rapidly.

λ	Name	Atom	Centre of disk			Limb ($\cos \theta = 0.3$)		Ref.
			W	r_c	c	W	r_c	
Å			Å	%	Å ²	Å	%	
2795.4		Mg II	}22	10				
2802.3		Mg II		10				
2851.6		Mg I		10	10			
2881.1		Si I	2.6	20				[2]
3581.209	N	Fe I	2.2	3				
3734.874	M	Fe I	3.1	1				
3820.436	L	Fe I	1.8	2				
3933.682	K	Ca II	19.2	3.9	39	16	8	[4, 10]
3968.492	H	Ca II	14.4	4.1	26	12	8	[4]
4045.825		Fe I	1.2	2	0.22	1.4	5	
4101.748	h, H δ	H I	3.4	19		1.2	31	[3, 4]
4226.740	g	Ca I	1.5	2.4	0.23	1.5	4	[4]
4340.475	G', H γ	H I	3.5	17		1.2	26	[3]
4383.557	d	Fe I	1.1	3		1.1	5	
4861.342	F, H β	H I	4.2	14		1.4	22	[3, 4]
5167.327	b ₄	Mg I	0.9	12	0.09	0.7	18	
5172.698	b ₂	Mg I	1.3	8	0.24	1.2	11	[4]
5183.619	b ₁	Mg I	1.6	7	0.37	1.5	11	
5889.973	D ₂	Na I	0.77	4.2	0.095	0.76	6	[4]
5895.940	D ₁	Na I	0.57	4.8	0.049	0.56	6	
6562.808	C, H α	H I	4.1	16		1.4	23	[3, 4]
8498.062		Ca II	1.3	30	0.3	1.1	32	[7]
8542.144		Ca II	3.6	19	2.4	2.9	20	
8662.170		Ca II	2.7	21	1.2	2.2	22	
10049.27	P δ	H I	1.6	79				
10938.10	P γ	H I	2.2	73		1.0	82	
12818.23	P β	H I	4.2	63				

- [1] *A.Q.* **1**, § 68; **2** § 79.
 [2] H. C. McAllister, *Atlas of Solar Ultraviolet 1800-2965 Å*, Upper Air Lab., Boulder, 1960.
 [3] D. M. Kuli-Zade, *Sov. A.*, **8**, 736, 1965; **9**, 788, 1966.
 [4] H. Holweger, *Z. Ap.*, **65**, 365, 1967.
 [5] O. R. White and Z. Suemoto, *Sol. Phys.*, **3**, 523, 1968.
 [6] J. W. Brault *et al.*, *Sol. Phys.*, **18**, 366, 1971.
 [7] C. de Jager and L. Neven, *B.A.N. Supp.*, **1**, 325, 1967.
 [8] C. E. Moore *et al.*, *The Solar Spectrum 2935 to 8770 Å*, U.S. N.B.S. Mon. 61, 1966.
 [9] E. A. Gussmann, *Z. Ap.*, **59**, 66, 1964.
 [10] J. M. Pasachoff, *Sol. Phys.*, **19**, 323, 1971.

§ 80. Total Solar Radiation

Solar constant = flux of total radiation received outside Earth's atmosphere per unit area at mean Sun–Earth distance [1, 2, 3, 4]

$$\begin{aligned} f &= 1.950(4) \text{ cal cm}^{-2} \text{ min}^{-1} \text{ (or langley/min)} \\ &= 1.360 \times 10^6 \text{ erg cm}^{-2} \text{ s}^{-1} \end{aligned}$$

Radiation from the whole Sun

$$\mathcal{L}_{\odot} = 3.826(8) \times 10^{33} \text{ erg s}^{-1}$$

Radiation per unit mass, $\mathcal{L}_{\odot}/M_{\odot}$

$$= 1.924 \text{ erg s}^{-1} \text{ g}^{-1}$$

Radiation emittance at Sun's surface

$$\mathcal{F} = 6.284 \times 10^{10} \text{ erg cm}^{-2} \text{ s}^{-1}$$

Mean radiation intensity of Sun's disk

$$F = \mathcal{F}/\pi = 2.000 \times 10^{10} \text{ erg cm}^{-2} \text{ s}^{-1} \text{ sr}^{-1}$$

Radiation intensity at centre of disk

$$I_0 = 2.41 \times 10^{10} \text{ erg cm}^{-2} \text{ s}^{-1} \text{ sr}^{-1}$$

Sun's effective temperature [5]

$$T_{\odot} = (\mathcal{F}/\sigma)^{1/4} = 5770 \text{ }^{\circ}\text{K}$$

Central disk temperature $(\pi I(0)/\sigma)^{1/4}$ [5]

$$= 6050 \text{ }^{\circ}\text{K}$$

Mean brightness of Sun's disk outside atmosphere

$$= 1.98 \times 10^5 \text{ stilb}$$

Brightness of centre of disk outside atmosphere

$$= 2.48 \times 10^5 \text{ stilb}$$

Candle power of the Sun

$$= 2.84 \times 10^{27} \text{ cd}$$

Light flux outside atmosphere at mean solar distance

$$= 12.7 \text{ phot} = 127000 \text{ lux}$$

[1] *A.Q.* 1, § 69; 2, § 80.

[2] D. Labs and H. Neckel, *Sol. Phys.*, **19**, 3, 1971.

[3] D. Labs and H. Neckel, *Z. Ap.*, **69**, 1, 1968.

[4] A. J. Drummond *et al.*, *Nature*, **218**, 259, 1968; *Science*, **161**, 888, 1968.

[5] D. Labs and H. Neckel, Private communication, 1972.

§ 81. Solar Limb Darkening

$I'_{\lambda}(\theta)$ = intensity of solar continuum at angle θ from the centre of the disk; θ = angle between Sun's radius vector and the line of sight.

$I'_{\lambda}(0)$ = continuum intensity at centre of disk.

The ratio $I'_{\lambda}(\theta)/I'_{\lambda}(0)$, which varies with the wavelength λ , defines *limb darkening*. As far as possible measurements are made in the continuum between the lines (hence primes ' in the notation).

The results may be fitted to the following expressions:

$$I'_\lambda(\theta)/I'_\lambda(0) = 1 - u_2 - v_2 + u_2 \cos \theta + v_2 \cos^2 \theta$$

or

$$I'_\lambda(\theta)/I'_\lambda(0) = A + B \cos \theta + C[1 - \cos \theta \ln(1 + \sec \theta)]$$

where $A + B + (1 - \ln 2)C = 1$

or less accurately

$$I'_\lambda(\theta)/I'_\lambda(0) = 1 - u_1 + u_1 \cos \theta$$

For determining u_1 it is preferable to make a fit at $\cos \theta = 0.5$,

whence $u_1 = u_2 + \frac{2}{3}v_2$.

Ratio mean/central intensity

$$F'_\lambda/I'_\lambda(0) = 1 - \frac{1}{3}u_2 - \frac{1}{2}v_2$$

or

$$\simeq 1 - \frac{1}{3}u_1$$

or

$$F'_\lambda/I'_\lambda(0) = A + C + \frac{2}{3}B - 2C(\frac{2}{3} \ln 2 - \frac{1}{3})$$

$$= A + 0.667B + 0.409C$$

Ratio limb/central intensity

$$I'_\lambda(90^\circ)/I'_\lambda(0) = 1 - u_2 - v_2 \simeq 1 - u_1$$

or

$$= A + C$$

Ratio pole/equator limb [1, 2, 3, 11]

= 1.00 probably, but results not consistent.

$$I'_\lambda(\theta)/I'_\lambda(0) [1, 4, 5, 6, 7, 8, 9, 10]$$

λ	$\cos \theta$	1.0	0.8	0.6	0.5	0.4	0.3	0.2	0.1	0.05	0.02
	$\sin \theta$	0.000	0.600	0.800	0.866	0.916	0.954	0.980	0.995	0.9987	0.9998
μ											
0.20 [8]	1.00	0.85	0.74	0.69	0.65	0.61	0.58				
0.22 "	1.00	0.58	0.33	0.26	0.21	0.16	0.12				
0.245 "	1.00	0.71	0.49	0.42	0.36	0.31	0.25				
0.265 "	1.00	0.68	0.42	0.32	0.24	0.19	0.14				
0.28 "	1.00	0.72	0.47	0.38	0.29	0.22	0.16				
0.30 "	1.00	0.77	0.57	0.48	0.39	0.30	0.22	0.14			
0.32 "	1.00	0.809	0.623	0.532	0.438	0.347	0.262	0.17			
0.35 "	1.00	0.837	0.665	0.579	0.487	0.397	0.306	0.21			
0.37 "	1.00	0.851	0.687	0.603	0.513	0.421	0.332	0.23	0.19		
0.38 "	1.00	0.83	0.66	0.58	0.48	0.39	0.30	0.22	0.18		
0.40 "	1.00	0.835	0.663	0.585	0.490	0.403	0.308	0.222	0.18		
0.45 "	1.00	0.860	0.714	0.637	0.556	0.468	0.378	0.278	0.21	0.14	
0.50 "	1.00	0.877	0.744	0.675	0.599	0.513	0.425	0.323	0.26	0.19	
0.55 "	1.00	0.890	0.769	0.703	0.633	0.556	0.468	0.371	0.31	0.24	
0.60 "	1.00	0.900	0.788	0.727	0.664	0.587	0.508	0.412	0.35	0.28	
0.80 "	1.00	0.924	0.843	0.793	0.744	0.681	0.615	0.533	0.47		
1.0 [10]	1.00	0.941	0.870	0.828	0.783	0.731	0.675	0.59	0.54		
1.5 "	1.00	0.957	0.902	0.873	0.831	0.789	0.735	0.65	0.58		
2.0 "	1.00	0.966	0.922	0.896	0.865	0.826	0.780	0.70	0.61		
3.0 "	1.00	0.976	0.944	0.922	0.902	0.873	0.835	0.78	0.67		
5.0 "	1.00	0.986	0.963	0.949	0.937	0.916	0.890	0.84	0.76		
10 "	1.00	0.992	0.981	0.973	0.964	0.956	0.937	0.90	0.87		
20 "	1.00	0.994	0.983	0.975	0.970	0.964	0.957	0.95	0.93		
Total radiation	1.00	0.898	0.787	0.731	0.669	0.602	0.525	0.448	0.39	0.32	

The limb darkening constants

λ	u_2	v_2	A	B	C	u_1	$\beta = \frac{u_1}{1-u_1}$	$\frac{F'_\lambda}{I'_\lambda(0)}$	$\frac{I'_\lambda(90^\circ)}{I'_\lambda(0)}$
μ									
0.20	+0.12	+0.33	-0.2	0.9	+0.9	0.62	1.6	0.79	0.54
0.22	-1.3	+1.6	-3.4	2.9	+5	1.48	—	0.51	0.06
0.245	-0.1	+0.85	-1.9	2.0	+3	1.16	—	0.61	0.20
0.265	-0.1	+0.90	-1.9	2.1	+2.7	1.36	—	0.540	0.08
0.28	+0.38	+0.57	-1.3	1.8	+1.8	1.24	—	0.588	0.10
0.30	+0.74	+0.20	-0.4	1.2	+0.5	1.04	—	0.648	0.06
0.32	+0.88	+0.03	-0.02	0.97	+0.1	0.93	13	0.685	0.08
0.35	+0.98	-0.10	+0.25	0.79	-0.3	0.84	5.3	0.705	0.11
0.37	+1.03	-0.16	+0.42	0.68	-0.4	0.79	3.8	0.71	0.13
0.38	+0.92	-0.05	+0.26	0.78	-0.2	0.84	5.3	0.71	0.13
0.40	+0.91	-0.05	+0.20	0.81	-0.1	0.83	5.0	0.718	0.13
0.45	+0.99	-0.17	+0.54	0.60	-0.44	0.73	2.7	0.755	0.11
0.50	+0.97	-0.22	+0.68	0.49	-0.56	0.65	1.9	0.782	0.16
0.55	+0.93	-0.23	+0.74	0.43	-0.56	0.59	1.44	0.803	0.20
0.60	+0.88	-0.23	+0.78	0.39	-0.57	0.55	1.22	0.817	0.24
0.80	+0.73	-0.22	+0.92	0.25	-0.56	0.41	0.70	0.862	0.39
1.0	+0.64	-0.20	+0.97	0.18	-0.53	0.34	0.52	0.886	0.48
1.5	+0.57	-0.21	+1.11	0.08	-0.61	0.25	0.33	0.916	0.56
2.0	+0.48	-0.18	+1.09	0.07	-0.49	0.21	0.27	0.932	0.60
3.0	+0.35	-0.12	+1.04	0.06	-0.34	0.17	0.20	0.948	0.72
5.0	+0.22	-0.07	+1.02	0.05	-0.18	0.11	0.12	0.964	0.81
10.0	+0.15	-0.07	+1.04	0.00	-0.22	0.05	0.05	0.982	0.87
Total	+0.84	-0.20	+0.72	+0.42	-0.45	0.54	1.16	0.82	0.32

[1] *A.Q.* 1, § 70, 2, § 81.
 [2] P. Maltby, *Ap. Norvegica*, 7, 89, 1960.
 [3] H. H. Plaskett, *M.N.*, 123, 541, 1962.
 [4] A. K. Pierce and J. H. Waddell, *Mem. R.A.S.*, 68, 89, 1961.
 [5] R. Peyturaux, *Contr. I.A. Paris*, A. Nos. 168, 176, 1954; *C. R.*, 238, 1867; 239, 1460, 1954.
 [6] J. R. W. Heintz, *Rech. Utrecht*, 17/2, 1965.
 [7] Z. Mouradian, *Ann. d'Ap.*, 28, 805, 1965.
 [8] R. Bonnet, *Ann. d'Ap.*, 31, 597, 1968.
 [9] J. E. Gaustad and J. R. Rogerson, *Ap. J.*, 134, 323, 1961.
 [10] N. J. Johnson, Thesis, Michigan, 1971.
 [11] R. C. Altrock and R. C. Canfield, *Sol. Phys.*, 23, 257, 1972.

§ 82. Solar Spectral Distribution

F_λ = intensity of mean solar disk per unit wavelength with spectrum irregularities smoothed. Thus F [§80] = $\int F_\lambda d\lambda$.

$\mathcal{F}_\lambda = \pi F_\lambda$ = emittance of solar surface per unit wavelength range.

$f_\lambda = \mathcal{F}_\lambda (\mathcal{R}_\odot/A)^2 = 6.80 \times 10^{-5} F_\lambda$ = solar flux outside Earth atmosphere per unit area and wavelength range. A = astronomical unit.

Solar spectral distribution, 0.2 ↔ 5.0 μ [1, 2, 3, 4, 5, 6, 7, 10, 11]

λ	F_λ	F'_λ	$I_\lambda(0)$	$I'_\lambda(0)$	$I''_\lambda(0)$	f_λ	$\frac{I_\lambda(0)}{I'_\lambda(0)}$	$\frac{F_\lambda}{I_\lambda(0)}$
μ	$10^{10} \text{ erg sr}^{-1} \text{ cm}^{-2} \mu^{-1} \text{ s}^{-1}$					erg cm^{-2}		
						$\text{\AA}^{-1} \text{ s}^{-1}$		
0.20	0.02	0.04	0.03	0.04	0.5	1.3	0.7	0.7
0.22	0.07	0.11	0.14	0.20	2.0	4.5	0.7	0.5
0.24	0.09	0.2	0.18	0.30	1.9	6.0	0.6	0.6
0.26	0.19	0.4	0.37	0.5	3.2	13	0.7	0.5
0.28	0.35	0.7	0.59	1.19	3.5	24	0.5	0.56
0.30	0.76	1.36	1.21	2.15	3.7	52	0.56	0.62
0.32	1.10	1.90	1.61	2.83	3.8	75	0.57	0.67
0.34	1.33	2.11	1.91	3.01	3.90	91	0.64	0.69
0.36	1.46	2.30	2.03	3.20	3.92	99	0.63	0.71
0.37	1.57	2.50	2.33	3.62	5.0	107	0.63	0.68
0.38	1.46	2.85	2.14	4.1	4.9	99	0.53	0.69
0.39	1.53	3.10	2.20	4.4	5.0	104	0.50	0.69
0.40	2.05	3.25	2.9	4.58	4.95	140	0.63	0.70
0.41	2.46	3.30	3.43	4.60	4.9	166	0.74	0.72
0.42	2.47	3.35	3.42	4.59	4.85	168	0.75	0.72
0.43	2.46	3.36	3.35	4.55	4.75	166	0.74	0.73
0.44	2.66	3.38	3.58	4.54	4.65	180	0.79	0.74
0.45	2.90	3.40	3.86	4.48	4.55	198	0.86	0.74
0.46	2.93	3.35	3.88	4.40	4.50	200	0.87	0.75
0.48	2.86	3.30	3.73	4.31	4.33	194	0.86	0.76
0.50	2.83	3.19	3.63	4.08	4.15	193	0.88	0.78
0.55	2.72	2.94	3.40	3.68	3.70	185	0.92	0.79
0.60	2.58	2.67	3.16	3.27	3.27	175	0.97	0.81
0.65	2.31	2.42	2.78	2.88	2.88	156	0.97	0.83
0.70	2.10	2.13	2.50	2.53	2.53	144	0.988	0.84
0.75	1.88	1.91	2.22	2.24	2.24	127	0.990	0.85
0.8	1.69	1.70	1.96	1.97		115	0.992	0.86
0.9	1.33	1.36	1.53	1.55		91	0.993	0.87
1.0	1.08	1.09	1.21	1.23		73	0.995	0.88
1.1	0.88	0.89	0.99	0.99		60	1.0	0.89
1.2	0.73	0.74	0.81	0.81		49	1.0	0.90
1.4	0.512			0.564		35	1.0	0.91
1.6	0.375			0.403		25.5	1.0	0.92
1.8	0.248			0.268		16.9	1.0	0.92
2.0	0.171			0.183		11.6	1.0	0.93
2.5	0.0756			0.081		5.2	1.0	0.94
3.0	0.0386			0.041		2.6	1.0	0.95
4.0	0.0130			0.0135		0.9	1.0	0.96
5.0	0.0055			0.0057		0.4	1.0	0.96

Far infra-red on p. 173.

F'_λ as for F_λ but referring to the continuum between the lines. The curve joining the most intense windows between the lines is regarded as the continuum. This may differ appreciably from the continuum in the entire absence of absorption lines. F'_λ does not have any sudden changes (e.g. at the Balmer limit).

$I_\lambda(0)$ = intensity at centre of Sun's disk with spectral irregularities smoothed.

$I'_\lambda(0)$ = intensity of centre of Sun's disk between spectrum lines. This is obtained by interpolating from the most intense windows, as for F'_λ .

$I''_\lambda(0)$ = intensity of continuum at centre of Sun's disk from model calculations [2, 3, 10].

$I_\lambda(0)/I'_\lambda(0)$ represents observed line blanketing.

$F_\lambda/I_\lambda(0)$ represents broadband disk to centre ratio. It is approximately equal to $F'_\lambda/I'_\lambda(0)$ and $F''_\lambda/I''_\lambda(0)$.

Colour temperatures in $B - V$ range

F_λ and f_λ	5850 °K
F'_λ	6700 °K
I_λ	6270 °K
I'_λ	7050 °K

Brightness temperatures

F_λ and f_λ	4400 Å	5500 Å
F'_λ	5850 °K	5850 °K
I_λ	6100 °K	5940 °K
I'_λ	6160 °K	6080 °K
I''_λ	6460 °K	6200 °K

Mean intensity and brightness temperature in far infra-red [2, 3]

λ in μ	$\log F_\lambda (\simeq I_\lambda \simeq F'_\lambda \simeq I'_\lambda)$ in $\text{erg cm}^{-2} \text{s}^{-1} \text{sr}^{-1} \mu^{-1}$	T_b in °K
5	7.74	5500
10	6.56	5050
20	5.36	4740
50	3.77	4500
100	2.57	4370
1000 = 1 mm		5500
1 cm		8200

Balmer discontinuity [10]

$$D = \log (I''_{\lambda+}/I''_{\lambda-}) = 0.108$$

$$\log (F''_{\lambda+}/F''_{\lambda-}) = 0.083$$

Spectral distributions in outer regions

- Radio wavelengths: see § 92.
- Vacuum ultra-violet wavelengths: see § 93.

[1] *A.Q.* 1, § 71; 2, § 82.
 [2] D. Labs and H. Neckel, *Z. Ap.*, 69, 1, 1968; *Sol. Phys.*, 15, 79, 1970.
 [3] O. Gingerich *et al.*, *Sol. Phys.*, 18, 347, 1971.
 [4] J. Houtgast, *Sol. Phys.*, 3, 47, 1968; 15, 273, 1970.
 [5] J. Houtgast and O. Namba, *B.A.N.*, 20, 87, 1968.
 [6] E. A. Makarova and A. Y. Karitova, *Sov. A.*, 12, 599, 1969.

- [7] D. L. Lambert, *Phil. Trans., R.S. London A* **270**, 3, 1971.
 [8] J. A. Eddy, Léna, MacQueen, *Sol. Phys.*, **10**, 330, 1969.
 [9] J. L. Linsky and E. H. Avrett, *Pub. A.S.P.*, **82**, 169, 1970.
 [10] D. Labs and H. Neckel, Private communication.
 [11] A. L. Broadfoot, *Ap. J.*, **173**, 681, 1972.

§ 83. Chromosphere

The chromosphere extends from the *base of the chromosphere* at $\tau_5 = 0.005$ (see § 77) to the sharp *transition region* (transition to the corona). In the model the transition is placed at precisely 2000 km above the base. In practice the transition occurs at a great range of heights. Chromospheric material projecting above the normal transition level gives rise to chromospheric phenomena up to 10000 km. Indeed prominences which frequently extend to 40000 km have chromospheric characteristics. The chromosphere seen at the limb is composed mainly of projecting spicules.

The model of the low chromosphere is fitted to the photospheric model of § 77 at $\tau_5 = 10^{-6}$ (1260 km above base).

N = number of atoms + ions + electrons per cm^3

N_e = number of electrons per cm^3

h = height above $\tau_5 = 0.005$ (= height above base)

Model of chromosphere and transition

h	r	T	$\log N$	$\log N_e$	$\log P_e$	Ref.
km	R_\odot	$^\circ\text{K}$	in cm^{-3}		in dyn cm^{-2}	
0	1.0000	4560	16.13	11.96	-0.24	
200	1.0003	4180	15.35	11.18	-1.16	[3, 5, 6, 10]
500	1.0007	5230	14.08	10.88	-1.26	
1000	1.0014	6420	12.25	10.87	-1.18	
1500	1.0022	8000	11.17	10.54	-1.42	
1900	1.0027	11000	10.82	10.49	-1.33	
1990	1.0028	28000	10.40	10.10	-1.32	[7, 8, 9, 11]
2000	1.0029	100000	10.11	9.81	-1.05	
2010	1.0029	190000	9.77	9.47	-1.11	
2100	1.0030	470000	9.32	9.02	-1.17	

Chromospheric kinetic temperature [1]

$$= 8000 \text{ }^\circ\text{K}$$

Height of chromosphere as seen at limb [1]

$$= 7000 \text{ km}$$

Spectroheliogram heights [2, 3]

Centre $\text{H}\alpha$	3000 km	Centre K of Ca^+ (K3)	3000 km
Centre $\text{H}\beta$	1900 km	$\Delta\lambda = 0.3 \text{ \AA}$ (K2)	1600 km
Centre Mg, 5184	300 km	$\Delta\lambda = 0.6 \text{ \AA}$ (K1)	500 km
Centre Ca, 4226	600 km	$\Delta\lambda = 1.0 \text{ \AA}$ (K1)	200 km

Most probable turbulent velocity ξ [2, 4]

h in km	0	1000	2000	above transition
ξ in km/s	2.6	8	14	10

[1] *A.Q.* **1**, § 72; **2**, § 83.
 [2] C. de Jager, *Handb. Phys.*, **52**, 115, 125, 1959.
 [3] O. R. White and P. R. Wilson, *Ap. J.*, **146**, 250, 1966.
 [4] Z. Suemoto, *P.A.S. Japan*, **15**, 531, 1963.
 [5] O. Gingerich *et al.* (HSRA), *Sol. Phys.*, **18**, 347, 1971.
 [6] Y. Cuny, *Sol. Phys.*, **16**, 293, 1971.
 [7] W. M. Burton *et al.*, *Phil. Trans. R.S.*, **A270**, 81, 1971.
 [8] P. Ulmschneider, *Astron. Ap.*, **12**, 297, 1971.
 [9] C. Jordan, Thesis, London, 1965.
 [10] E. G. Chipman, *Harv. Coll. Obs.*, TR-26, 1972.
 [11] P. Lantos, *Sol. Phys.*, **22**, 387, 1972.

§ 84. Corona

Radiation from the corona contains three components:

K = continuous spectrum scattered by electrons

F = Fraunhofer spectrum diffracted by interplanetary particles

L = coronal emission lines, L is negligible for coronal photometry (about 1%)

Total coronal light beyond $1.03 \mathcal{R}_\odot$ (for typical lunar disk) [1, 3]

at sunspot maximum = 1.3×10^{-6} solar flux = 0.57 full moon

at sunspot minimum = 0.8×10^{-6} solar flux = 0.35 full moon

Total F corona = 0.29×10^{-6} solar flux

Spectral distribution of K component is similar to \mathcal{F}_λ of § 82, with $B - V = 0.65$.

The F component is slightly redder, with $B - V \simeq 0.75$.

The base of the corona may be taken as the transition region at $r = 1.003 \mathcal{R}_\odot$.

Coronal ellipticity from isophotes ϵ [3, 6, 7, 13]

$$\epsilon = (A_3 - P_3)/P_3 \simeq (A_1 - P_1)/A_1$$

where A_1 and P_1 are equatorial and polar diameters, and for A_3, P_3 the corresponding diameters are averaged with those oriented 15° on either side

ϵ at sunspot max. $\simeq 0.05$

ϵ at sunspot min. $\simeq 0.23$ near $r = 1.6 \mathcal{R}_\odot$

Values are tabulated against r/\mathcal{R}_\odot

Polarization of coronal light ($K + F$) [1, 10, 12]

$$p = (I_t - I_r)/(I_t + I_r)$$

where I_t and I_r are intensities polarized in the tangential and radial direction (electric vector).

$p_{\max} \simeq 42\%$. Other values tabulated against r/\mathcal{R}_\odot .

Density irregularities in the corona may be specified approximately by an irregularity factor $x = \bar{N}_o^2/(\bar{N}_o)^2$, where N_o is the electron density. Then r.m.s. $N_o = \bar{N}_o x^{1/2}$. In the striated outer corona one might write:

$$x \simeq 1/(\text{fraction of space occupied by striae})$$

Only approximate data exist (see table). x varies with r/\mathcal{R}_\odot .

Temperature of corona.

Quiet corona T_{\max} at $r \simeq 2R_{\odot} = 1.8 \times 10^6 \text{ }^{\circ}\text{K}$
 T increases in dense streamers in accordance with
 $\Delta \log T = 0.4 \Delta \log N_e$ [4]

Radial variations of p, ϵ, x, T

r_e/R_{\odot}	1.0	1.2	1.5	2	3	5	10	20	215
Polarization in %									
p at equator	21	33	42	34	20	10	4	2.6	
p at pole (sp. min)	20	28	30	17	6	2			
Ellipticity ϵ	0.06	0.11	0.17	0.16	0.08	0.09	0.18	0.25	
Irregularity x [8]	1.1	1.2	1.6	2.5	4	8	17	21	25
T in $10^6 \text{ }^{\circ}\text{K}$ [13]	0.5	1.2	1.7	1.8	1.7	1.4	1.1	0.8	0.2

Brightness of sky near Sun during a total eclipse [1, 5] ·
 $= 1.6 \times 10^{-9}$ mean Sun brightness

Smoothed coronal brightness and electron density [1, 5, 13, 14]

r ρ	\log $\left(\frac{r}{R_{\odot}} - 1\right)$	\log (surface brightness)				$\log N_e$		
		K		F				
		max.	min.		[1, 14]	max.	min.	
			eq.	pole		eq.	pole	
R_{\odot}		in $10^{-10} F_{\lambda}$ (see § 82)				in cm^{-3}		
1.003	-2.5					9.0	9.0	9.0
1.005	-2.3					8.8	8.7	8.6
1.01	-2.0	4.68	4.43	4.35	3.22	8.6	8.4	8.3
1.03	-1.5	4.55	4.30	4.15	3.16	8.45	8.25	8.12
1.06	-1.2	4.41	4.16	3.90	3.06	8.36	8.10	7.98
1.10	-1.0	4.25	4.01	3.72	3.00	8.23	7.96	7.81
1.2	-0.7	3.91	3.65	3.15	2.80	7.90	7.67	7.30
1.4	-0.4	3.34	3.08	2.39	2.46	7.44	7.18	6.64
1.6	-0.2	2.92	2.67	1.89	2.24	7.05	6.83	6.13
1.8	-0.1	2.54	2.30	1.48	2.06	6.78	6.56	5.78
2.0	0.0	2.23	2.00	1.15	1.93	6.52	6.31	5.50
2.2	+0.1	1.98	1.78	0.91	1.81	6.28	6.10	5.25
2.5	+0.2	1.63	1.44	0.6	1.65	6.00	5.81	5.00
3.0	+0.3	1.23	0.99	0.2	1.43	5.65	5.45	4.7
4	+0.5	0.70	0.44	-0.3	1.10	5.18	4.97	4.3
5	+0.6	0.3	0.05	-0.7	0.83	4.90	4.70	4.0
10	1.0	-0.5	-0.8	-1.7	0.23	4.1	4.0	
20	1.3		-1.7		-0.27		3.2	
50	1.7						2.2	
100	2.0						1.5	
215	2.3						0.7	

Earthshine on moon at total eclipse [7]

$$= 1.1 \times 10^{-10} \text{ mean Sun brightness}$$

Coronal photometry and electron density N_e .

Assuming spherical symmetry the distribution of coronal intensity I_c as a function of the projected radial distance ρ may be used to determine the distribution of N_e as a function of radial distance r . The classical Baumbach expressions [16] are

$$10^6 I_c / I_\odot = 0.0532 \rho^{-2.5} + 1.425 \rho^{-7} + 2.565 \rho^{-17}$$

leading to

$$N_e(r) = 10^8(0.036r^{-1.5} + 1.55r^{-6} + 2.99r^{-16}) \text{ cm}^{-3}$$

Emission measure. Since emissions from the corona are normally dependent on N_e^2 the quantity $\int N_e^2 dV$ integrated over the volume of an object is called the emission measure, EM.

EM of complete Baumbach corona (including far side)

$$= 4.4 \times 10^{49} \text{ cm}^{-3}$$

sometimes called 1 Baumbach [17], but there is some ambiguity in this unit.

Coronal condensations are complex structures associated with active regions.

Condensation density \approx up to $10 \times$ normal corona

Condensation temperature $\approx 4 \times 10^6$ °K

Emission of XUV flux from coronal material per EM of 10^{50} cm^{-3} [18, 19, 20]

C = continuum, L = lines, T = total

log T in °K

λ	6.2			6.6			7.0			8.0		
	C	L	T	C	L	T	C	L	T	C	L	T
Å	log (flux at Earth in $\text{erg cm}^{-2} \text{ s}^{-1} \text{ \AA}^{-1}$)											
1				-7		-7	-4.3		-4.3	-0.5		-0.5
2				-5.5		-5.5	-2.7	-5	-2.7	-0.7	-2.2	-0.7
3				-4.5	-6	-4.5	-2.4	-3.6	-2.4	-0.9	-3.0	-0.9
5	-5	-6	-5	-3.4	-4.0	-3.3	-2.1	-2.5	-2.0	-1.3	-3.6	-1.3
8	-4.3	-5	-4.2	-2.7	-3.0	-2.5	-2.0	-1.9	-1.65	-1.6	-4.5	-1.6
10	-3.9	-4.5	-3.8	-2.5	-2.5	-2.2	-2.0	-1.7	-1.5	-1.8	-5	-1.8
15	-3.3	-3.5	-3.1	-2.4	-1.6	-1.6	-2.1	-1.6	-1.5	-2.0	-6	-2.0
20	-3.1	-2.6	-2.5	-2.5	-2.0	-1.9	-2.3	-3.0	-2.2	-2.2		-2.2
30	-3.0	-2.6	-2.45	-2.7	-3.4	-2.6	-2.7	-3.7	-2.7	-2.6		-2.6
40	-3.0	-2.4	-2.3	-2.7	-3.1	-2.6	-2.8	-4.0	-2.8	-2.9		-2.9
50	-3.0	-2.1	-2.1	-2.8	-2.9	-2.6	-2.9	-4.4	-2.9	-3.2		-3.2
60	-3.1	-2.6	-2.5	-3.0	-3.5	-2.9	-3.0	-4.6	-3.0	-3.3		-3.3
80	-3.4	-2.7	-2.6	-3.1	-4.2	-3.1	-3.2	-4.5	-3.2			
100	-3.7	-2.8	-2.8	-3.3	-4.0	-3.2	-3.4	-4.4	-3.4			

[1] A.Q. 1, § 73; 2, § 84.

[2] A. Unsöld, *Astron. Ap.*, 4, 220, 1970.

[3] H. C. van de Hulst, *B.A.N.*, 11, 135, 1950; also *The Sun*, ed. Kuiper, p. 207, Chicago, 1953.

[4] D. Reimers, *Astron. Ap.*, 10, 182, 1971.

[5] G. Newkirk, Dupree, Schmah, *Sol. Phys.*, 15, 15, 1970.

[6] H. Ludendorff, *Sitz Preuss. Ak. Wiss.*, 185, 1928; 200, 1934.

- [7] C. de Jager, *Handb. Phys.*, **52**, ed. Flügge, pp. 249, 254, 1959.
 [8] C. W. Allen, *Solar Corona, IAU Symp* **16**, p. 1, 1961.
 [9] C. T. Stelzried *et al.*, *Sol. Phys.*, **14**, 440, 1970.
 [10] G. Scholz, *Mitt. Ap. Obs. Potsdam*, Nr. 132, 1969.
 [11] A. Delcroix and A. Lemaire, *Ap. J.*, **156**, 787, 1969.
 [12] D. E. Blackwell, Dewhirst, Ingham, *Adv. Astron. Ap.*, **5**, 1, 1967.
 [13] G. Newkirk, *Ann. Rev. Astron. Ap.*, **5**, 213, 1967.
 [14] D. E. Blackwell and A. D. Petford, *M.N.*, **131**, 383, 399, 1966.
 [15] Ö. Elgarøy and H. Kr. Eckhoff, *Ap. Norveg.*, **10**, 127, 1966.
 [16] S. Baumbach, *Astr. Nach.*, **263**, 121, 1937.
 [17] S. Mandelstam, *Phil. Trans. R.S.*, **A270**, 135, 142, 1971.
 [18] M. Landini and B. C. Mon. Fossi, *Astron. Ap.*, **6**, 468, 1970; *Sol. Phys.*, **17**, 379, 1971.
 [19] W. H. Tucker and M. Koren, *Ap. J.*, **168**, 283, 1971.
 [20] R. Mewe, *Sol. Phys.*, **22**, 459, 1972.

§ 85. Coronal Line Spectrum

The coronal emission spectrum has been observed from 7 Å to 3 μ. The selected lines are presented in three lists which do not provide the same information.

T_m = temperature at which the spectrum reaches its greatest intensity.

f = energy flux from coronal line seen outside Earth atmosphere.

W = equivalent width of eclipse coronal line in terms of electron scatter (K) continuum.

A = transition probability.

m = multiple line, multiple identification.

Selected permitted lines, 7 ↔ 400 Å

λ	Ion	Transition	f	$\log T_m$
Å			10^{-3} erg cm $^{-2}$ s $^{-1}$	in °K
9.2 [3, 6]	Mg XI	$1s^2-1s2p$	2	6.4
12.1 m	NeX, Fe XVII		1	
13.6	Ne IX	$1s^2-1s2p$	2	6.20
15.1 m [2, 4]	Fe XVII	$2p^6-2p^53d$	8	6.58
16.9 m	Fe XVII	$2p^6-2p^53s$	9	6.58
19.0	O VIII	$1s-2p$	8	6.36
21.6 m	O VII	$1s^2-1s2p$	6	5.9
50.6 m	Si X	$2p-3d$	6	6.14
69.7	Fe XIV	$3p-4s$	4	6.27
171.0	Fe IX	$3p^6-3p^53d$	85	5.85
174.8 m	Fe X	$3p^5-3p^43d$	90	6.00
177.2	Fe X	$3p^5-3p^43d$	33	6.00
180.4	Fe XI	$3p^4-3p^33d$	75	6.11
188.3	Fe XI	$3p^4-3p^33d$	40	6.11
195 m	Fe XII	$3p^3-3p^23d$	60	6.16
202.0	Fe XIII	$3p^2-3p3d$	25	6.21
211.3	Fe XIV	$3p-3d$	15	6.27
284.1	Fe XV	$3s^2-3s3p$	40	6.31
303.4	Si XI	$2s^2-2s2p$	30	6.22
335.4	Fe XVI	$3s-3p$	20	6.40
368.1	Mg IX	$2s^2-2s2p$	15	5.97
499	Si XII	$2s-2p$	10	6.27
610	Mg X	$2s-2p$	12	6.04

Selected forbidden lines, 1000 \leftrightarrow 3000 Å [9]

λ [7, 8]	Ion	Transition		$\log T_m$
Å				in °K
1242.2	Fe XII	p^3	$^4S_{11} - ^2P_{11}$	6.16
1349.6	Fe XII	p^3	$^4S_{11} - ^2P_{11}$	6.16
1446.0	Si VIII	$2p^3$	$^4S_{11} - ^2D_{11}$	5.93
1467.0	Fe XI	$3p^4$	$^3P_1 - ^1S_0$	6.11
2126.0	Ni XIII	$3p^4$	$^3P_2 - ^1D_2$	6.27
2149.5	Si IX	$2p^2$	$^3P_2 - ^1D_2$	6.04
2169.7	Fe XII	$3p^3$	$^4S_{11} - ^2D_{21}$	6.16

Selected forbidden lines, 3000 \leftrightarrow 15000 Å

λ	Ion	Transition		Upper E.P.	A	W	$\log T_m$
Å				eV	s^{-1}	Å	in °K
3329 [1]	Ca XII	$2p^5$	$^2P_{11} - ^2P_{11}$	3.72	488	0.7	
3388.2 "	Fe XIII	$3p^2$	$^3P_2 - ^1D_2$	5.96	87	10	6.19
3600.9 "	Ni XVI	$3p$	$^2P_{11} - ^2P_{11}$	3.44	193	1.3	6.37
4232.0 "	Ni XII	$3p^5$	$^2P_{11} - ^2P_{11}$	2.93	237	1.1	6.17
5302.9 "	Fe XIV	$3p$	$^2P_{11} - ^2P_{11}$	2.34	60	20	6.27
5694.4 "	Ca XV	$2p^2$	$^3P_0 - ^3P_1$	2.18	95	0.3	
6374.5 "	Fe X	$3p^5$	$^2P_{11} - ^2P_{11}$	1.94	69	5	6.00
6701.9 "	Ni XV	$3p^2$	$^3P_0 - ^3P_1$	1.85	57	1.2	6.32
7891.9 "	Fe XI	$3p^4$	$^3P_2 - ^3P_1$	1.57	44	6	6.11
10746.8 "	Fe XIII	$3p^2$	$^3P_0 - ^3P_1$	1.15	14	50	6.21
10797.9 "	Fe XIII	$3p^2$	$^3P_1 - ^3P_2$	2.30	10	30	6.21
14310 [5]	Si X	$2p^2$	$^2P_{11} - ^2P_{11}$				6.14

[1] *A.Q.* 1, § 74; 2, § 85.[2] C. Jordan, *Comm. Univ. London Obs.*, **68**, 1965.[3] R. M. Batstone *et al.*, *Sol. Phys.*, **13**, 389, 1970.[4] F. F. Freeman and B. B. Jones, *Sol. Phys.*, **15**, 288, 1970.[5] K. H. Olsen *et al.*, *Las Alamos Lab.*, LA-DC-12459, 1971.[6] A. B. C. Walker and R. H. Rugge, *Astron. Ap.*, **5**, 4, 1970.[7] C. Jordan, *Eclipse of 1970, Cospar Symp.*, 1971.[8] A. H. Gabriel *et al.*, *Ap. J.*, **169**, 595, 1971.

[9] Data from C. Jordan, 1972.

§ 86. Solar Rotation

Inclination of solar equator to ecliptic

$$= 7^{\circ}15'$$

Longitude of ascending node

$$= 74^{\circ}22' + 84'T$$

where T is epoch in centuries from 1900.0.

Sidereal rotation of sunspot zone (varies with latitude ϕ) [1, 4, 8]

$$= 14^{\circ}.44 - 3^{\circ}.0 \sin^2 \phi \text{ per day}$$

Synodic rotation in sunspot zone

$$= 13^{\circ}.45 - 3^{\circ}.0 \sin^2 \phi \text{ per day}$$

Sidereal – synodic rotation = Earth orbital motion

$$= 0^{\circ}.9856 \text{ per day}$$

Period of synodic rotation

$$\simeq 26.75 + 5.7 \sin^2 \phi$$

Period of sidereal rotation adopted for heliographic longitudes (corresponding to $\phi = 17^{\circ}$), and also used for angular momentum, etc.

$$= 25.38 \text{ days}$$

Corresponding synodic period

$$= 27.275 \text{ days}$$

A synodic period of 27.00 days (corresponding to $\phi = 12^{\circ}$) is used for many statistical studies.

Sun's angular velocity ($\phi = 17^{\circ}$)

$$= 2.865 \times 10^{-6} \text{ rad s}^{-1}$$

Equatorial sidereal rotation ($\phi = 0$) for various features

Sunspots, faculae, flocculi, filaments, prominences

$$= 14^{\circ}.45$$

Metallic reversing layer [1, 3, 6]

$$= 13^{\circ}.72$$

H α line [7]

$$= 14^{\circ}.1$$

Equatorial surface rotation velocity in km/s

$$= 0.1406 \times \text{sidereal rotation in deg per day}$$

Eq. surface velocity (sunspots)

$$= 2.03 \text{ km/s}$$

Eq. surface velocity (reversing layer) [1, 3, 6]

$$= 1.93 \text{ km/s}$$

Sidereal rotation per day over whole range of solar latitude ϕ

ϕ	0°	15°	30°	45°	60°	75°	90°
Sunspots and faculae [1, 2, 8, 9]	14.4	14.3	13.7	12.8	11.4	10.1	8.8
Reversing layer [3, 10]	13.7	13.6	13.2	12.3	11.2	10.3	9.8
Filaments, corona, mag. field [1, 2, 4, 5]	14.2	14.1	13.8	13.2	12.5	11.7	10.9

[1] *A.Q.* 1, § 75; 2, § 86.

[2] R. T. Hansen *et al.*, *Sol. Phys.*, 10, 135, 1969.

[3] R. Howard and J. Harvey, *Sol. Phys.*, 12, 23, 1970.

[4] J. M. Wilcox and R. Howard, *Sol. Phys.*, 13, 251, 1970.

[5] J. Sýkora, *Sol. Phys.*, 18, 72, 1971.

- [6] I. A. Aslanov, *Sov. A.*, 7, 794, 1964.
- [7] W. C. Livingston, *Sol. Phys.*, 7, 144, 1969; 9, 448, 1969.
- [8] F. Ward, *Ap. J.*, 145, 416, 1966.
- [9] J. H. Piddington, *Sol. Phys.*, 21, 4, 1971.
- [10] Y. A. Solonsky, *Sol. Phys.*, 23, 3, 1972.

§ 87. Sunspot Variations and Solar Activity

Sunspot number $R = k(10g + s)$
 where k = observatory reduction constant of order unity, g = number of sunspot groups, s = total number of individual spots. R_Z = Zurich sunspot number.

Mean relation between various measures of sunspot activity [1, 3]

Ratio	at sp. min $R \approx 0$	at sp. max $R \approx 100$
Number of individual spots/ R_Z	0.70	0.87
Number of sunspot groups/ R_Z	0.097	0.083
Umbræ (in 10^{-6} of hemisph.)/ R_Z	2.5	2.7
Spot area (in 10^{-6} of hemisph.)/ R_Z	14.0	16.5
Faculae (in 10^{-6} of hemisph.)/ R_Z	38	25
New groups per year/mean R_Z	6.9	5.0
Revival groups per year/mean R_Z	0.51	0.56
Individual spots per group	7.3	11.0

Mean ratio (projected sunspot area in millionths of disk)/(corrected sunspot area in millionths of hemisphere)

= 1.33

Mean ratio (projected faculae in millionths of disk)/(corrected faculae in millionths of hemisphere)

= 0.84

One parameter sunspot cycle curves [1, 5, 3, 6]

Cycle parameter a	R_{max}	Years from starting epoch s														
		0	1	2	3	4	5	6	7	8	9	10	11	12	13	14
		\bar{R} (smoothed)														
3.8	155	0	16	82	140	154	133	98	66	41	23	12	6	3	1	0
4.2	138	0	10	61	117	138	125	94	64	40	23	12	6	3	1	0
4.6	124	0	6	46	98	123	116	90	63	39	22	12	6	3	1	0
5.0	112	0	3	32	81	110	107	86	61	38	22	12	6	3	1	0
6.0	89	0	1	15	48	81	88	76	57	36	22	12	6	3	1	0
7.0	73	0	0	8	30	57	72	67	53	34	22	12	6	3	1	0
8.0	60	0	0	4	16	40	57	58	49	33	22	12	6	3	1	0
9.0	51	0	0	1	9	27	44	51	45	32	21	12	6	3	1	0
10.0	44	0	0	0	4	18	33	43	41	31	21	12	6	3	1	0

The table of sunspot cycle characteristics gives several cycle parameters and the cycle number (now standard). The numbers define *odd* and *even* cycles. The zero year $\approx s + 0.5$. *Caution*: double use of s .

Characteristics of sunspot cycles [1, 4]
 a and s are parameters fitted to the one parameter curves

Cycle	Maximum M		Minimum m		Intervals				Cycle parameters	
	Epoch	R_M	Epoch	R_m	$m \leftrightarrow m$	$m \leftrightarrow M$	$M \leftrightarrow m$	$M \leftrightarrow M$	s	a
					years					
-12	1615.5		1610.8		8.2	4.7	3.5			
-11	1626.0		1619.0		15.0	7.0	8.0	10.5		
-10	1639.5		1634.0		11.0	5.5	5.5	13.5		
- 9	1649.0		1645.0		10.0	4.0	6.0	9.5		
- 8	1660.0		1655.0		11.0	5.0	6.0	11.0		
- 7	1675.0		1666.0		13.5	9.0	4.5	15.0		
- 6	1685.0		1679.5		9.5	5.5	4.0	10.0		
- 5	1693.0		1689.0		9.0	4.0	5.0	8.0		
- 4	1705.5	54	1698.0	0	14.0	7.5	6.5	12.5		
- 3	1718.2	60	1712.0	0	11.5	6.2	5.3	12.7		
- 2	1727.5	113	1723.5	11	10.5	4.0	6.5	9.3		
- 1	1738.7	112	1734.0	5	11.0	4.7	6.3	11.2		
0	1750.5	92.6	1745.0	5	10.2	5.3	4.9	11.6	1744.7	6.2
1	1761.5	86.5	1755.2	8.4	11.3	6.3	5.0	11.2	1755.8	5.8
2	1769.7	115.8	1766.5	11.2	9.0	3.2	5.8	8.2	1765.5	5.2
3	1778.4	158.5	1775.5	7.2	9.2	2.9	6.3	8.7	1774.6	4.6
4	1788.1	141.2	1784.7	9.5	13.6	3.4	10.2	9.7	1784.3	4.2
5	1805.2	49.2	1798.3	3.2	12.3	6.9	5.4	17.1	1797.7	8.3
6	1816.4	48.7	1810.6	0.0	12.7	5.8	6.9	11.2	1810.6	9.5
7	1829.9	71.7	1823.3	0.1	10.6	6.6	4.0	13.5	1823.5	6.6
8	1837.2	146.9	1833.9	7.3	9.6	3.3	6.3	7.3	1833.3	4.4
9	1848.1	131.6	1843.5	10.5	12.5	4.6	7.9	10.9	1843.9	5.0
10	1860.1	97.9	1856.0	3.2	11.2	4.1	7.1	12.0	1855.6	5.6
11	1870.6	140.5	1867.2	5.2	11.7	3.4	8.3	10.5	1866.8	4.6
12	1883.9	74.6	1878.9	2.2	10.7	5.0	5.7	13.3	1877.9	6.8
13	1894.1	87.9	1889.6	5.0	12.1	4.5	7.6	10.2	1888.8	6.2
14	1907.0	64.2	1901.7	2.6	11.9	5.3	6.6	12.9	1901.2	6.9
15	1917.6	105.4	1913.6	1.5	10.0	4.0	6.0	10.6	1912.7	6.0
16	1928.4	78.1	1923.6	5.6	10.2	4.8	5.4	10.8	1922.5	6.4
17	1937.4	119.2	1933.8	3.4	10.4	3.6	6.8	9.0	1933.6	4.9
18	1947.5	151.8	1944.2	7.7	10.1	3.3	6.8	10.1	1944.2	4.0
19	1957.9	201.3	1954.3	3.4	10.4	3.6	6.8	10.4	1954.3	3.8
20	1968.9	110.6	1964.7	9.6		4.2		11.0		

Mean sunspot period = 11.04 year
 Mean maximum (smoothed) $\bar{R}_M = 103$
 Mean minimum $\bar{R}_m = 5.2$

Magnetic polarity changes in alternate cycles. For an *even* cycle (e.g. 1947) the *leading* spots in the *northern* solar hemisphere have a *south* (i.e. S seeking) pole *uppermost* on the Sun's surface; i.e. the magnetic field is *inwards* through the Sun's surface (and labelled V in the early records [7]).

80-year cycle maxima [8, 10]

	Max	Smoothed R_M
	1776	123
	1854	122
	1950	135

Solar activity

The table shows how certain solar characteristics vary throughout the sunspot cycle.

Mean solar characteristics during a sunspot cycle

Year	Min. _____ Max. _____										Min.	
	0	1	2	3	4	5	6	7	8	9		10
<i>Sunspots</i>												
R New cycle	1	10	48	86	100	93	69	47	27	16	9	4
R Old cycle	4	2	0									
Spot latitude	27°	23°	20°	18°	16°	14°	13°	12°	10°	9°	8°	8°
lat. range												
low	19°	13°	7°	3°	1°	0°	0°	0°	0°	0°	1°	2°
to high	34°	36°	36°	37°	37°	33°	31°	28°	25°	20°	16°	12°
<i>Prominences</i>												
Rel. numbers												
Equatorial	10	10	20	42	60	65	61	52	41	27	15	10
Polar	14	19	32	40	37	31	24	19	15	14	14	14
Latitudes												
Equatorial			30°	29°	28°	27°	25°	24°	23°	23°	22°	
Polar	45°	49°	56°	64°	70°	81°	90°		48°	45°	44°	45°
<i>Corona</i>												
Rel. 5303 em.												
5303 lat.												
low	31°	28°	23°	20°	18°	17°	15°	13°	11°	10°	8°	7°
high	50°	55°	65°	78°	90°			45°	50°	56°	52°	48°
Ellipticity, § 84	0.24	0.16	0.07	0.02	0.04	0.11	0.18	0.23	0.25	0.27	0.26	0.24
<i>Magnetically disturbed days per year</i>												
Recurrent	31	23	27	32	38	45	51	60	69	77	73	31
Sporadic	2	4	8	11	13	13	11	9	6	3	2	2
Doubtful	14	18	22	25	27	27	26	24	22	19	17	14
Great storms	0.4	0.9	1.7	2.4	2.9	2.7	2.1	1.4	0.9	0.6	0.4	0.4

Characteristics of a medium sunspot group

Sunspot number	$R = 12$
Number of individual spots	$= 10$
Spot area (umbra + penumbra)	$= 200$ millionths of hemisphere $= 260$ millionths of disk
Spot radius (if a single spot)	$= 0.020 R_{\odot}$
Ca ⁺ plage area	$= 1800$ millionths of hemisphere

Active regions

An active region, AR, of the Sun connects many phenomena: sunspots, faculae, plages, intense magnetic fields, coronal condensations, enhanced radio radiation, XUV sources, flare areas.

Some regions are stronger than others but there is no single measurement that can characterize an AR. The main measurements are of sunspot areas, sunspot numbers, faculae and plage sizes and intensities, radio and XUV fluxes.

For correlations of total fluxes with AR's it is convenient [9] to specify radiations as follows:

Q = Quiet Sun	with time scale	1 year
AR = Active Regions	„ „ „	1 day
F1 = Flares	„ „ „	1 minute

Total solar effects \odot take the form

$$\odot = Q + \sum AR + \sum F1$$

Total effects are best standardized at $R = 0$ and $R = 100$.

- [1] A.Q. 1, § 76; 2, § 87.
 [2] M. Waldmeier, Regular Zurich sunspot data.
 [3] M. Waldmeier, *Astron. Mitt. Eidg. Sternw.*, Nr. 285, 286, 1968.
 [4] W. Gleissberg, *Naturwiss.*, 47, 197, 1960.
 [5] A. F. Cook, *J. Geoph. Res.*, 54, 347, 1949.
 [6] M. Waldmeier, *Ergebnisse und Probleme der Sonnenforschung*, Akad. Verlag, Leipzig, 1955.
 [7] G. E. Hale and S. B. Nicholson, *Magnetic Observations of Sunspots*, Carnegie Inst., 1938.
 [8] W. Gleissberg, *Sol. Phys.*, 2, 231, 1967; 4, 93, 1968.
 [9] C. W. Allen, *Phil. Trans. Roy. Soc. Lond.*, A, 270, 71, 1971.
 [10] W. Gleissberg, *Sol. Phys.*, 21, 240, 1971.

§ 88. Sunspots

Intensity of total radiation for large spots

Spot umbra/photosphere	$= 0.24$
Penumbra/photosphere	$= 0.77$

Effective temperature of large spot (centre of disk)

Umbra	$= 4240$ °K
Penumbra	$= 5680$ °K
Photosphere (for comparison)	$= 6050$ °K

Intensity of sunspot continuum as a function of wavelength [1, 3, 4, 5, 6, 7, 8]

$$\phi_u = \text{umbra/photosphere} \quad \phi_{pu} = \text{penumbra/photosphere}$$

λ in μ	0.3	0.4	0.5	0.6	0.8	1.0	1.5	2.0	4.0
ϕ_u	0.01	0.03	0.06	0.10	0.21	0.32	0.50	0.59	0.67
ϕ_{pu}		0.68	0.72	0.76	0.81	0.86	0.89	0.91	0.94

ϕ_u and ϕ_{pu} are independent of sunspot size to umbral radius r_u as small as $4''$ [5].

Centre to limb variations of ϕ ($\theta =$ angle from centre) [13].

$$\begin{aligned}\phi_u &= \phi_u(\text{central}) + 0.09(1 - \cos \theta) \\ \phi_{pu} &= \phi_{pu}(\text{central}) + 0.02(1 - \cos \theta)\end{aligned}$$

The variation is almost independent of wavelength.

Reversing layer in sunspot umbra [1, 2]. Data refer to optical depth 0.1.

Temperature	$T = 3710$ °K
Electron pressure	$P_e = 0.64$ dyn cm ⁻²
Total pressure	$P_g = 8 \times 10^4$ dyn cm ⁻²
Spectral type	= K 0

Sunspot umbral model [9, 10, 11, 12, 13]

Optical depth, τ_5	0.0001	0.001	0.01	0.1	1	10
T	3200	3200	3340	3720	4150	5400
$\log P_e$	-2.1	-1.5	-0.95	-0.22	+0.47	+1.6
$\log P_g$	3.2	3.80	4.38	4.95	5.41	5.9

Relation between radius of spot umbra r_u , penumbra r_{pu} and surrounding bright ring r_b [1, 2]

$$\begin{aligned}r_u/r_{pu} &= 0.42 \\ r_b/r_{pu} &= 1.35\end{aligned}$$

Wilson effect [2, 13, 21]

Apparent depression of umbra for spots near limb
= 500 km

Magnetic field in the centre of sunspots B_0 in relation to radius r_{pu} and area a ($=\pi r_{pu}^2$) [1, 14]

a in 10^{-6} hemisphere	5	10	50	100	500	1000	2000
r_{pu} in $10^{-3} R_\odot$	3	6	10	14	30	45	63
B_0 in gauss	1000	1400	1700	2200	3200	3600	3900

Distribution of magnetic field B in sunspots [1, 15, 16]

B_v = component vertical to solar surface
 r = radial distance from spot centre

$$B_v = B_0 \exp(-2.1r^2/r_{pu}^2)$$

r/r_{pu}	0.0	0.2	0.4	0.6	0.8	1.0
B/B_0	1.00	0.96	0.85	0.67	0.44	0.15

Inclination of magnetic field from solar vertical [1, 15, 16]

$$\alpha = 75^\circ \times (r/r_{pu})$$

Magnetic flux Φ from a sunspot [2, 19]

$$\begin{aligned}\Phi &= 0.39 B_0 r_{pu}^2 \\ &\simeq 0.036 A_m \times 10^{21} \text{ maxwell}\end{aligned}$$

where A_m is maximum area of the sunspot group in 10^{-6} hemispheres and 10^{21} maxwell is regarded as the solar flux unit (SFU).

Mean magnetic flux ratio (preceding)/(following) spot
= 3.7

Radial velocity outward from a sunspot in reversing layer, maximum occurring in penumbral region [1, 16]

Maximum velocity = 1.5 km/s

Mean life of sunspot group [17] = $0.12 \times (\text{max. } a \text{ in } 10^{-6} \text{ hemispheres})$ days

Life of average sunspot group [17] = 6 days
but the life of large groups dominating solar activity variations
= 1.5 months

Decay rate of large spots [20] = 13×10^{-6} hemispheres/day (surprisingly consistent)

Exponential decay time of a large spot
 $\simeq 11$ days

Distribution of life (includes spots of all sizes) [1, 17, 20]

Life in days	1	2	3	5	10	20	30	50	70	100	150
% spots per one day range	38	14	8	5	2	0.5	0.2	0.05	0.015	0.003	0.001

Life of radial filaments in penumbra [1, 2, 18]
= 1 hour

Width of radial filaments in penumbra [1, 2, 18]
= 300 km

- [1] *A.Q.* 1, § 77; 2, § 88.
 [2] R. J. Bray and R. E. Loughhead, *Sunspots*, Chapman and Hall, 1964.
 [3] W. Mattig, *Sol. Phys.*, 18, 434, 1971.
 [4] P. Maltby and L. Staveland, *Sol. Phys.*, 18, 443, 1971.
 [5] M. Rossbach and E. H. Schröter, *Sol. Phys.*, 12, 95, 1970.
 [6] H. Wöhl *et al.*, *Sol. Phys.*, 13, 104, 1970.
 [7] P. Maltby and N. Mykland, *Sol. Phys.*, 8, 23, 1969.
 [8] A. Stankiewicz, *Acta Astron.*, 12, 58, 1962.
 [9] C. Zwaan, *Rech. Astron. Obs. Utrecht*, 17/4, 1965.
 [10] K. Fricke and H. Elsässer, *Z. Ap.*, 63, 35, 1965.
 [11] H. S. Yun, *Sol. Phys.*, 16, 379, 398, 1971.
 [12] J. C. Henoux, *Astron. Ap.*, 2, 288, 1969.
 [13] A. Wittmann and E. H. Schröter, *Sol. Phys.*, 10, 357, 1969.
 [14] G. E. Hale and S. B. Nicholson, *Magnetic Observations of Sunspots*, Carnegie Inst., 1938.
 [15] M. Adam, *M. N.*, 145, 1, 1969.
 [16] V. Bumba, *Iz. Crimea*, 23, 213, 253, 1960.
 [17] M. N. Gnevishev, *Pulkovo Obs. Circ.*, No. 24, 37, 1938.
 [18] R. E. Danielson, *Ap. J.* 134, 275, 1961.
 [19] N. R. Sheeley, *Ap. J.*, 144, 723, 1966.
 [20] T. S. Ringnes, *Ap. Norveg.*, 8, 303, 1964; 9, 95, 1964.
 [21] Y. Suzuki, *P.A.S. Jap.*, 19, 220, 1967.

§ 89. Faculae and Plages

Faculae and Plages form the visible evidence of those active regions (AR, see § 87) emitting slowly varying XUV and radio waves.

Faculae

Faculae are visible in white light near the limb (i.e. as $\sin \theta \rightarrow 1.0$). They are highly granular and irregular. Only smoothed brightness measurements can be quoted.

Smoothed brightness of faculae relative to neighbouring photosphere
[1, 2, 3, 4, 5, 6, 7]

$\sin \theta$	0.0	0.5	0.6	0.7	0.8	0.9	0.95	0.98
4000 Å	1.015	1.02	1.03	1.05	1.08	1.14	1.20	1.5
6000 Å	1.010	1.015	1.02	1.03	1.05	1.09	1.17	1.4
10000 Å	1.01	1.01	1.02	1.02	1.03	1.05		

Life of average faculae [1] = 15 days
 but life of large faculae dominating solar variations = 2.7 months

Life of granular elements in faculae \simeq 1 hour (?)

Diameter of granular elements in faculae [1, 7] = $1''.6 = 1200$ km

Excess temperature of facular granules [7] = 900°K

Excess temperature in relation to optical depth τ_5 in the photosphere and chromosphere [5, 6]

$$T(\text{facula}) - T(\text{photosphere}) = -1000^\circ\text{K} (1 + \log \tau_5) \text{ at levels higher than } \tau_5 = 0.1$$

Plages

Plages or Bright Flocculi are readily visible in $\text{H}\alpha$ and in the H and K lines of Ca^+ . The locations agree well with faculae but plages are visible over the whole disk. Measurements of area and eye estimates of intensity (scale $1 \leftrightarrow 5$) are made regularly [8].

Approximate relation between plage area and sunspot area
(both in 10^{-8} hemisphere)

Plage area	500	1000	2000	3000	4000	6000	8000	10000
Sunspot area	0	30	100	180	280	500	900	2000

Since the duration of the plage is longer than that of the spot the spot area may be much less than the value given.

Normally sunspots are present when the plage intensity is
 ≥ 3

Exponential decay time of plage observed area
 $= 1.6 \text{ rotations} = 43 \text{ days}$

The actual area of a plage expands continuously but the fainter parts are below measurement threshold.

Values for a typical large AR [1]

Sunspot area	$= 600 \times 10^{-6}$ hemisphere
Plage area	$= 6000 \times 10^{-6}$ hemisphere
Plage area at disk centre	$= 12000 \times 10^{-6}$ disk
Plage diameter	$= 3'.5$
Flux (Radio or XUV)	$= 0.4 \times (\text{flux for } R = 100)$

[1] *A.Q.* 1, § 78; 2, § 89.

[2] M. A. Livshits, *Sov. A.*, 7, 28, 1963.

[3] V. D. Kuz'minykh, *Sov. A.*, 7, 323, 1963.

[4] V. G. Kuz'minykh and G. F. Sitnik, *Sov. A.*, 7, 730, 1963.

[5] G. Schmahl, *Z. Ap.*, 66, 81, 1967.

[6] G. A. Chapman, *Sol. Phys.*, 14, 315, 1970.

[7] J. B. Rogerson, *Ap. J.*, 134, 331, 1961.

[8] *Solar Geophysical Data*, Environmental data service, Boulder, U.S.A., Monthly.

§ 90. Granulations, Network, Spicules

Granules

Diameter of granules [1, 2, 6] $= 1''.3 = 1000 \text{ km}$

Range about $0''.5 \leftrightarrow 2''.5$

Intergranular distance [2, 6] $= 1''.6$

Number of granules on whole photospheric surface [1, 2, 6]

$$= 4 \times 10^6$$

Corresponding area occupied by 1 granular cell

$$= 1.5 \times 10^6 \text{ km}^2$$

Granule intensity contrast

brighter granule/inter-granule $= 1.3$

Corresponding temperature difference

$$= 300 \text{ }^\circ\text{K}$$

Root-mean-square variations [1, 3, 7]

Intensity at 5500 Å $\pm 0.09 \times \text{mean}$

Temperature $\pm 110 \text{ }^\circ\text{K}$

Mean life of granules [1, 2, 3] $= 8 \text{ min}$

Upward velocity of brighter granules [1, 4]

$$= 0.4 \text{ km/s}$$

Oscillatory velocity [2, 4]

$$\simeq 0.5 \text{ km/s}$$

at period of 295 s

Network

Supergranulation structure [2, 4]

- diameter = 32000 km
- life time = 20 hour
- horizontal velocity (centre to edge) = 0.4 km/s

Spicules and fine chromospheric mottles

Life of chromospheric spicules and mottles [5]
= 8 min

Number of spicules at height of 3000 km on the whole solar surface [1, 5]
= 250000

Horizontal size of spicules and mottles
= 1000 km
typical height = 7000 km

Number of spicules seen at height h above surface [5]

<i>h</i> in 10 ³ km	2	5	10	15
log number (whole surface)	6.0	4.9	3.9	2.5

Size of bright and dark mottles = 3"

Spicule velocities [5]
r.m.s. = 9 km/s
mean = 4 km/s

[1] *A.Q.* 1, § 79; 2, § 90.
 [2] R. J. Bray and R. E. Loughhead, *The Solar Granulation*, Chapman and Hall, 1967.
 [3] J. Bahng and M. Schwarzschild, *Ap. J.*, 134, 312, 337, 1961.
 [4] H. Zirin, *The Solar Atmosphere*, pp. 223, 283, Blaisdell Co., 1966.
 [5] J. M. Beckers, *Ap. J.*, 138, 648, 1963; *Sol. Phys.*, 3, 367, 1968.
 [6] O. Nambra and W. E. Diemel, *Sol. Phys.*, 7, 167, 1969.
 [7] J. P. Mehlretter, *Sol. Phys.*, 19, 32, 1971.

§ 91. Flares, Prominences

Flares

Characteristics of H α flares and flocculi [1, 2]

Feature	H α central intensity	Flare H α line width	Flare area	Flare duration
	continuum	Å	10 ⁻⁶ vis. hemisphere	min
Dark hydrogen flocculus	0.07			
Normal Sun surface	0.16			
Bright hydrogen flocculus	0.4			
Flare, importance 1	0.8	2.6	100 ↔ 250	20
2	1.2	4.1	250 ↔ 600	35
3	1.6	7	600 ↔ 1200	70
4	2	10	> 1200	

Emission flux f and total emission E [3, 4, 5, 12]

Flare importance	log f		log E	
	8 ↔ 12 Å, XUV at Earth	H α at Earth	H α	Whole visible spectrum
	in erg cm ⁻² s ⁻²		in erg	
S	-2.8	-2.1		
1	-2.2	-1.5	28.7	29.3
2	-1.5	-0.8	29.3	30.4
3	-1.0	-0.3	30.0	31.2

Energetic particles from the Sun are from large flares only (importance 3, 4). Fluxes of particles vary enormously reaching 10³ particles cm⁻² s⁻¹ at Earth [6], [§ 130].

Fluxes from minor flaring are equivalent to about 1 × (importance 1 flare) per day [12].

Physical conditions of flares [7] (derived from optical data and bearing very little relation to the source of high energy particles and synchrotron radio emission)

log (electron density in cm⁻³) = 13.5

Temperature = 15000 °K

Temperature representing particle energies can be 10⁶ °K and higher [8].

Prominences

Physical condition of typical prominences

log (electron density in cm⁻³) [1, 9]

= 10.5

but up to 13 in bright prominences [10]

log (H atom density in cm^{-3}) [1]	= 11
Kinetic and excitation temperatures	
T_{kin} [1, 9, 11]	= 7000 °K
T_{excit}	= 4200 °K
Turbulent velocity [9, 11]	$\xi_t = 4 \text{ km/s}$
Prominence typical dimensions	
Height	= 30000 km (mainly < 40000 km)
Length	= 200000 km
Thickness	= 5000 km
Volume	= 10^{28} cm^3
Number of dark filaments on Sun	
at sunspot max	$\simeq 20$
at sunspot min	$\simeq 4$
Mean life of quiescent prominence	= 2.3 solar rotations
Rate of increase of filament length in early stages	= 100000 km/rotation
Time for material of a quiescent prominence to move into Sun	$\simeq 5 \text{ days}$

- [1] *A.Q.* 1, § 80; 2, § 91.
 [2] Flare Working Group, *I.A.U. Trans.*, 9, 146, 1955.
 [3] R. J. Thomas and R. H. Teske, *Sol. Phys.*, 16, 431, 1971.
 [4] C. de Jager, *Utrecht reprint*, No. 57, 1969.
 [5] S. O. Obazhev, *Trudy Alma Ata*, 15, 27, 1969.
 [6] C. E. Fichtel and F. B. McDonald, *Ann. Rev. Astron. Ap.*, 5, 351, 1967.
 [7] Z. Svestka, *Adv. Astron. Ap.*, 3, 120, 1965.
 [8] C. de Jager, *Sol. Phys.*, 2, 327, 1967.
 [9] G. Stellmacher, *Astron. Ap.*, 1, 62, 1969.
 [10] V. N. Zujkov, *Iz. Pulkova*, No. 182, 116, 1967.
 [11] A. I. Kiryukhina, *Sov. A.*, 13, 49, 1969.
 [12] R. G. Teske, *Sol. Phys.*, 21, 146, 1971.

§ 92. Solar Radio Emission

The following five components of radio emission (a) to (e) may be recognized on single frequency recordings, and the spectra of rapidly changing phenomena may be classified into the spectral burst types I, II, III, IV, V:

- (a) quiet thermal emission,
- (b) slowly varying (steady sunspot) emission, associated with sunspots,
- (c) noise storms (enhanced radiation) composed mainly of type I bursts, associated with sunspots,
- (d) outbursts, complexes containing type II, III, IV, V bursts or emission, associated with flares,
- (e) isolated (non-polarized) bursts, type III, V and U bursts, associated with sunspots or flares.

Solar emission may be expressed quantitatively by f_ν , the flux density (usually expressed in solar flux units = 10^{-22} watt m^{-2} Hz^{-1} at Earth) or by T_a the apparent temperature (i.e. the black body temperature of the visible disk to give the flux density).

$$f_\nu = 2.089 \times 10^{-44} T_a \nu^2 \quad [f_\nu \text{ in } \text{W m}^{-2} \text{ Hz}^{-1}, T_a \text{ in } ^\circ\text{K}, \nu = \text{frequency in Hz}]$$

$$I_\nu = \text{radiation intensity} = 2.599 \times 10^{-47} T_b \nu^2 \text{ W m}^{-2} (\text{' arc})^{-2} \text{ Hz}^{-1}$$

T_b = brightness temperature

T_c = brightness temperature at centre of Quiet Sun disk.

Quantities that vary with the sunspot cycle are (as far as possible) reduced to the conditions of sunspot minimum (sp. min at $R = 0$, $A_c = 0$) or sunspot maximum (sp. max at $R = 100$, $A_c = 1650$). R = sunspot number, A_c = corrected sunspot area (in millionths of the hemisphere), A_p = projected sunspot area (in millionths of the disk).

The active region brightness temperature T_b is obtained by putting radio area = plage area.

Quiet Sun radiation (other components eliminated)

Band	λ	ν	$\log T_a$		$\log T_c$		T_c/T_a		$\log f_\nu$	
			sp. min [1, 3, 4, 5, 6]	sp. max	sp. min [1, 3, 7, 9]	sp. max	sp. min [1, 3]	sp. max	sp. min [1, 8]	sp. max
	cm	MHz	in $^\circ\text{K}$		in $^\circ\text{K}$				in 10^{-22} W $\text{m}^{-2} \text{ Hz}^{-1}$	
m	600	50	5.86	6.02	5.75	5.83	0.78	0.64	-0.41	-0.24
	300	100	5.94	6.04	5.79	5.82	0.74	0.61	+0.26	+0.34
	150	200	5.92	6.04	5.77	5.83	0.73	0.62	0.84	0.98
dm	60	500	5.53	5.74	5.40	5.55	0.72	0.64	1.25	1.46
	30	1000	5.12	5.34	4.99	5.17	0.75	0.67	1.44	1.66
	15	2000	4.75	4.93	4.64	4.79	0.78	0.73	1.67	1.85
cm	6	5000	4.33	4.50	4.25	4.40	0.84	0.79	2.05	2.22
	3	10000	4.10	4.22	4.05	4.15	0.89	0.86	2.42	2.54
	1.5	20000	3.98	4.04	3.95	4.00	0.93	0.92	2.90	2.96
mm	0.6	50000	3.83	3.87	3.82	3.86	0.97	0.97	3.55	3.59
	0.3	10^5	3.80	3.81	3.80	3.81	1.00	1.00	4.12	4.13
	0.15	2×10^5	3.77	3.77	3.78	3.78	1.02	1.02	4.69	4.69
	0.06	5×10^5	3.75	3.75	3.77	3.77			5.47	5.47

Flux associated with solar activity, bursts and continua

Band	λ	ν	Slowly varying emission		Typical		Burst Contin.	
			Flux, $R = 100$ [1, 8, 11, 12, 13]	T_b	Noise storm [1, 2]	Outburst [1, 2]	III [1, 2]	IV [1, 2]
	cm	MHz	$10^{-22} \text{ W m}^{-2} \text{ Hz}^{-1}$	$10^6 \text{ }^\circ\text{K}$	$10^{-22} \text{ W m}^{-2} \text{ Hz}^{-1}$			
m	600	50	0		70	500		
	300	100	0		100	500		
	150	200	0.2	1	70	400	200	
dm	60	500	12	6	5	200	80	
	30	1000	30	5	0	100	150	120
	15	2000	59	3		50	100	200
cm	6	5000	76	0.5			120	300
	3	10000	44	0.1			160	400
	1.5	20000	16					500
mm	0.6	50000	10					
	0.3	10^5	50?					
	0.15	2×10^5	200?					

The mean intensity of the 'typical' noise storm would be exceeded on about 10 days per year at sp. max.

The intensity of the 'typical' outburst would be exceeded in about 100 outburst per year at sp. max. The life of a typical outburst is about 10 minutes.

Bursts [14]

Type I bursts [15]

Band width $\approx 4 \text{ MHz} = 0.02\nu$ [16]
 Life $\approx 0.5 \text{ s}$

Type II burst

Band width $\approx 10 \text{ MHz}$
 Life $\approx 1 \text{ min}$

Type III burst [16]

Band width $\approx 10 \text{ MHz}$
 Life (at one freq) $\approx 2 \text{ s} = (200/\nu \text{ in MHz}) \text{ s}$
 Frequency drift $d\nu/dt = -0.4\nu \text{ s}^{-1}$
 Turning point for U burst, $\nu = 100 \text{ MHz}$

Type IV event

Band $20 \rightarrow 20000 \text{ MHz}$
 Life $\approx 1 \text{ hour}$

Type V event

Band $< 500 \text{ MHz}$
 Life $\approx 2 \text{ min}$

- [1] *A.Q.* **1**, § 81; **2**, § 92.
 [2] M. R. Kundu, *Solar Radio Astronomy*, John Wiley, 1965.
 [3] D. Reimers, *Astron. Ap.*, **14**, 198, 1971.
 [4] G. T. Wrixon and D. C. Hogg, *Astron. Ap.*, **10**, 193, 1971.
 [5] F. I. Shimabakuro and J. M. Stacey, *Ap. J.*, **152**, 777, 1968.
 [6] L. J. Fedoseev *et al.*, *Sov. A.*, **11**, 953, 1968.
 [7] E. E. Dubov, *Sol. Phys.*, **18**, 43, 1971.
 [8] M. K. das Gupta and S. K. Sarkar, *Sol. Phys.*, **18**, 276, 1971.
 [9] D. H. Staelin *et al.*, *Sol. Phys.*, **3**, 26, 1968.
 [10] A. Tsuchiya, *Sol. Phys.*, **7**, 268, 1969.
 [11] G. Noci, *Obs. Ap. Arcetri, Contr.*, 199, 1968.
 [12] A. G. Kislyakov and A. E. Salomonovich, *Sov. A.*, **7**, 177, 1963.
 [13] J. E. Beckman and C. D. Clark, *Sol. Phys.*, **16**, 87, 1971.
 [14] O. Hachenberg, *Landolt-Börnstein Tables*, Gr. VI, **1**, 132, 1965.
 [15] Ö. Elgaröy, *Ap. Letters*, **1**, 13, 1967.
 [16] Ö. Elgaröy and E. Lyngstad, *Astron. Ap.*, **16**, 1, 1972.

§ 93. Solar XUV Emission

XUV radiations may be considered to include X-rays and the ionizing EUV (i.e. $\lambda < 1000 \text{ \AA}$). However for convenience this section refers to the whole vacuum-UV ($\lambda < 2000 \text{ \AA}$).

f or f_λ = spectral flux at Earth smoothed through emission and absorption lines (some very strong emission lines are omitted and treated separately).

f' or f'_λ = continuum flux at Earth.

In the emission line region $\lambda < 1400 \text{ \AA}$

$$f/f' > 1 \quad \text{and} \quad (f/f') - 1 = \text{line/continuum ratio}$$

In the absorption line region $\lambda > 1400 \text{ \AA}$

$$f/f' < 1 \quad \text{and} \quad 1 - (f/f') = \eta, \text{ the blanketing ratio}$$

Spectral distribution of solar flux [1, 2, 3, 4, 5, 6, 7, 8, 9]

λ	$\log f_\lambda$			$\log f'_\lambda$
	$R = 0$	$R = 100$	F1	
\AA		in $\text{erg cm}^{-2} \text{s}^{-1} \text{\AA}^{-1}$		
5	-8	-5	-2.5	-7
10	-5	-3.7	-1.9	-4.3
20	-3.6	-2.8	-1.7	-3.7
50	-2.7	-2.1	-2.0	-3.2
100	-2.8	-2.4	-2.4	-3.4
200	-2.2	-1.8		-2.8
500	-3.0	-2.8		-3.6
900	-2.3			-2.3
1000	-3.0			-3.4
1200	-2.8			-3.1
1400	-2.32			-2.6
1600	-1.24			-1.8
1800	-0.46			-0.7
2000	+0.15			+0.6

Data are quoted for the following conditions

- $R = 0 \equiv$ Quiet Sun at sunspot minimum
- $R = 100 \equiv$ Normal Sun at moderate sunspot maximum
- F1 \equiv Flare of importance 2

The table excludes the emission from the bright chromosphere lines [4]

$\text{L}\alpha$	1216 Å	$f = 5$	erg cm ⁻² s ⁻¹
He I	584 Å	$f = 0.06$,, ,, ,,
He II	304 Å	$f = 0.23$,, ,, ,,

Several XUV coronal emission lines are given in § 85 where their contribution towards f is quoted.

In order to segregate Quiet Sun emission f_Q from Active Region emission f_{AR} , both of which vary with the solar cycle [11], we define

$$f_Q = f_0(1 + q\bar{R}/100)$$

$$f_{AR} = f_0 a R/100$$

$$f(R, \bar{R}) = f_0(1 + q\bar{R}/100 + aR/100)$$

Note that Q is related to the smoothed sunspot number \bar{R} , and AR related to R . Values of q and a are tabulated as a function of T_m (see § 85) and the general wavelength region λ .

q and a

$\log T_m$ in °K	4.0	4.5	5.0	5.5	6.0	6.2	6.4	6.6	6.8	7.0
λ in Å		1500	800	500	250	60	30	20	10	7
q	0.20	0.10	0.06	0.11	0.43	0.85	1.9	5.0	12	25
a	0.40	0.30	0.14	0.19	0.59	1.2	2.8	8.0	34	200

The limb brightening of the Quiet Sun is well known and some measurements made [10] but the systematic variations with T_m , λ , and \bar{R} are not yet available.

Calculations of solar XUV spectrum

An evaluation of line and continuum emissions for astrophysical high temperature plasmas is given in relation to emission measure, temperature, and wavelength in § 84.

- [1] *A.Q.* **2**, § 82.
- [2] R. J. Thomas and R. G. Teske, *Sol. Phys.*, **16**, 431, 1971.
- [3] J. N. Van Gils and W. de Graff, *Sol. Phys.*, **2**, 290, 1967.
- [4] C. W. Allen, *Space Sci. Rev.*, **4**, 91, 1965.
- [5] H. Friedman, *Rep. Prog. Phys.*, **25**, 163, 1962.
- [6] W. M. Neupert, *Ann. Rev. Astron. Ap.*, **7**, 121, 1969.
- [7] Y. Cuny, *Sol. Phys.*, **16**, 293, 1971.
- [8] A. K. Dupree and E. M. Reeves, *Harv. Coll. Obs.*, TR-17, 1971.
- [9] W. H. Parkinson and E. M. Reeves, *Sol. Phys.*, **10**, 342, 1969.
- [10] C. W. Allen, *Sol. Phys.*, **8**, 72, 1969.
- [11] C. W. Allen and Sh. Youssef, *M.N.*, **161**, 181, 1973.

CHAPTER 10

NORMAL STARS

§ 94. Stellar Quantities and Inter-relations

\mathcal{M}	= mass (\mathcal{M}_\odot = Sun's mass)
\mathcal{R}	= radius
\mathcal{L}	= luminosity = total outflow of radiation
L	= flow of luminous radiation
$\bar{\rho}$	= mean density = $\mathcal{M}/(\frac{4}{3}\pi\mathcal{R}^3)$
Sp	= spectral classification, which may be combined with a luminosity class
m	= apparent magnitude = $-2.5 \log$ brightness. Typical subscripts: v = visual, B = blue, pg = photographic, pv = photovisual, bol = bolometric (total radiation)
U, B, V	= m_U, m_B, m_V = apparent magnitude in ultra-violet, blue, and visual systems
$m_v(10)$	= apparent visual magnitude of the 10th brightness object of the type covered
M	= absolute magnitude = apparent magnitude standardized to 10 pc without absorption
$B - V$	= colour index; $(B - V)_0$ = intrinsic colour index. Various other colour indices (e.g. $U - B$) may be formed
BC	= bolometric correction = $m_{bol} - m_v$ (always negative)
A	= space absorption in magnitudes (usually visual)
m_0	= corrected magnitude = $m - A$
E	= colour excess = $B - V - (B - V)_0$
$m - M$	= distance modulus = $5 \log$ (dist. in pc) $- 5 + A$
$m_0 - M$	= corrected distance modulus = $5 \log$ (dist. in pc) $- 5$
\mathcal{F}	= total radiant flux per stellar surface. $\mathcal{F}_\lambda, \mathcal{F}_v$ are similar, smoothed through absorption lines
\mathcal{F}'	= similar to \mathcal{F} but refers to the continuum. $\mathcal{F}' - \mathcal{F}$ = radiation absorbed in spectrum lines
f	= radiant flux for a star outside the Earth's atmosphere. Also f_λ, f'_λ , etc. as for $\mathcal{F}, \mathcal{F}'$.
T	= stellar temperature, usually at surface. T_{eff} = effective temperature (from $\mathcal{F} = \sigma T_{eff}^4$), T_b = brightness temperature, T_c = colour temperature (visible continuum)
ϕ, G	= gradient of a stellar spectrum continuum; ϕ = absolute gradient = $5\lambda - d(\ln \mathcal{F}'_\lambda)/d(1/\lambda)$ [with λ in μ]; G = relative gradient (= $\phi + a$ constant)
g	= surface gravity

- D = Balmer discontinuity = $\log (\mathcal{F}'3700^+ / \mathcal{F}'3700^-)$ where 3700 Å is taken as the discontinuity wavelength
- $B_\lambda, V_\lambda, K_\lambda$ = sensitivity relative to maximum of standard blue, visual, and normal eye observations [§ 97]
- d = distance, usually in pc
- π = parallax in " = $1/d$ with d in pc
- μ = annual proper motion (in ")
- v_r = sight line velocity away from Sun (in km/s)
- v_t = transverse velocity, in km/s = $4.741\mu/\pi$
- $\alpha, \delta, l^{\text{II}}, b^{\text{II}}$ = equatorial and new galactic coordinates

Numerical relations

Mainly from the magnitude of the Sun in comparison with the Sun's spectral intensity.

$$\log (\mathcal{R}/\mathcal{R}_\odot) = (5680 \text{ }^\circ\text{K}/T_b) - 0.20M_v - 0.01 + 0.5 \log [1 - \exp(-c_2/\lambda_v T_b)]$$

where T_b is brightness temperature at visual wavelength $\lambda_v = 5500$ Å and the last term is usually negligible.

$$5680 \text{ }^\circ\text{K} = c_2(\log e)/2\lambda_v = 3124/\lambda_v \quad [\text{in } \mu]$$

$$\log (\mathcal{R}/\mathcal{R}_\odot) = (7100 \text{ }^\circ\text{K}/T_b) - 0.20M_B - 0.12 \text{ omitting the logarithmic term where } T_b \text{ is now the brightness temperature at } \lambda_B = 4400 \text{ Å.}$$

$$M = m + 5 + 5 \log \pi - A = m + 5 - 5 \log d - A$$

$$M_{\text{bol}} = 4.75 - 2.5 \log (\mathcal{L}/\mathcal{L}_\odot) \\ = 42.36 - 10 \log T_{\text{eff}} - 5 \log (\mathcal{R}/\mathcal{R}_\odot)$$

$$\log \mathcal{L} = -3.147 + 2 \log \mathcal{R} + 4 \log T_{\text{eff}}$$

$$B - V = (7300 \text{ }^\circ\text{K}/T_e) - 0.60$$

$$\text{BC} = -42.54 + 10 \log T_{\text{eff}} + (29000 \text{ }^\circ\text{K}/T_{\text{eff}})$$

$$(m_{\text{bol}} = 0) \text{ star} \equiv 2.48 \times 10^{-5} \text{ erg cm}^{-2} \text{ s}^{-1} \text{ outside Earth atmosphere}$$

$$(M_{\text{bol}} = 0) \text{ star} = 2.97 \times 10^{28} \text{ watts emitted radiation}$$

$$(m_v = 0) \text{ star} \equiv 2.54 \times 10^{-10} \text{ phot} = 2.54 \times 10^{-6} \text{ lux outside Earth atmosphere}$$

$$(M_v = 0) \text{ star} \equiv 2.45 \times 10^{29} \text{ cd}$$

$$1 (m_v = 0) \text{ star deg}^{-2} \equiv 0.84 \times 10^{-6} \text{ stilb} = 0.84 \times 10^{-2} \text{ nit} \\ = 2.63 \times 10^{-6} \text{ lambert}$$

$$m_v \text{ of } 1 \text{ lux} = -13.98$$

$$m_v = -2.5 \log (\int V_\lambda f_\lambda d\lambda) - 13.74$$

$$m_B = -2.5 \log (\int B_\lambda f_\lambda d\lambda) - 12.97$$

$$m_V = -2.5 \log (\int U_\lambda f_\lambda d\lambda) - 13.87$$

where $\int f_\lambda d\lambda$ is in $\text{erg cm}^{-2} \text{ s}^{-1}$ outside Earth atmosphere; $V_\lambda, B_\lambda, U_\lambda$ in § 97.

$$\log f_\lambda(V) = -0.4m_v - 8.43 \quad [1, 2]$$

where $f_\lambda(V)$ is flux in $\text{erg cm}^{-2} \text{ Å}^{-1} \text{ s}^{-1}$ outside Earth atmosphere near 5500 Å. This relation is almost unchanged from B to M stars.

$$\log f_{\lambda}(B) = -0.4m_B - 8.17 \quad [1, 2]$$

where $f_{\lambda}(B)$ is flux in $\text{erg cm}^{-2} \text{ \AA}^{-1} \text{ s}^{-1}$ outside Earth atmosphere near 4400 \AA .

$$\log \mathcal{F}_{\lambda}(V) = -0.4M_V + 8.85 - 2 \log (\mathcal{R}/\mathcal{R}_{\odot})$$

$$\log \mathcal{F}_{\lambda}(B) = -0.4M_B + 9.11 - 2 \log (\mathcal{R}/\mathcal{R}_{\odot})$$

where $\mathcal{F}_{\lambda}(V)$, $\mathcal{F}_{\lambda}(B)$ are flux in $\text{erg cm}^{-2} \text{ \AA}^{-1} \text{ s}^{-1}$ at star surface near 5500 \AA (V) and 4400 \AA (B).

$$A_V = 3.3E_{B-V} \quad [\text{see } \S 125]$$

$$\log (\mathcal{L}_*/\mathcal{L}_{\odot}) = 3.4 \log (M_*/M_{\odot}) \quad [\text{see } \S 100]$$

$$T_R = 0.91 T_{\text{eff}}$$

$$T_0 = 0.78 T_{\text{eff}} \quad (\text{less for early types})$$

where T_R and T_0 are the temperatures of the reversing layer and the extreme surface.

[1] *A.Q.* 1, § 92; 2, § 93.

[2] H. L. Johnson, *Lun. Planet Lab. Arizona*, 3, 73, 1965.

§ 95. Spectral Classification

The features of normal stellar line spectra permit a spectral classification, Sp , in the scheme:

Class	Class characteristics
O	Hot stars with He II absorption
B	He I absorption; H developing later
A	Very strong H, decreasing later; Ca II increasing
F	Ca II stronger; H weaker; metals developing
G	Ca II strong; Fe and other metals strong; H weaker
K	Strong metallic lines; CH and CN bands developing
M	Very red; TiO bands developing strongly

Further subdivision of classes (e.g. B0, B1, B2, etc.) is based on detailed systems [2, 3] with interagreement of about ± 1 subdivision. Not all subdivisions are used in the standard system, and some classifications are further subdivided (e.g. O 9.5).

In addition each class may be subdivided on the basis of luminosity as follows:

Yerkes or MK luminosity class [3, 6] etc.	Examples
I supergiants, incl. Ia, Ib, and c stars	B0 I, sgF, cB0
II bright giants	B5 II
III giants	G0 III, gG
IV sub-giants	G5 IV
V main sequence	G0 V, dG
VI sub-dwarfs	sdK5
VII white dwarf	DA, wA4

In later tabulations the classification, Sp , has been given on the Yerkes system [3] as far as possible. However in the interest of interpolation and smoothing each class is taken to have 10 equally spaced subdivisions. This particularly affects our K5 (\approx Yerkes K3 or K4).

Additional classes [5]

<i>Sp</i>	Class characteristics
The carbon stars R N or C	Strong CN bands and C ₂ bands increasing C ₂ bands, CN bands decreasing
Heavy metal stars S	ZrO bands

Other characteristics sometimes included in *Sp*.

- e = emission lines, e.g. Be (§§ 106, 109)
- f = certain O type emission line stars
- p = peculiar spectrum
- WC, WD = Wolf-Rayet stars (§ 109)
- n = nebulous lines
- s = sharp lines
- k = interstellar lines present
- m = metallic line star

The MK classification is based on the appearance of pairs of spectrum lines. The main pairs are as follows [4]:

<i>Sp</i>	Line pairs for <i>Sp</i>	<i>Sp</i>	Line pairs for luminosity
O5 ↔ O9	4471 He I/4541 He II	O9 ↔ B3	4116–21 Si IV, He I/4144 He
B0 ↔ B1	4552 Si III/4089 Si IV	B0 ↔ B3	3995 N II/4009 He II
B2 ↔ B8	4128–30 Si II/4121 He I	B1 ↔ A5	Balmer line wings
B8 ↔ A2	4171 He I/4481 Mg II	A3 ↔ F0	4416/4481 Mg II
	4026 He I/3934 Ca II		
A2 ↔ F5	4030–34 Mn I/4128–32	F0 ↔ F8	4172/4226 Ca I
	4300 CH/4385		
F2 ↔ K	4300 (G band)/4340 H γ	F2 ↔ K5	4045–63 Fe I/4077 Sr II
			4226 Ca I/4077 Sr II
F5 ↔ G5	4045 Fe I/4101 H δ	G5 ↔ M	Discontinuity near 4215
	4226 Ca I/4340 H γ		
G5 ↔ K0	4144 Fe I/4101 H δ	K3 ↔ M	4215/4260
K0 ↔ K5	4226 Ca I/4325		
	4290/4300		

[1] *A. Q.* 1, § 93; 2, § 94.
 [2] Henry Draper Catalogue, *Harv. Ann.*, 91 ↔ 99, 1918–24.
 [3] W. W. Morgan, Keenan and Kellman, *Atlas of Stellar Spectra*, Chicago, 1943.
 [4] Th. Schmidt-Kaler, *Landolt-Börnstein Tables*, p. 288, Group VI, 1, Springer, 1965.
 [5] P. C. Keenan, *Stellar Atmospheres*, ed. Greenstein, p. 530, Chicago, 1960.
 [6] P. C. Keenan, *Basic Astronomical Data*, ed. Strand, p. 78, Chicago, 1963.

§ 96. Classification and Absolute Magnitude

The data of this section, when plotted, is usually called the Hertzsprung–Russell (H.R.) Diagram.

The sequences are not always well separated from one another. In later tables stars are usually segregated into dwarfs v, giants III, and supergiants I. ZAMS = zero age main sequence

The H.R. Diagram

M_V

<i>Sp</i>	Super-giants		Bright giants II	Giants III	Sub- giants IV	Main seq. dwarfs V	ZAMS V	White dwarfs VII	Pop II.			
	Ia	Ib							Sub- dwarfs VI	Red branch	Horiz. branch	
	[1, 3, 4, 9, 10]					[1, 3, 4, 5, 6, 7, 8, 10]				[1, 12]		
O5	-6.4			-5.4		-5.7						
B0	-6.7	-6.1	-5.4	-5.0	-4.7	-4.1	-3.3	+10.2				
B5	-6.9	-5.7	-4.3	-2.4	-1.8	-1.1	-0.2	+10.7				+2.3
A0	-7.1	-5.3	-3.1	-0.2	+0.1	+0.7	+1.5	+11.3				+0.8
A5	-7.7	-4.9	-2.6	+0.5	+1.4	+2.0	+2.4	+12.2				+0.5
F0	-8.2	-4.7	-2.3	+1.2	+2.0	+2.6	+3.1	+12.9				+0.4
F5	-7.7	-4.7	-2.2	+1.4	+2.3	+3.4	+3.9	+13.6	+4.8	+4.8		+0.4
G0	-7.5	-4.7	-2.1	+1.1	+2.9	+4.4	+4.6	+14.3	+5.7	+4.1		+0.3
G5	-7.5	-4.7	-2.1	+0.7	+3.1	+5.1	+5.2	+14.9	+6.4	+2.0		-0.1
K0	-7.5	-4.6	-2.1	+0.5	+3.2	+5.9	+6.0	+15.3	+7.3	-0.2		-0.6
K5	-7.5	-4.6	-2.2	-0.2		+7.3	+7.3	+15	+8.4	-2.2		-2.2
M0	-7.5	-4.6	-2.3	-0.4		+9.0	+9.0	+15	+10	-3		-3
M2	-7		-2.4	-0.6		+10.0	+10.0		+12			
M5				-0.8		+11.8	+11.8		+14			
M8						+16			+16			

Relation between absolute magnitude and Ca II emission line widths [2, 11].

w_0 = corrected whole-line width of Ca II H and K (mean) expressed as a velocity in km/s.

$\log w_0$	1.3	1.5	1.7	1.9	2.1	2.3
M_V	7.9	5.2	2.1	-1.0	-3.8	-6.7

For Sun [11] $w_\lambda = 0.45 \text{ \AA}$, $\log w_0 = 1.53$, $M_V = 4.83$.

- [1] *A.Q.* 1, § 94; 2, § 95.
- [2] O. C. Wilson, *Ap. J.*, **130**, 499, 1959; *P.A.S.P.*, **79**, 46, 1967.
- [3] A. Blaauw, *Basic Astron. Data*, ed. Strand, p. 383, Chicago, 1963.
- [4] D. Michalas, *Galactic Astronomy*, p. 46, Freeman Co., 1968.
- [5] M. Pim Fitzgerald, *P.A.S.P.*, **81**, 71, 1969.
- [6] J. Jung, *Astron. Ap.*, **11**, 351, 1971.
- [7] S. W. McCuskey and R. H. Rubin, *A. J.*, **71**, 517, 1966.
- [8] R. v.d. R. Woolley *et al.*, *Royal Obs. Bull.*, **166**, 1971.
- [9] S. B. Parsons, *Colloq. Supergiant Stars*, Trieste, 1971.
- [10] Th. Schmidt-Kaler, *Z. Ap.*, **53**, 1, 28, 1961.
- [11] M. K. V. Bappu and K. R. Swarman, *Sol. Phys.*, **17**, 316, 1971.
- [12] P. Keenan, *Basic Astron. Data*, ed. Strand, p. 106, Chicago, 1963.

§ 97. Star Colour Systems

Star colours are determined and expressed by relating the intensity of their radiation, in two or more regions of the spectrum. The regions may be indicated by their effective wavelength (λ_U for ultraviolet, λ_B for blue, λ_V for visual, etc.). It is the difference in the reciprocal wavelength (e.g. $1/\lambda_B - 1/\lambda_V$) that defines the base length of the colour system; this may be denoted $\Delta(1/\lambda)$.

Colour indices are related to \mathcal{F}_λ or f_λ the actual smoothed flux of radiation near the effective wavelength. On the other hand gradients ϕ , G , and colour temperature T_c are related to \mathcal{F}'_λ or f'_λ the flux of the continuum. An unfortunate complication is introduced by the fact that the effective wavelength of a colour index system changes with the colour itself.

The U, B, V system

This system [4, 5] has replaced the earlier international photographic and photovisual systems. The alternative notation for the stellar magnitudes is

$$U = m_U, \quad B = m_B, \quad V = m_V$$

Response curves for U_λ , B_λ , V_λ sensitivities and also for the normal and dark adapted eye. The U , B , V data include the aluminium reflectivity variation with λ . They do not include the atmospheric absorption [1, 11, 12, 13].

Response curves

λ	U_λ	B_λ	V_λ	Eye	
				K_λ Normal	Dark
μ					
0.30	0.13	0.00	0.00	0.00	0.00
0.32	0.60	0.00			0.00
0.34	0.92	0.00			0.00
0.36	1.00	0.00			0.00
0.38	0.72	0.13			0.00
0.40	0.07	0.92	0.00	0.00	0.02
0.42	0.00	1.00	0.00	0.00	0.08
0.44	0.00	0.92	0.00	0.02	0.21
0.46	0.00	0.76	0.00	0.06	0.41
0.48	0.00	0.56	0.01	0.14	0.65
0.50	0.00	0.39	0.36	0.32	0.90
0.52		0.20	0.91	0.71	0.96
0.54		0.07	0.98	0.95	0.68
0.56		0.00	0.80	1.00	0.35
0.58		0.00	0.59	0.87	0.14
0.60	0.00	0.00	0.39	0.63	0.05
0.62			0.22	0.38	0.02
0.64			0.09	0.18	0.01
0.66			0.03	0.06	0.00
0.68			0.01	0.02	0.00

The colour indices normally used are $B - V$ and $U - B$.

A quantitative approximation

$$B - V = 2.5 \log (\mathcal{F}_{\lambda V} / \mathcal{F}_{\lambda B}) + 0.67$$

Effective wavelengths

T_{\odot}	$B - V$	Sp	λ_U	λ_B	λ_V	$\frac{\Delta(1/\lambda)}{B - V}$	$\frac{\Delta(1/\lambda)}{U - B}$
$^{\circ}K$			\AA	\AA	\AA	μ^{-1}	μ^{-1}
25 000	-0.2	B2	3550	4330	5470	0.48	0.50
10 000	+0.2	A5	3650	4400	5480	0.46	0.46
4 000	+1.2	K5	3800	4500	5510	0.42	0.41

For $T = \infty$ [1]

$$B - V = -0.46$$

$$U - B = -1.33$$

Properties of various colour systems

System	Symbol Effective wavelength in μ Effective band width in μ $\log f$ (in $W \text{ cm}^{-2} \mu^{-1}$) at zero magnitude						
International (early) [1, 10]				$P \simeq pg$ 0.425	pv 0.59		
Six colour [2]		U 0.355	Vi 0.42	B 0.49	G 0.57	R 0.72	I 1.03
Standard [4, 5]			U 0.365 0.068 -11.37	B 0.44 0.098 -11.18	V 0.55 0.089 -11.42		
Long wave systems [3, 8, 9]	R 0.70 0.22 -11.76	I 0.90 0.24 -12.08	J 1.25 0.38 -12.48	K 2.2 0.48 -13.40	L 3.4 0.70 -14.09	M 5.0 -14.66	N 10.2 -15.91
Intermediate band width [6, 7]		u 0.350 0.034	v 0.411 0.020	b 0.467 0.016	y 0.547 0.024		

Gradients

Gradient between λ_1 and λ_2

$$\phi = -\ln (\lambda_1^5 \mathcal{F}'_1 / \lambda_2^5 \mathcal{F}'_2) / (1/\lambda_1 - 1/\lambda_2) \quad [\lambda \text{ in } \mu]$$

Black body gradient

$$\begin{aligned} \phi(T) &= 5\lambda - \frac{d}{d(1/\lambda)} (\ln \mathcal{F}'_\lambda) \\ &= (c_2/T) [1 - \exp(-c_2/\lambda T)] \end{aligned}$$

where T = black body temperature, c_2 = radiation constant. $\phi(T)$ is dependent on T and also (for hot stars) on mean wavelength λ .

Variation of $\phi(T)$ with T and λ

T in °K	∞	50000	20000	10000	8000	6000	4000
c_2/T	0.00	0.29	0.72	1.44	1.80	2.40	3.60
$\phi(T), \lambda = 0.4 \mu$	0.40	0.56	0.86	1.48	1.82	2.40	3.60
$\lambda = 0.5 \mu$	0.50	0.66	0.94	1.52	1.85	2.42	3.60

For unreddened A0 stars (visible region)

$$G_G = 0; \quad \phi = 1.11; \quad T_c = 15400 \text{ }^\circ\text{K}$$

where G_G = relative gradient on Greenwich system.

Approximate relations

$$\begin{aligned} V &= m_{pv} + 0.00 \\ B &= m_{pg} + 0.11 = P + 0.11 \\ \phi &= G_G + 1.11 \\ B - V &= 0.59G_G - 0.07 \end{aligned}$$

[1] *A.Q.* 1, § 95; 2, § 96.
 [2] J. Stebbins and A. E. Whitford, *Ap. J.*, 102, 318, 1945.
 [3] H. L. Johnson, *Lunar Planet Lab., Arizona*, 3, 73, 1965.
 [4] H. L. Johnson and W. W. Morgan, *Ap. J.*, 114, 522, 1951; 117, 313, 1953.
 [5] H. L. Johnson, *Ann. d'Ap.*, 18, 292, 1955.
 [6] B. Stromgren, *Q.J. R.A.S.*, 4, 8, 1963.
 [7] S. Matsushima, *Ap. J.*, 158, 1137, 1969.
 [8] J. L. Greenstein *et al.*, *Ap. J.*, 161, 519, 1970.
 [9] H. L. Johnson and R. J. Mitchell, *Lunar Planet Lab., Arizona*, 1, 73, 1962.
 [10] V. Straižhis, *Sov. A.*, 7, 253, 1963.
 [11] T. A. Mathews and A. R. Sandage, *Ap. J.*, 138, 30, 1963.
 [12] H. L. Johnson, *Ann d'Ap.*, 18, 292, 1955.
 [13] A. Ažuiensis and V. Straižys, *Sov. A.*, 13, 316, 1969.

§ 98. Absolute Magnitude and Colour Index

 M_V

$B - V$	Supergiants		Bright giants II	Giants III [1, 2, 3, 7]	Sub- giants IV	Main sequence mean ZAMS V [1, 3, 4, 5, 6, 7]		Sub- dwarfs VI [1, § 96]	White dwarfs VII
	Ia [1, 2, § 96]	Ib							
-0.5	-6.6	-6.6				-6.5			
-0.4	-6.6	-6.5				-5.6			
-0.3	-6.7	-6.4		-5.1		-3.9	-3.3		
-0.2	-6.8	-6.1	-5.4	-3.5	-2.8	-1.5	-1.0		+10.4
-0.1	-6.9	-5.8	-4.4	-1.9	-1.1	-0.2	+0.5		
0.0	-7.1	-5.4	-3.2	-0.6	0.0	+0.7	+1.5		+11.4
0.1	-7.4	-5.1	-2.7	+0.1	+1.0	+1.5	+2.1		
0.2	-7.8	-4.9	-2.4	+0.7	+1.7	+2.2	+2.6		+12.4
0.3	-8.1	-4.8	-2.3	+1.1	+2.2	+2.8	+3.2		
0.4	-8.0	-4.7	-2.2	+1.4	+2.4	+3.3	+3.7	+4.0	+13.4
0.5	-7.8	-4.7	-2.1	+1.4	+2.7	+4.0	+4.3	+5.0	
0.6	-7.7	-4.7	-2.1	+1.3	+3.0	+4.5	+4.7	+5.7	+14.4
0.7	-7.6	-4.7	-2.1	+1.2	+3.1	+5.1	+5.3	+6.4	
0.8	-7.5	-4.7	-2.1	+1.0	+3.2	+5.8	+5.8	+6.9	+15.2
0.9	-7.5	-4.7	-2.1	+0.8	+3.2	+6.3	+6.3	+7.4	
1.0	-7.5	-4.7	-2.1	+0.6	+3	+6.7	+6.7	+7.9	+15.8
1.1	-7.5	-4.7	-2.1	+0.4	+3	+7.2	+7.2		
1.2	-7.5	-4.7	-2.2	+0.2	+3	+7.7	+7.7		
1.3	-7.5	-4.7	-2.2	+0.1		+8.2	+8.2		
1.4	-7.5	-4.7	-2.2	-0.1		+8.7	+8.7		
1.5	-7.5	-4.6	-2.3	-0.2		+9.8	+9.8		
1.6			-2.3	-0.3		+11.8	+11.8		
1.7			-2.3	-0.4		+14	+14		
1.8			-2.4	-0.5		+16	+16		
1.9	-7.5	-4.6	-2.4	-0.5					

The brightest supergiants (classified Ia-O [8]) are omitted from this table.

Globular Cluster Stars compared with main sequence

$B - V$

M_V	Near stars main seq.	Globular clusters	
		Blue branch [1, 9, 10]	Red branch
-3	-0.27	+1.6	+1.6
-2	-0.22	+1.2	+1.3
-1	-0.15	+0.90	+1.00
0	-0.05	+0.55	+0.83
1	+0.05	-0.05	+0.75
2	+0.16	-0.2	+0.65
3	+0.35		+0.55
4	+0.49		+0.45
5	+0.67		+0.5
6	+0.84		+0.7

[1] *A.Q.* 1, § 97; 2, § 98.
 [2] D. Mihalas, *Galactic Astronomy*, Freeman Co., 1967.
 [3] P. C. Keenan, p. 78; A. Blaauw, p. 383, in *Basic Astron. Data*, ed. Strand, Chicago, 1963.
 [4] R. Woolley *et al.*, *Royal Obs. Bull.*, No. 166, 1971.
 [5] H. L. Johnson *et al.*, *Ap. J.*, 152, 465, 1968.
 [6] H. L. Johnson, p. 204; F. Becker, p. 254, in *Basic Astron. Data*, ed. Strand, Chicago, 1963.
 [7] W. Osborn (Venezuela). Private communication, 1971.
 [8] P. C. Keenan and W. W. Morgan, *Trans. I.A.U.*, 11A, 346, 1961.
 [9] A. Sandage and M. F. Walker, *Ap. J.*, 143, 313, 1966.
 [10] A. Sandage, *Ap. J.*, 158, 1115, 1969; 162, 841, 1970.

§ 99. Stellar Radiation, Temperature and Colour

Bolometric correction, BC, and effective temperatures, T_{eff} [1, 2, 3, 7, 21]

$\log T_{\text{eff}}$	BC	$\log T_{\text{eff}}$	BC	$\log T_{\text{eff}}$	BC
in °K		in °K		in °K	
5.0	-7	4.1	-0.8	3.6	-1.0
4.8	-5.4	4.0	-0.36	3.5	-2.2
4.6	-3.8	3.9	-0.13	3.4	-4.0
4.4	-2.5	3.8	-0.02	3.3	-6
4.2	-1.3	3.7	-0.3	3.2	-8

Stellar colours, temperatures, and bolometric corrections

<i>Sp</i>	M_V	$(B-V)_0$ [1, 2, 5, 6, 8, 10, 12, 21, 25, 27, 28]	$(U-B)_0$	T_{eff}	BC [1, 2, 25, 26]	M_{bol}
Main sequence, v						
O5	-5.8	-0.35	-1.15	40000	-4.0	-10
B0	-4.1	-0.31	-1.06	28000	-2.8	-6.8
B5	-1.1	-0.16	-0.55	15500	-1.5	-2.6
A0	+0.7	0.00	-0.02	9900	-0.40	+0.1
A5	+2.0	+0.13	+0.10	8500	-0.12	+1.7
F0	+2.6	+0.27	+0.07	7400	-0.06	+2.6
F5	+3.4	+0.42	+0.03	6580	0.00	+3.4
G0	+4.4	+0.58	+0.05	6030	-0.03	+4.3
G5	+5.1	+0.70	+0.19	5520	-0.07	+5.0
K0	+5.9	+0.89	+0.47	4900	-0.19	+5.8
K5	+7.3	+1.18	+1.10	4130	-0.60	+6.7
M0	+9.0	+1.45	+1.28	3480	-1.19	+7.8
M5	+11.8	+1.63	+1.2	2800	-2.3	+9.8
M8	+16	+1.8		2400		
Giants, III						
G0	+1.1	+0.65	+0.3	5600	-0.03	+1.1
G5	+0.7	+0.85	+0.53	5000	-0.2	+0.5
K0	+0.5	+1.07	+0.90	4500	-0.5	+0.2
K5	-0.2	+1.41	+1.5	3800	-0.9	-1.0
M0	-0.4	+1.60	+1.8	3200	-1.6	-1.8
M5	-0.8	+1.85	+2.3		-2.8	-3
Super giants I [9, 22]						
B0	-6.4	-0.25	-1.2	30000	-3	-9
A0	-6.2	0.00	-0.3	12000	-0.5	-7
F0	-6	+0.25	+0.25	7000	-0.1	-6.0
G0	-6	+0.70	+0.60	5700	-0.1	-5.2
G5	-6	+1.06	+0.87	4850	-0.3	-5.2
K0	-5	+1.39	+1.34	4100	-0.7	-5.4
K5	-5	+1.70	+1.7	3500	-1.2	-6
M0	-5	+1.94	+1.7		-1.9	-7
M5		+2.14			-3.2	

Reddening, see § 125.

Unreddened colours are designated $(B-V)_0$, $(U-B)_0$, etc.

The unreddened relation between $B-V$ and $U-B$ [2, 31]

$(B-V)_0$	$(U-B)_0$	$(B-V)_0$	$(U-B)_0$	$(B-V)_0$	$(U-B)_0$
-0.2	-0.72	+0.6	+0.10	+1.4	+1.20
0.0	0.00	+0.8	+0.43	+1.6	+1.18
+0.2	+0.08	+1.0	+0.86	+1.8	+1.35
+0.4	-0.01	+1.2	+1.17	+2.0	+1.6

Colour factor Q , independent of reddening [11, 22]

$$Q = (U - B) - (E_{U-B}/E_{B-V})(B - V)$$

$$= (U - B) - 0.72(B - V)$$

For main sequence

Sp	O5	B0	B5	A0
Q	-0.92	-0.87	-0.44	0.00

Stellar flux and line absorption

Sp	$\log \mathcal{F}_V [1]$		$\log (\mathcal{F}'_V/\mathcal{F}_V)$	Line absorption [1, 18, 20]			D = Balmer discontinuity [1, 20]
	Main sequence	Giants		λ			
	in $\text{erg cm}^{-2} \text{s}^{-1} \text{\AA}^{-1}$			0.4 μ	0.5 μ	0.6 μ	
				% of continuum			dex
O5			0.00				0.03
B0	8.6		0.00	2	0	0	0.09
B5	8.12		0.00	3	1	0	0.30
A0	7.79		0.00	5	3	0	0.53
A5	7.53		0.01	11	5	1	0.47
F0	7.33		0.02	17	8	2	0.29
F5	7.16	7.16	0.03	20	10	3	0.17
G0	7.00	6.75	0.04	27	12	4	0.12
G5	6.84	6.50	0.05	34	14	4	0.08
K0	6.64	6.28	0.07	45	19	6	
K5	6.33	5.9	0.10	60?	25	8	
M0	6.0	5.5	0.13	70?	30?	10	

Spectral flux f_λ of $V = 0$ stars outside Earth atmosphere [14, 15, 16, 17, 18, 19, 26].

$\log f_\lambda$

λ	Sp					
	B0	A0	F0	G0	K0	M0
\AA	in $\text{erg cm}^{-2} \text{s}^{-1} \text{\AA}^{-1}$					
1000	-7.3	-9				
1500	-7.3	-8.2				
2000	-7.2	-8.1	-9.2	-10.1		
2500	-7.4	-8.2	-9.0	-9.6		
3000	-7.6	-8.4	-8.7	-8.9		
3500	-7.8	-8.45	-8.6	-8.7		
4000	-7.98	-8.07	-8.28	-8.43	-8.63	-9.07
4500	-8.12	-8.20	-8.29	-8.37	-8.45	-8.65
5000	-8.27	-8.32	-8.37	-8.39	-8.44	-8.56
5500	-8.44	-8.44	-8.44	-8.44	-8.44	-8.44
6000	-8.58	-8.56	-8.53	-8.50	-8.42	-8.33
8000	-9.07	-8.90	-8.80	-8.68	-8.52	-8.34
10000	-9.43	-9.12	-9.00	-8.86	-8.67	-8.48

Red and Infrared colours (ref. § 97) of main sequence stars [13, 21, 26].

<i>Sp</i>	Colours					
	<i>V-R</i>	<i>V-I</i>	<i>V-J</i>	<i>V-K</i>	<i>V-L</i>	<i>V-N</i>
A0	0.00	0.00	0.00	0.00	0.00	0.00
F0	0.30	0.47	0.55	0.74	0.8	+0.8
G0	0.52	0.93	1.02	1.35	1.5	+1.4
K0	0.74	1.4	1.5	2.0	2.5	
M0	1.1	2.2	2.3	3.5	4.3	
M5		2.8			6.4	

- [1] A.Q. 1, § 98; 2, § 99.
 [2] H. L. Johnson, p. 204; W. Becker, p. 241; D. L. Harris, p. 263, in *Basic Astron. Data*, ed. Strand, Chicago, 1963.
 [3] A. B. Underhill, *Vistas in Astron.*, 8, 41, 1965.
 [4] Th. Schmidt-Kaler, *Landolt-Bornstein Tables*, p. 297, Gr. VI, 1, 1965.
 [5] R. Schild, Peterson, Oke, *Ap. J.*, 166, 95, 1971.
 [6] A. Sapor and I. Kunsik, *Tartu Obs.*, Teated, No. 7, 8, 1963.
 [7] J. Davis and R. J. Webb, *Ap. J.*, 159, 551, 1970.
 [8] R. Hanbury Brown *et al.*, *M.N.*, 137, 375, 1967.
 [9] Th. Schmidt-Kaler, *Z. Ap.*, 53, 1, 28, 1961.
 [10] W. Osborn (Venezuela). Private communication, 1971.
 [11] H. L. Johnson and W. W. Morgan, *Ap. J.*, 117, 313, 1953.
 [12] A. J. Wesselink, *M.N.*, 144, 297, 1969.
 [13] H. L. Johnson *et al.*, *Ap. J.*, 152, 465, 1968.
 [14] Th. P. Stecker, *Ap. J.*, 159, 543, 1970.
 [15] G. R. Carruthers, *Ap. J.*, 166, 349, 1971.
 [16] J. W. Campbell, *Ap. Space Sci.*, 11, 417, 1971.
 [17] R. V. Willstrop, *Mem. R.A.S.*, 69, 83, 1965.
 [18] A. D. Code, *Stellar Atmospheres*, ed. Greenstein, p. 50, Chicago, 1960.
 [19] J. B. Oke, *Ap. J.*, 140, 689, 1964.
 [20] D. J. Stickland, *M.N.*, 153, 501, 1971.
 [21] J. L. Greenstein *et al.*, *Ap. J.*, 161, 519, 1970.
 [22] A. B. Underhill, *Early Type Stars*, p. 58, Reidel, 1966.
 [23] F. J. Low and H. L. Johnson, *Ap. J.*, 139, 1130, 1964.
 [24] F. G. Gillett, Low, Stein, *Ap. J.*, 154, 677, 1968.
 [25] J. I. Smak, *Ann. Rev. Astron. Ap.*, 4, 19, 1966.
 [26] H. L. Johnson, *Ann. Rev. Astron. Ap.*, 4, 193, 1966.
 [27] S. E. Strom and D. M. Peterson, *Ap. J.*, 152, 859, 1968.
 [28] S. P. Parsons, *M.N.*, 152, 121, 133, 1971.
 [29] C. P. Gordon, *P.A.S.P.*, 80, 597, 1968.
 [30] D. M. Gottlieb and W. L. Úpson, *Ap. J.*, 157, 607, 1969.
 [31] R. Woolley *et al.*, *Royal Obs. Bull.*, No. 166, Greenwich, 1971.

§ 100. Stellar Mass, Luminosity, Radius and Density

Notation from § 94.

Mass-luminosity approximation

$$\log (\mathcal{L} / \mathcal{L}_{\odot}) = 3.45 \log (M / M_{\odot})$$

Largest mass of a stable normal star [9]

$$M_{\max} = 60 M_{\odot}$$

Luminosity and radius with mass, white dwarfs omitted

$\log (M/M_{\odot})$	M_{bol} [1, 2, 3, 4, 5]	$\log (L/L_{\odot})$	M_V	M_B	$\log (R/R_{\odot})$ main seq. [1]
-1.0	+12.1	-2.9	15.5	+17.1	-0.9
-0.8	+10.9	-2.5	13.9	+15.5	-0.7
-0.6	+9.7	-2.0	12.2	+13.9	-0.5
-0.4	+8.4	-1.5	10.2	+11.8	-0.3
-0.2	+6.6	-0.8	7.5	+8.7	-0.14
0.0	+4.7	0.0	4.8	+5.5	0.00
+0.2	+2.7	+0.8	2.7	+3.0	+0.10
+0.4	+0.7	+1.6	1.1	+1.1	+0.32
+0.6	-1.1	+2.3	-0.2	-0.1	+0.49
+0.8	-2.9	+3.0	-1.1	-1.2	+0.58
+1.0	-4.6	+3.7	-2.2	-2.4	+0.72
+1.2	-6.3	+4.4	-3.4	-3.6	+0.86
+1.4	-7.6	+4.9	-4.6	-4.9	+1.00
+1.6	-8.9	+5.4	-5.6	-6.0	+1.15
+1.8	-10.2	+6.0	-6.3	-6.9	+1.3

Mass, radius, luminosity, and mean density with spectral class

I = supergiant, III = giant, V = dwarf

A single column between III and V represents main sequence

<i>Sp</i>	$\log (M/M_{\odot})$			$\log (R/R_{\odot})$			$\log (L/L_{\odot})$			$\log \bar{\rho}$		
	I	III	V	I	III	V	I	III	V	I	III	V
	[1, 2, 3, 4, 5]			[1, 3, 4, 5, 6]								
O5	+2.2	+1.6			+1.3	+1.25		+5.4	+5.7		-2.1	-2.0
B0	+1.7	+1.25		+1.3	+1.2	+0.87	+5.4	+4.3		-2.1	-1.2	
B5	+1.4	+0.81		+1.5	+1.0	+0.58	+4.8	+2.9		-2.9	-0.78	
A0	+1.2	+0.51		+1.6	+0.8	+0.40	+4.3	+1.9		-3.5	-0.55	
A5	+1.1	+0.32		+1.7		+0.24	+4.0	+1.3		-3.8	-0.26	
F0	+1.1	+0.23		+1.8		+0.13	+3.9	+0.8		-4.2	-0.01	
F5	+1.0	+0.11		+1.9	+0.6	+0.08	+3.8	+0.4		-4.5	+0.03	
G0	+1.0	+0.4	+0.04	+2.0	+0.8	+0.02	+3.8	+1.5	+0.1	-4.9	-1.8	+0.13
G5	+1.1	+0.5	-0.03	+2.1	+1.0	-0.03	+3.8	+1.7	-0.1	-5.2	-2.4	+0.20
K0	+1.1	+0.6	-0.11	+2.3	+1.2	-0.07	+3.9	+1.9	-0.4	-5.7	-2.9	+0.25
K5	+1.2	+0.7	-0.16	+2.6	+1.4	-0.13	+4.2	+2.3	-0.8	-6.4	-3.4	+0.38
M0	+1.2	+0.8	-0.33	+2.7		-0.20	+4.5	+2.6	-1.2	-6.7	-4	+0.4
M2	+1.3		-0.41	+2.9		-0.3	+4.7	+2.8	-1.5	-7.2		+0.7
M5			-0.67			-0.5		+3.0	-2.1			+1.0
M8			-1.0			-0.9			-3.1			+1.8

[1] *A.Q.* 1, § 99; 2, § 100.

[2] B. Cester, *Z. Ap.*, 62, 191, 1965.

[3] K. Pilowski, *Hanover Astron. St.*, 5, 6, 1961.

[4] D. L. Harris, Strand, Worley, *Basic Astron. Data*, ed. Strand, p. 273, Chicago, 1963.

[5] A. B. Underhill, *The Early Type Stars*, Reidel, 1966.

[6] O. Franz, *Mitt. U.S., Wien*, 8, 1, 1956.

[7] E. P. J. van den Heuvel, *B.A.N.*, 19, 11, 1967.

[8] A. H. Batten, *A.J.*, 73, 551, 1968.

[9] R. B. Larson and S. Starrfield, *Astron. Ap.*, 13, 190, 1971.

§ 101. Stellar Rotation

High rotational velocities occur only in early type stars O, B, A, F; *not* in G \rightarrow M stars, supergiants, cepheids, or long-period-variables.

v_e = equatorial rotation velocity

$v_e \sin i$ = apparent equatorial velocity observed at inclination i of axis to line-of-sight

$\bar{v}_e, \overline{v_e \sin i}$ = mean values for observed stars

Mean random $\sin i = \pi/4$

A noticeable difference can be detected between giants III; and main sequence stars, v. The largest observed velocities v_e (max) are found in emission line stars (Oe, Be, etc.). The rotations are limited to critical values, v_e (crit), when outer layers have a Roche model.

Equatorial rotational velocities

<i>Sp</i>	$\overline{v_e \sin i}$		\bar{v}_e		v_e (max) [3, 4]	v_e (crit) [3, 5]
	III [1, 2, 3]	v	III	v		
	km/s	km/s	km/s	km/s	km/s	km/s
O5		140		180	400	
B0	75	160	95	200	420	630
B5	95	180	120	230	390	500
A0	110	150	140	190	320	450
A5	125	115	160	150	250	410
F0	100	78	130	100	180	400
F5	45	22	60	30	100	400
G0	15	3	20	4		
K, M	< 10	1	< 12	1		

[1] *A.Q.* 1, § 100; 2, § 101.

[2] E. P. J. van den Heuvel, *B.A.N.*, 19, 11, 1967.

[3] A. Slettebak, *Ap. J.*, 145, 121, 126, 1966.

[4] Th. Schmidt-Kaler, *Landolt-Börnstein Tables*, Group VI, 1, p. 311, 1965.

[5] I.-J. Sackmann, *Astron. Ap.*, 8, 76, 1970.

§ 102. Stellar Structure

Notation: ρ = density, T = temperature, \mathcal{R} = stellar radius, p = pressure, \mathcal{M} = stellar mass, r = central distance, \mathcal{M}_r = mass within r , etc., \mathcal{L} = luminosity, subscript $_o$ = central value.

X = fraction of H by mass $\simeq 0.73$

Y = fraction of He by mass $\simeq 0.25$

$Z = 1 - X - Y$ = fraction of heavy elements $\simeq 0.017$

μ = mean molecular weight

$= 4/(6X + Y + 2) \simeq 0.60$

Central temperatures, densities and pressures of stars

Type of star	M/M_{\odot}	Sp	T_c in 10^6 °K	$\log \rho_c$ in $g\ cm^{-3}$	$\log P_c$ in $dyn\ cm^{-2}$
Main sequence [1, 2, 3, 4, 7]	20	B0	34	0.7	16.2
	10	B3	31	0.95	16.6
	5	B6	27	1.30	16.9
	2	A6	20	1.83	17.3
	1	G2	15	2.00	17.3
	0.5	M0	8	1.8	16.8
Metal poor [5, 6]	1		120	4.2	20.4
Red giant [2, 12]	1.3		40	5.5	21.3
White dwarf [2, 9]	0.9		8	7.2	24.2
Superdense [13]			8	13.5	32.3

Opacity of stellar material: see § 40

Stellar models

(Solar model given in § 76)

Standard model [1, 14]

Point convective model [1, 15]

$$\rho_c = 54.2\bar{p}$$

$$= 76.4 (M/M_{\odot})(R/R_{\odot})^{-3} g\ cm^{-3}$$

$$T_c = 19.7 \times 10^6\ ^{\circ}K$$

$$\times \mu(M/M_{\odot})(R/R_{\odot})^{-1}$$

$$\rho_c = 37.0\bar{p}$$

$$= 52.2 (M/M_{\odot})(R/R_{\odot})^{-3} g\ cm^{-3}$$

$$T_c = 20.8 \times 10^6\ ^{\circ}K$$

$$\times \mu(M/M_{\odot})(R/R_{\odot})^{-1}$$

r/R	ρ/ρ_c	T/T_c	P/P_c	M_r/M
0.0	1.000	1.000	1.000	0.000
0.05	0.941	0.982	0.925	0.007
0.1	0.793	0.928	0.734	0.047
0.2	0.429	0.752	0.322	0.262
0.3	0.179	0.568	0.102	0.548
0.4	0.069	0.403	0.028	0.765
0.5	0.0227	0.284	0.0064	0.898
0.6	0.0072	0.194	0.0014	0.963
0.7	0.0019	0.125	0.0 ³ 24	0.989
0.8	0.0 ³ 39	0.071	0.0 ⁴ 28	0.999
0.9	0.0 ⁴ 38	0.032	0.0 ⁵ 12	1.000
0.95	0.0 ⁵ 6	0.0157	0.0 ⁷ 9	1.000
0.98	0.0 ⁵ 16	0.0065	0.0 ⁷ 10	1.000
1.0	0.0	0.0	0.0	1.000

r/R	ρ/ρ_c	T/T_c	P/P_c	M_r/M
0.0	1.000	1.000	1.000	0.000
0.05	0.970	0.980	0.950	0.006
0.1	0.890	0.919	0.817	0.035
0.2	0.606	0.719	0.435	0.220
0.3	0.290	0.523	0.152	0.512
0.4	0.110	0.369	0.041	0.762
0.5	0.036	0.257	0.009	0.902
0.6	0.0103	0.173	0.0018	0.966
0.7	0.0025	0.120	0.0 ³ 30	0.991
0.8	0.0 ³ 44	0.066	0.0 ⁴ 29	0.999
0.9	0.0 ⁴ 31	0.029	0.0 ⁶ 9	1.000
0.95	0.0 ⁵ 25	0.0138	0.0 ⁷ 35	1.000
0.98	0.0 ⁵ 15	0.0055	0.0 ⁹ 8	1.000
1.00	0.0	0.0	0.0	1.000

Initial main seq., $M = 10M_{\odot}$ [2]Red giant, $M = 1.3M_{\odot}$ [2]

r/R	$\log \rho$	$\log T$	L_r/L	M_r/M	r/R	$\log \rho$	$\log T$	L_r/L	M_r/M
	in g cm^{-3}	in $^{\circ}\text{K}$				in g cm^{-3}	in $^{\circ}\text{K}$		
0.00	+0.89	7.44	0.00	0.00	0.00	+5.54	7.60	0.00	0.00
0.01	+0.89	7.44	0.00	0.00	0.0001	+5.52	7.60	0.00	0.00
0.1	+0.85	7.41	0.51	0.02	0.0005	+5.10	7.60	0.00	0.13
0.2	+0.72	7.33	0.98	0.17	0.001	+3.21	7.60	0.00	0.26
0.3	+0.50	7.20	1.00	0.43	0.01	-0.73	6.78	1.00	0.27
0.4	+0.14	7.05	1.00	0.69	0.1	-2.54	6.07	1.00	0.29
0.5	-0.31	6.89	1.00	0.87	0.2	-2.88	5.84	1.00	0.36
0.6	-0.82	6.72	1.00	0.95	0.3	-3.11	5.69	1.00	0.46
0.7	-1.42	6.53	1.00	0.99	0.5	-3.52	5.42	1.00	0.70
0.8	-2.17	6.30	1.00	1.00	0.7	-4.00	5.11	1.00	0.91
0.9	-3.29	5.95	1.00	1.00	0.8	-4.34	4.87	1.00	0.97
0.98	-5.66	5.20	1.00	1.00	0.9	-4.87	4.52	1.00	1.00

Mass rate of energy generation in proton-proton chain (pp) [1, 10]

$$\epsilon_{\text{pp}} = \rho X^2 E_{\text{pp}} \text{ erg g}^{-1} \text{ s}^{-1}$$

where ρ = density in g cm^{-3} and E_{pp} is tabulated as a function of T .

Mass rate of energy generation in carbon-nitrogen cycle (CN) [1, 10]

$$\epsilon_{\text{CN}} = \rho X Z_{\text{CNO}} E_{\text{CN}} \text{ erg g}^{-1} \text{ s}^{-1}$$

where Z_{CNO} is the component of Z representing total abundance of C, N, O, and E_{CN} is tabulated.

T in 10^6 $^{\circ}\text{K}$	1	2	5	10	15	20	30	50	100
$\log E_{\text{pp}}$ in $\text{erg g}^{-1} \text{ s}^{-1}$	-8.1	-5.4	-2.71	-1.13	-0.33	+0.20	+0.8	+1.4	+2.1
$\log E_{\text{CN}}$ in $\text{erg g}^{-1} \text{ s}^{-1}$			-11.0	-3.5	+0.28	+2.66	+5.59	+8.8	+12.2

Energy conversion per cycle leading to 1 He atom [3, 11]

$$\text{Without neutrino loss} = 4.28 \times 10^{-5} \text{ erg} = 26.8 \text{ MeV}$$

$$\text{For pp cycle} = 4.19 \times 10^{-5} \text{ erg} = 26.2 \text{ MeV}$$

$$\text{For CN cycle} = 4.00 \times 10^{-5} \text{ erg} = 25.0 \text{ MeV}$$

$$\text{Corresponding energies per gram of H} = 6.40, 6.27, 5.99 \times 10^{18} \text{ erg/g}$$

Mass rate of energy generation in He burning stage [10].

No simple numerical formulation available.

$$\text{Time scale of a star [1]} = 1.0 \times 10^{11} (M/M_{\odot}) / (L/L_{\odot}) \text{ years}$$

[1] *A.Q.* 1, § 101; 2, § 102.[2] M. Schwarzschild, *Structure and Evolution of Stars*, Princeton, 1958.

[3] R. Kippenhahn and H. C. Thomas, *Landolt-Börnstein Tables*, Group VI, 1, p. 459, Springer, 1965.
 [4] I.-J. Sackmann, *Astron. Ap.*, 8, 76, 1970.
 [5] R. T. Rood, *Ap. J.*, 161, 145, 1970.
 [6] V. Castellani *et al.*, *Ap. Space Sci.*, 4, 103, 1969.
 [7] C. J. Cesarsky, *Ap. J.*, 156, 385, 1969.
 [8] T. Kelsall and B. Stromgren, *Vistas in Astron.*, ed. Beer, 8, 159, 1965.
 [9] L. Mestel, *Stellar Structure*, ed. Aller, McLaughlin, p. 312, Chicago, 1965.
 [10] H. Reeves, *Stellar Structure*, ed. Aller, McLaughlin, p. 152, Chicago, 1965.
 [11] M. H. Wrubel, *Handb. der Phys.*, 51, 1, 1958.
 [12] P. Demarque and J. N. Heasley, *M.N.*, 155, 85, 1971.
 [13] J. A. Wheeler, *Ann. Rev. Astron. Ap.*, 4, 393, 1971.
 [14] A. S. Eddington, *Internal Constitution of Stars*, Cambridge, 1930.
 [15] T. G. Cowling, *M.N.*, 96, 42, 1936.

§ 103. Stellar Atmospheres

The conditions quoted are intended to represent stellar reversing layers, i.e. that part of the stellar atmosphere that produces the spectrum absorption lines.

- N = atoms per cm^3 in reversing layer
- NH = effective number of atoms per cm^2 above photosphere
- H = exponential scale height in stellar atmosphere
- g = stellar surface gravity
- T_R = reversing layer temperature $\simeq 0.91 T_{\text{eff}}$
- P = gas pressure in reversing layer
- P_r = radiation pressure, P_e = electron pressure
- κ_5 = mass absorption coefficient at 5000 \AA
- v = main sequence, III = giant, I = supergiant.

Number of atoms, gravity, and temperature

Sp	log N		log NH		log H		log g			log T_R	
	v	III	v	III	v	III	v	III	I	v	III
	[1, 6]		[1, 6]		[1]		[1, 2, 3, 4, 5, 8]			[1]	
	in cm^{-3}		in cm^{-2}		in cm		in cm s^{-2}			in $^{\circ}\text{K}$	
O5	15.0		23.5		8.5		4.0			4.57	
B0	15.0		23.3		8.3		4.0	3.8	3.1	4.37	
B5	15.0		22.9		7.9		4.1	3.7	2.8	4.14	
A0	15.2		23.0		7.8		4.1	3.7	2.4	3.96	
A5	15.6		23.4		7.8		4.2	3.6	2.1	3.88	
F0	16.1		23.8		7.7		4.3	3.5	1.9	3.82	
F5	16.6	16.1	24.1	24.5	7.5		4.3	3.5	1.7	3.77	
G0	16.9	16.2	24.3	24.7	7.4	8.5	4.4	3.3	1.5	3.74	3.70
G5	17.0	16.3	24.3	25.0	7.3	8.7	4.5	3.0	1.3	3.70	3.65
K0	17.2	16.2	24.5	25.3	7.3	9.1	4.5	2.6	1.0	3.62	3.59
K5	17.4	16.1	24.6	25.7	7.2	9.6	4.5	1.9	0.6	3.58	3.52
M0	17.5	16.0	24.5	26.0	7.0	10.0	4.6	1.4	0.2	3.49	3.46
M5	17.7	15.5	24.5		6.8		4.8			3.40	

Pressures and absorption coefficient

<i>Sp</i>	log <i>P</i>			log <i>P</i> _e			log <i>P</i> _r	log <i>κ</i> ₅	
	v	III	I	v	III	I	[1]	v	III
		[1, 6]			[1, 6]			[1, 6, 7]	
	in dyn cm ⁻²			in dyn cm ⁻²			in dyn cm ⁻²	in exp cm ² g ⁻¹	
O5	3.5			3.3			3.5	+0.3	
B0	3.3			3.0	2.4	2.0	2.9	+0.40	
B5	3.1			2.7	2.0	1.8	2.0	+0.82	
A0	3.2		1.9	2.5	1.8	1.6	1.2	+0.97	
A5	3.6		2.0	2.3	1.6	1.4	0.9	+0.40	
F0	4.1		2.5	1.9	1.4	1.0	0.6	-0.08	
F5	4.6	3.9	2.9	1.4	1.0	0.4	0.4	-0.45	
G0	4.8	4.0	3.1	1.0	0.4	-0.1	0.2	-0.74	-1.23
G5	4.9	3.9	3.2	0.7	-0.1	-0.6	0.1	-0.91	-1.55
K0	5.0	3.8	3.1	0.5	-0.6	-1.0	0.0	-0.95	-1.83
K5	5.1	3.6	2.9	0.1	-1.1	-1.6	-0.3	-0.92	-2.00
M0	5.2	3.3	2.6	-0.2	-1.7	-2.1	-0.6	-1.2	-2.24
M5	5.4	2.9	2.3	-0.6	-2.5		-1.0	-1.8	

[1] *A.Q.* 1, § 102; 2, § 103.

[2] W. Osborn (Venezuela). Private communication, 1971.

[3] R. A. Bell and D. M. Gottlieb, *M.N.*, 151, 449, 1971.[4] L. H. Aller, *Ann. Rev. Astron. Ap.*, 3, p. 158, 1965.[5] Th. Schmidt-Kaler, *Landolt-Börnstein Tables*, Group VI, 1, p. 309, 1965.[6] L. H. Aller, *Stellar Atmospheres*, ed. Greenstein, p. 232, Chicago, 1961.[7] G. Bode, *Kont. Abs. von Sternatmosphären*, Sternwarte, Kiel, 1965.[8] S. B. Parsons, *M.N.*, 152, 121, 1971.

CHAPTER 11

STARS WITH SPECIAL CHARACTERISTICS

§ 104. Variable Stars

All types of variables are collected in the *Catalogue of Variable Stars* [2]. The numbers of the various types listed in 1971 are:

<i>Pulsating variables</i>	No.	<i>Explosive variables</i>	No.
C classical cepheids	696	N novae	} 203
I(L) irregular variables	1687	Ne nova like var.	
M Mira Ceti type stars	4600	SN supernovae	7
SR semi-reg. variables	2261	RCB R Cr B stars	31
RR RR Lyrae variables	4423	RW(I) RW Aur, T Tau stars	1005
RV RV Tauri stars	100	UG U Gem stars	210
β C β Cephei stars	14	UV UV Cet (flare) stars	100
δ Sc δ Scuti stars	12	Z Z Cam stars	19
α CV α^2 CVn stars	28		

Eclipsing variables of all types 4018.

The more recent designations [2] are in parenthesis ().

The *great sequence of variable stars* includes the main pulsating variables and to some extent the explosive variables. They follow the following approximate magnitude variation law [1]

$$\Delta m_v \simeq 0.5 + 1.7 \log P$$

where P = period in days, and $\Delta m_v = m_{\min} - m_{\max}$.

[1] A.Q. 1, § 103-107, 2, § 104.

[2] B. V. Kukarkin *et al.*, *General Catalogue of Variable Stars*, Moscow, 1, 1958, 2, 1965, 3, 1971.

§ 105. Cepheid Variables

Cepheid types

IAU desig.	Name	Population	Period	$m_v(10)$
C δ	Classical cepheids (δ Cep)	Extreme I	days 2 \leftrightarrow 40	5.2
RR	Cluster variables (RR Lyr) Dwarf cepheids	Extreme II I-II	0.4 \leftrightarrow 1 0.06 \leftrightarrow 0.3	10 10
δ Sc	δ Scuti stars [3]	I	0.08 \leftrightarrow 0.19	8
CW	W Vir type	II	1 \leftrightarrow 50	
β C	β CMa, β Cep type	I	0.15 \leftrightarrow 0.25	5.3

$$\Delta m = \Delta M = m_{\min} - m_{\max}$$

$$\bar{m} = \frac{1}{2}(m_{\min} + m_{\max})$$

Phase 0.0 = max

Mean light curve of Cepheids normalized to $\Delta m = 1$

Phase	0.0	0.1	0.2	0.3	0.4	0.5	0.6	0.7	0.8	0.9	1.0
$m - \bar{m}$	-0.50	-0.28	-0.06	+0.09	+0.25	+0.39	+0.48	+0.50	+0.40	+0.06	-0.50

There is a tendency for slower decline, sharper rise, and therefore later minimum for the shorter periods.

Cepheid characteristics as a function of period, P

log P in days	\bar{M}_V	\bar{M}_B	Sp		$\frac{\Delta M_V}{\Delta m_V}$	$\overline{B-V}$	$\Delta(B-V)$	$\log \frac{M}{M_\odot}$	$\log \frac{R}{R_\odot}$	$\log \frac{L}{L_\odot}$
			max	min						
<i>Classical cepheids</i> [1, 2, 4, 5, 6, 8, 10, 16]										
0.4	-2.7	-2.3	F5	F8	0.5	+0.41	0.1	0.65	1.41	3.2
0.6	-3.1	-2.7	F5	G0	0.6	+0.47	0.2	0.70	1.56	3.4
0.8	-3.6	-3.1	F6	G2	0.7	+0.53	0.3	0.75	1.71	3.5
1.0	-4.2	-3.6	F6	G4	0.8	+0.62	0.4	0.80	1.86	3.7
1.2	-4.7	-4.0	F7	G7	0.9	+0.68	0.5	0.85	2.02	3.9
1.4	-5.3	-4.5	F7	K1	1.0	+0.75	0.6	0.95	2.17	4.1
1.6	-5.9	-5.1	F8	K2	1.0	+0.80	0.7	1.0	2.29	4.3
1.8	-6.4									
<i>Cluster variables</i> (R R Lyr) [1, 6, 7, 15]										
-0.6	+1.2	+1.4	A5	F1				0.3	0.6	1.7
-0.4	+0.9	+1.1	A5	F2	1.3	+0.2	0.3	0.3	0.7	1.7
-0.2	+0.7	+0.9	A6	F3	0.9	+0.2	0.2	0.4	0.9	1.6
0.0	+0.5	+0.7	A7	F3	0.6	+0.2	0.1	0.4	1.0	1.6
<i>Dwarf cepheids</i> [1]										
-1.2	+4		A2		0.6	+0.3	0.14			
-1.0	+3		A4		0.6	+0.2	0.14			
-0.8	+2		A7		0.5	+0.2	0.14			
<i>δ Scuti stars</i> [3, 6]										
-0.9	+1.8	+2.1	F3		0.1	+0.32		+0.1		
<i>W Virginis stars</i> [1, 4, 6, 11, 17]										
0.4	-1.0	-0.7	F1	F5	0.6	+0.3	0.1	0.6	1.4	2.4
0.6	-1.4	-1.0	F3	F8	0.6	+0.45	0.2	0.7	1.6	2.6
0.8	-1.7	-1.2	F4	G0	0.7	+0.55	0.3	0.7	1.7	2.8
1.0	-2.0	-1.3	F5	G1	0.7	+0.67	0.3	0.8	1.9	2.9
1.2	-2.4	-1.6	F6	G3	0.8	+0.77	0.4	0.9	2.0	3.1
1.4	-2.8	-2.0	F7	G4	0.9	+0.8	0.5	1.0	2.2	3.3
1.6	-4	-3	F7	G5	1.0	+0.9	0.5	1.0	2.3	3.4
<i>β CMa, β Cep stars</i> [1, 6]										
-0.8	-3.0	-2.7	B2	IV	0.1	-0.3		1.5		3.8
-0.6	-4.5	-4.3	B1	III	0.1	-0.2		1.7		4.2

Velocity amplitudes [1, 12, 13]

Classical cepheids

$$2K = \Delta v = \Delta m_v \times 54 \text{ km/s} \\ = \Delta m_B \times 35 \text{ km/s}$$

Cluster variable

$$2K = \Delta v = \Delta m_B \times 64 \text{ km/s}$$

Period-density relation for pulsating stars [1, 12]

$$P = Q(\bar{\rho}_\odot/\bar{\rho})^{1/2} \\ = 1.19Q\bar{\rho}^{-1/2} \quad \text{with } (\bar{\rho}_\odot)^{1/2} = 1.19 \text{ (g/cm}^3)^{1/2}$$

P = period, $\bar{\rho}$ = mean stellar density. Q varies slowly with stellar structure conditions.

Observed Q [12, 14]

Classical cepheids	$Q = 0.04$ day
Cluster variables	$Q = 0.12$ „
W Vir stars	$Q = 0.16$ „
β CMa, β Cep stars	$Q = 0.03$ „
δ Scuti stars	$Q = 0.04$ „

Theoretical Q [12, 14]

	$\rho_c/\bar{\rho}$	Q
Homogeneous model	1	0.116 day
Polytrope, $n = 1.5$ (convective)	6	0.071 „
Standard model, $n = 3$	54	0.039 „
Original Epstein model	2×10^6	0.031 „
External convection model	1×10^6	0.056 „

Numerical relation

$$\log Q = \log P + 0.5 \log g + \log T_{\text{eff}} + 0.1M_v + 6.41$$

Radius variation ΔR and surface gravity g of classical cepheids [5, 9].

$\log P$ (in day)	0.4	0.8	1.2	1.6
$\log (\Delta R/R_\odot)$	1.4	1.7	2.0	2.3
$\log g$ (in cm s^{-2})	2.2	1.8	1.4	1.0

[1] *A.Q.* 1, § 103; 2, § 105.
 [2] A. Sandage and G. A. Tammann, *Ap. J.*, **151**, 531, 1968; **157**, 683, 1969; **167**, 293, 1971.
 [3] D. H. McNamara and G. Augason, *Ap. J.*, **135**, 64, 1962.
 [4] J. D. Fernie, *A.J.*, **69**, 258, 1964; **72**, 1327, 1967.
 [5] A. Opolski, *Acta Astron.*, **18**, 515, 1968.
 [6] M. Beyer, *Landolt-Börnstein Tables*, Group VI, **1**, 517, 1965.
 [7] S. V. M. Clube and D. H. P. Jones, *M.N.*, **151**, 231, 1971.
 [8] E. N. Makarenko, *Sov. A.*, **14**, 970, 1971.
 [9] S. B. Parsons (and G. D. Bouw), *M.N.*, **152**, 121, 133, 1971.
 [10] J. D. Fernie, *Ap. J.*, **142**, 1072, 1965.
 [11] M. Petit, *Ann d'Ap.*, **23**, 681, 710, 1960.
 [12] P. Ledoux and Th. Walraven, *Handb. Phys.*, **51**, 353, Springer, 1958.
 [13] O. J. Eggen, Gascoigne, Burr, *M.N.*, **117**, 406, 430, 1957.
 [14] R. J. Dickens and A. J. Penny, *M.N.*, **153**, 287, 1971.
 [15] R. v.d. R. Woolley *et al.*, *Royal Obs. Bull.*, No. 97, 3, 1965.
 [16] A. W. Rodgers, *M.N.*, **151**, 133, 1970.
 [17] S. Demers and A. Wehlau, *A.J.*, **76**, 916, 1971.

§ 106. Long-period Variables (Mira Stars)

Long-period variables (L.P.V.'s) or Mira stars (M) are late type giant and super-giant stars [6], usually with bright-line spectra. Carbon stars (R, N) and heavy metal stars (S) are included. They belong to Old Disk population.

Period of variation

$$P > 100 \text{ days}$$

Variation

$$\Delta M_V = M_{\min} - M_{\max} > 2.5$$

If $\Delta M_V < 2.5$ the variables are designated $M?$, or regarded as semi-regular.

Magnitudes

$$m_V(10) = 5.4$$

Pulsation constant [6], (§ 105)

$$Q = 0.056 \text{ days}$$

Mean galactic latitude

$$\bar{b} = 20^\circ$$

Distribution of L.P.V.'s with Sp [1]

	Sp	K	M	S	R	N
% with bright lines		0.5	73	4	0.2	2.3
% without bright lines		0.7	13	0.6	0.4	5

Mass of L.P.V.'s [9]

$$\simeq M_\odot$$

The tabulated conditions refer mainly to maximum light intensity (max). The full range of variation is represented by Δ , e.g. ΔM_V .

Conditions of L.P.V.'s

P	Sp max [1, 3, 4]	M_V max	ΔM_V [1, 2, 3, 4, 8]	M_{bol}	$\log \frac{R}{R_\odot}$ [1]	T_{eff}		Space vel. [1, 6]
						max	min [1]	
days						°K		km/s
100	K6	-1.6	3.2	-3.5	1.9	3800		20
140	M1	-2.2	3.8	-3.9	2.1	3300	3000	80
180	M3	-3.0	4.2	-4.2	2.2	3000	2600	110
220	M4	-2.3	4.5	-4.4	2.3	2900	2500	80
260	M4.7	-1.9	4.8	-4.6	2.3	2800	2300	60
300	M5	-1.5	4.9	-4.7	2.4	2800	2200	40
400	M6	-0.9	5.1	-5.0	2.5	2600	2000	20
500	M7	-0.6	5.2	-5.5	2.6			10
600	M8	-0.4		-6	2.7			10
200 [7]	R6	-0.2	5	-2	2.0	3000	2400	
300	N0	-1.0	4	-3.5	2.3	2400	1900	
400	N5	-2.0	3	-5	2.7	2100	1800	
300	S, Se	-1.6	7			2500	1900	

- [1] *A.Q.* 1, § 104; 2, § 106.
- [2] M. L. Clayton and M. W. Feast, *M.N.*, 146, 411, 1969.
- [3] V. Osvalds and A. M. Risley, *Pub. Leander McCormick Obs.*, 11, 147, 1961.
- [4] J. I. Smak, *Ann. Rev. Astron. Ap.*, 4, 19, 1966.
- [5] P. Ledoux and Th. Walraven, *Handb. Phys.*, 51, 402, Springer, 1958.
- [6] M. W. Feast, *M.N.*, 125, 367, 1963.
- [7] C. P. Gordon, *P.A.S.P.*, 80, 597, 1968.
- [8] A. U. Landolt, *P.A.S.P.*, 80, 450, 1968.
- [9] J. D. Fernie and A. A. Brooker, *Ap. J.*, 133, 1088, 1961.

§ 107. Irregular and Semi-regular Variables

The conditions of irregular and semi-regular variables are in some respects intermediate between those of cepheids and long-period variables. There are many types but a strict classification is not always possible. The factor $m_v(10)$ indicates the magnitude of the brighter stars. The period P often means reciprocal frequency of occurrence.

Types of irregular and semi-regular variable [1, 2]

Desig.	Type and features	Pop.	P day	Sp	M_v	ΔM_v	$m_v(10)$	\bar{b}^H °
RV	RV Tau, UU Her, Irreg. min. alternating depth	II	75	G \leftrightarrow K	-2	1.3	7.4	23
SR a, b, c, d	Long period semi-reg. including μ Cep, δ Ori	I \leftrightarrow II	100	G \leftrightarrow M N	-1	1.6	5.4	22
I	Irregular			K \leftrightarrow M N	-0.5	1.3	5.4	22
RW	T Tau, RW Aur. Ass. with neb. and em. lines [9]	I extreme		Fe v \leftrightarrow Ke v	+5	3	11	14
RCB	R CrB. Sudden decreases of brightness	I		G, K R	-5?	4	10.5	14
UG	SS Cyg, U Gem	} Sudden periodic increases of brightness	60	B, A	8 ± 3	3.6	13	25
Z	Z Cam, CN Ori		20	F	10 ± 3	3.2	13.5	22
	SX Cen. Superimp. long and short periods		30, 800	F \leftrightarrow M		1.2, 2.0	13.5	15
UV	Flare stars, UV Cet [6]	I	1	Me v 2 \leftrightarrow 6	12	2	10.9	

Flare star conditions [6, 7, 8]

- Mass = 0.3 M_\odot
- Non flare spectrum, brightness and colour similar to Me v stars
- Typical flare variations = 2 mag
- Rise time = 1 min
- Flare duration = 20 min
- Flare frequency = 1/day

Total energy of flare in visible region

$$= 10^{32} \text{ erg}$$

Stars associated with interstellar clouds and having very rapid changes are called 'Flash Stars' [7].

Selected flare stars [6]

	1950		<i>Sp</i>	<i>V</i>	<i>B-V</i>	π	M_V	<i>m</i> range
	α	δ						
	h m	° ′				(")		mag
UV Ceti	01 36	-18 13	M6e	12.95	1.76	0.370	15.80	6
YZ CMi	07 42	+03 41	M4.5e	11.35	2.06	0.182	12.66	1.4
AD Leo	10 17	+20 07	M4e	9.43	1.54	0.227	11.05	1.3
WX UMa	11 03	+43 47	M5.5e	14.8	1.2	0.173	16.0	1.8
α Cen C	14 26	-62 28	M5e	10.68	2.72	0.762	15.09	1.1
DO Cep	22 26	+57 27	M4.5e	11.41	1.44	0.249	13.40	1.5
EV Lac	22 45	+44 05	M4.5e	10.05	1.45	0.198	11.53	2
EQ Peg B	23 29	+19 40	M5.5e	12.58	1.19	0.144	13.3	0.4

[1] *A.Q.* 1, § 105; 2, § 107.

[2] C. P. and S. Gaposchkin, *Variable Stars*, Harvard Mon., 5, 1938.

[3] B. V. Kukarkin *et al.*, *General Catalogue of Variable Stars*, Moscow, 1, 1958; 2, 1965; 3, 1971.

[4] A. Bečvář, *Atlas Coeli II, Catalogue*, Prague, 1959.

[5] C. Payne-Gaposchkin, *Variable Stars and Galactic Structure*, Athlone, 1954.

[6] L. H. Solomon, *Smithsonian, S.R.*, No. 210, 1966.

[7] G. Haro, *Bol. Tonanzinila*, 2, No. 14, 5, 1956.

[8] G. Haro, *Nebulae and Interstellar Matter*, ed. Kuiper and Middlehurst, VII, p. 141, Chicago, 1968.

[9] G. H. Herbig, *Adv. Astron., Ap.*, 1, 47, 1962.

§ 108. Novae and Supernovae

Galactic novae detected per year, including recurrent novae [1]

$$= 2.2 \text{ novae } y^{-1}$$

Total novae per year per galaxy [2]

$$\simeq 40 \text{ novae } y^{-1} \text{ gal}^{-1}$$

$$\simeq 4 \times 10^{-10} \text{ novae (pop. II stars)}^{-1} y^{-1}$$

Spectral class of post-novae

O, WC, (WC+WN)

Colour of novae near maximum

$$B-V \simeq +0.2$$

Types of novae

IAU Desig.	Type	Pop. [4, 5]	Occurrence	Freq. [2, 7, 8, 9, 11]	M_{pg}			log energy output	t_3 [4, 6]
					pre- nova	max	post- nova		
					[1, 6, 10]				
				gal ⁻¹ y ⁻¹				in erg	day
SN I	<i>Supernovae</i> Type I	II+I	E → Sc gal	0.01		-18.8	+3?	51	30*
SN II	Type II (variants [6])	I	Sb, Sc spiral	0.02		-17	+3?	49	70
N	<i>Novae</i>	II?		40	+5	-7.7	+4	45	40
Nd	<i>Recurrent Novae</i>							43	

* After 40 days Type I supernovae decline regularly at 1 mag per 80 days.

† The counts are per late type galaxy Sb or Sc [11]. The counts are proportional to the mass and luminosity of the parent galaxy.

t_3 = time for brightness to decline 3 magnitudes from the maximum.

Galactic supernovae [10, 14, 15]

Supernova	Year	l^{II}	b^{II}	m_{pg} max	dist.	M	Type
		°	°		kpc		
Cen?	185	315	0				
Tau?	396	173	-22	-3			
Sco?	827	0	0	-10			
Lup-Cen	1006	328	+15		1.3?		I
Tau (Crab neb.)	1054	184	-6	-6	1.8	-18	I?
Cas (Tycho)	1572	120	+1	-4.1	5.0	-18	I
Oph (Kepler)	1604	4	+7	-2.2	7?	-17	I
Cas A [13]	1667 ±	112	-2		3.4		II

Nova characteristics and speed of decline [12]

t_3 (for 3 mag decline)	in days	10	30	100	300
Principal ejection vel. v_1	in km/s	1600	900	500	300
Diffusion, enhanced vel. v_2	in km/s	2600	1700	1100	700
Velocity for supernovae	in km/s		6000		
M_{pg} (max)		-8.6	-7.6	-6.5	-5.3
m_{pg} (pre and post min)	$-m_{pg}$ (max)	12	10.5	9	8

Selected galactic novae [1, 3]

Nova	Year	μ^{II}	δ^{II}	m			M_{max}	Post-nova Sp	t_3
				Pre-nova	max	Post-nova			
		°	°						day
η Car	1843	287	- 1		-0.8	7.9	-7.8	pec	3000
V 841 Oph 2	1848	7	+17	> 10	3	12.6	-7	O con	300
Q Cyg	1876	90	- 8		3.0	14.9	-8.3	Oe	11
T Aur	1891	177	- 1	> 13	4.0	14.8	-6.2	Oe	120
V 1059 Sgr	1898	22	- 9		3	16.5	-8.2		19
GK Per 2	1901	151	-10		13.5	0.2	-8.3	Oe	12
DM Gem 1	1903	185	+12	> 14	5.0	16.5	-8.2	O con	14
DI Lac	1910	103	- 5		13.7	4.6	-7.2	O con	37
DN Gem 2	1912	183	+15		15	3.5	-8.1	Oe	34
V 603 Aql 3	1918	33	0		10.6	-1.1	-8.4	Oe	7
HR Lyr	1919	60	+12		16.0	6.5	-6.8	O con	70
V 476 Cyg 3	1920	87	+13	> 15	2.0	16.1	-8.5	Oe	14
RR Pic	1925	271	-25		12.7	1.2	-6.1		150
DQ Her	1934	72	+26		14.3	1.4	-6.2		105
CP Lac	1936	102	- 1		15.3	2.1	-8.2		9
V 630 Sgr	1936	357	- 7		14	4.5	-8.5		8
BT Mon	1939	214	- 2		16	6	-5		36
CP Pup	1942	253	- 1		17	0.2	-10.5	Oe	8
V 500 Aql	1943	47	-10	> 17	6.3	14.4	-6.7		29

Recurrent novae [1, 2, 3, 15]

Nova	Appearances	μ^{II}	δ^{II}	Period	m		$m-M$	t_3
					max	min		
		°	°	year				day
U Sco	1866, 1906, 1936	358	+21	37	8.9	17.6	16.5	6
T Cr B	1866, 1946	42	+48	79	2.1	10.6	10.2	6
T Pyx	1890, 1902, 1920, 1944	256	+ 9	18	6.9	13.7	13.3	113
RS Oph	1898, 1933, 1958	20	+10	35	4.3	11.6	12.8	10
WZ Sge	1913, 1946	58	- 8	32	7.3	15.9	14.4	33
V1017 Sgr	1901, 1919	3	- 9	17	7.2	14.2	13.6	130

- [1] *A.Q.* 1, § 107; 2, § 108.
[2] C. Payne-Gaposchkin, *Variable Stars and Galactic Structure*, p. 56, Athlone, 1954.
[3] C. Payne-Gaposchkin, *Galactic Novae*, North-Holland, 1957.
[4] R. Minkowski, *Ann. Rev. Astron. Ap.*, 2, 247, 1964.
[5] H. C. Arp, *A.J.*, 61, 15, 1956.
[6] F. Zwicky, *Ann. d'Ap.*, 27, 300, 1964.
[7] Yu. P. Pskovskii, *Sov. A.*, 5, 498, 1962.
[8] J. L. Caswell, *Astron. Ap.*, 7, 59, 1970.
[9] C.-S. Chai and S. van den Bergh, *A.J.*, 75, 672, 1970.
[10] P. Katgert and J. H. Oort, *B.A.N.*, 19, 239, 1967.
[11] G. A. Tammann, *Astron. Ap.*, 8, 458, 1970.
[12] D. B. McLaughlin, *Ap. J.*, 91, 369, 1940; *P.A.S.P.* 57, 69, 1945.
[13] S. van den Bergh and W. W. Dodd, *Nature*, 223, 814, 1969.
[14] Hsi Tsé-tsung, *Smithson. Contr. Ap.*, 2, 109, 1958.
[15] M. Beyer, *Landolt-Börnstein Tables*, Group VI, 1, 544, Springer, 1965.

§ 109. Wolf-Rayet and Early Emission Stars

Types of early emission stars [1]

Star	Pop.	Sp	M_V [1, 2, 3, 6]	$m_V(10)$	T [1, 6]	\mathcal{R}
					°K	\mathcal{R}_\odot
Planetary neb. nuclei	II	O	+1	11	50000	0.4
Wolf-Rayet stars (WR)	I					
nitrogen sequence		WN	-4.7	8.0	38000	2
carbon sequence		WC	-5.3	8.5	23000	
Of stars	I	Of	-5.7	7.4		
P Cygni stars	I	Be	-4	6.5	27000	8
α Cygni stars	I	Ae	-7	6.5	12000	60
Be stars	I	Be		3.5	20000	
Shell stars [7]	I	B, Ae		5		

WR subclasses [2]

	WN		WC	
subclass	3 ↔ 5	6 ↔ 8	5 ↔ 7	8 ↔ 9
M_V	-4.2	-6.3	-4.4	-6.2
$B - V$	-0.16	-0.17	-0.21	-0.32

Selected WR stars [2, 3]

HR, BS	Star	l^{II}	b^{II}	Sp	V	$B - V$	M_V [5]
3207	γ^2 Vel	263	-8	WC8+O7	1.82	-0.26	-4.8
4188		287	-1	WN7	6.41	+0.04	-6.8
4210	η Car	288	+1	WN7	-1		-6.8
4952	θ Mus	305	-2	WC6+B0	5.50	-0.02	-6.4
6249		343	+1	WN7	6.45	+0.30	-6.8
6265		343	+1	WC7+O8	6.61	+0.30	-5.5

Principal lines in Wolf-Rayet spectra

WN stars contain He, N; WC stars contain He, O, C

Ion	IP	λ	Ion	IP	λ
	eV	Å		eV	Å
He I	24.6	5876, 4471, 4026, 3889	N IV	77.4	3480, 4058
He II	54.4	4686, 3203, 5412, 4859, 4542	N V	97.9	4609
C II	24.4	4267	O III	54.9	3962, 3760, 3708, 3265
C III	47.9	4650, 5696, 4069	O IV	77.4	3730, 3411
C IV	64.5	5805, 3934	O V	113.9	5590, 5114
N III	47.4	4638, 4525, 4100, 3360	O VI	138.1	3812, 3835

Proportion of early stars showing emission lines

<i>Sp</i>	O	B0	B2	B5	B8	A0	A2
% stars with emission	13	14	17	6	1	0.1	0.05

- [1] *A.Q.* 1, § 106, 110; 2, § 109.
 [2] L. F. Smith, *M.N.*, 138, 109, 1968; 140, 409, 1968.
 [3] D. Crampton, *M.N.*, 153, 303, 1971.
 [4] D. M. Pyper, *Ap. J.*, 144, 13, 1966.
 [5] B. Baschek, *Astrom. Ap.*, 7, 318, 1970.
 [6] C. R. O'Dell, *Ap. J.*, 138, 67, 1963.
 [7] A. B. Underhill, *The Early Type Stars*, p. 231, Reidel, 1966.

§ 110. Peculiar A and Magnetic Stars

The peculiar A stars comprise [3, 7, 8]:

Ap or α CV Stars having anomalously intense and variable lines of Mn, Si, Cr, Sr, Eu; spectrum variables; magnetic and magnetic variable stars.

Am Stars having a general well developed metallic line spectrum by comparison with H and Ca⁺.

Ap and Am stars may form a single group of slowly rotating B2 \leftrightarrow F2, IV, V stars [4].

Colour, spectrum, and magnitude

<i>B - V</i>		0.00	0.10	0.20	0.30
<i>Spectrum</i> [8]					
K line	Ap	A0	A3	A6	F0
metallic	Am		A1	A3	A6
	Am		A6	F0	F5
<i>U - B</i> [8]					
	Ap	-0.04	+0.07	+0.09	
	Am		+0.11	+0.13	+0.11
<i>M_v</i> [4, 8]					
	Ap	+0.6	+1.2	+1.4	+1.6
	Am		+1.5	+2.0	+2.6

Rotational velocity

Generally $v \sin i < 50$ km/s but no change with *Sp*.

Magnetic fields [2, 5, 6, 7]

Order of 1000 gauss

Extreme 34000 gauss

Detectable in most A stars with rotational velocity < 10 km/s.

[1] *A.Q.*, 2, § 110.

[2] H. von Klüber, *Landolt-Börnstein Tables*, Group VI, 1, 564, Springer, 1965.

[3] A. Cowley *et al.*, *A.J.*, 74, 375, 1969.

[4] E. P. J. van den Heuvel, *B.A.N.*, 19, 326, 1968.

[5] G. W. Preston, *Ap. J.*, 164, 309, 1971.

[6] H. W. Babcock, *Ap. J.*, 132, 521, 1960.

[7] P. Ledoux and P. Renson, *Ann. Rev. Astron. Ap.*, 4, 293, 1966.

[8] M. Hack, *Vistas in Astron.*, ed. Beer, 7, 107, 1966.

§ 111. Subluminous Stars

Star types fainter than the main sequence

Star	Pop.	<i>Sp</i>	Brightness below main sequence
White dwarfs, dense degenerate stars			
1 sequence, incl. Hyades [2]	I	B ↔ G	9 mag
2 sequence, incl. 'Pygmys' [3]	I, II	A ↔ K	10 mag
Sub-dwarfs, high velocity stars	II	F ↔ M	1.4 mag
Faint blue stars, ultraviolet dwarfs [4], incl. nuclei of planetary nebulae	II	O, B	5 mag

Mean white dwarf conditions [5, 6]

Sequence	$\log \frac{M}{M_{\odot}}$	$\log \frac{R}{R_{\odot}}$	$\log \rho$	$\log g$	M_v	<i>Sp</i>	H content	Molecular weight
1	0.0	-1.85	in g cm ⁻³	in cm s ⁻²	11.2	DA	%	1.2
2	-0.4	-2.03	5.7	8.1	13.5	DF	70	2.2
			5.8	8.1			0	

A precise spectral classification, Sp , of white dwarfs is not usually possible [5]. Spectra with no visible lines are denoted BC. s = sharp lines.

White dwarf conditions with $B - V$

$B - V$		-0.2	0.0	+0.2	+0.4	+0.6	+0.8	+1.0
$U - B$ [3]		-1.1	-0.9	-0.7	-0.5	-0.2	-0.0	
M_V	1 seq	10.4	11.2	11.6	11.9	12.2		
	[1, 2, 8, 9] 2 seq	11.7	12.4	13.0	13.6	14.2	14.8	15.2
Sp		DB	DA	DA	DF	DG	DK	
Mass				No clear change				
Radius				No clear change				
M_{bol} [5]	1, 2 seq	8.1	10.5	12.0	13.6	15.3		
T_{eff} in $^{\circ}K$		25000	14000	9700	6600	4500		

Selected white dwarfs [1, 5, 9]

Star	1950			μ	π	Sp	V	M_V	$B - V$	$\log \frac{M}{M_{\odot}}$	$\log \frac{R}{R_{\odot}}$
	α	δ									
	h	m	$^{\circ}$	"	$0''.001$						
v. Maanen 2	0 46	+ 5 10	3.01	237	DG	12.36	14.24	+0.56	-0.2	-1.91	
L870-2	1 35	- 5 14	0.67	65	DA _s	12.83	11.89	+0.33	-0.16	-1.89	
40 (= O ₂) Eri B	4 13	- 7 44	4.07	201	DA	9.50	11.01	+0.03	-0.44	-1.77	
Sirius B	6 43	-16 39	1.32	376	DA	8.4	11.3	+0.4	-0.01	-1.6	
He 3 = Ci ₂₀ 398	6 44	+37 36	0.95	61	DA	12.03	10.95	-0.07	-0.3	-1.83	
Procyon B	7 37	+ 5 22	1.25	291	DF	10.8	13.1	+0.5	-0.37	-1.9	
L532-81	8 40	-32 47	1.69	103	DA _s	11.8	11.9	+0.05	-0.2	-1.94	
R627	11 22	+21 39	1.00	81	DF	14.24	13.8	+0.30	-0.18	-2.0	
L770-3	16 15	-15 28	0.25		DA	13.4	10	-0.2	-0.32	-1.84	
W1346	20 32	+24 53	0.66	72	DA	11.53	10.8	-0.07	-0.4	-1.79	
L1512-34 B	23 44	+32 15	0.22	49	DA	12.89	11.3	+0.17	-0.09	-1.9	

[1] *A.Q.* 1, § 108; 2, § 111.

[2] O. J. Eggen, *Ap. J.*, 157, 287, 1969.

[3] O. J. Eggen and A. Sandage, *Ap. J.*, 148, 911, 1967.

[4] R. Stothers, *A.J.*, 71, 943, 1966.

[5] V. Weidemann, *Landolt-Börnstein Tables*, Group VI, 1, 575, Springer, 1965.

[6] P. P. Parenago, *A. Zh.*, 33, 340, 1956.

[7] Y. Terashita and S. Matsushima, *Ap. J.*, 156, 203, 1969.

[8] K. Aa. Strand, p. 18; W. Gliese, p. 35 in *White Dwarfs*, *I.A.U. Symp.*, 42, Reidel, 1971.

[9] W. J. Luyten, *Adv. Astron. Ap.*, 2, 199, 1963.

[10] J. L. Greenstein, *Ap. J.*, 169, 563, 1971.

§ 112. Double Stars

Of the 7 nearest star systems including the Sun, 5 are at least double (binary), 1 has a planetary system, and 1 may be simple. Faint companions for most stars cannot be detected but may be present. Double and multiple star statistics may be severely influenced by such unseen companions.

Double stars comprise:

Visual doubles

Spectroscopic binaries

Eclipsing variables (which are also spectroscopic binaries).

Proportion of doubles (i.e. binaries) detected in near star catalogues [2].

Vis. doubles 25% independent of Sp
 Spectros. doubles 25% early types; 10% late types.

After allowance for undetected components [3] the duplicity becomes almost independent of separation or spectral type.

For 100 star systems there are

(single stars)	30 systems	30 components
(double stars)	47 „	94 „
(multiple stars)	23 „	81 „
(total)	100 „	205 „

Thus star *duplicity* = 1.05 = 105%.

Distribution of duplicity with semi-major axis a [2, 3]

log a in AU	-1.5	-0.5	+0.5	+1.5	+2.5	+3.5	
% duplicity	3	12	14	21	30	17	3

Eccentricity of binary star orbits and orbital period P [1, 3, 4]

log P in days	0	1	2	3	4	5	6	7
Mean eccentricity	0.03	0.17	0.31	0.42	0.47	0.45	0.64	0.8
	eclipsing, spectroscopic			visual				

Visual doubles

Theoretical telescope resolution of double stars (Dawes rule)
 = $4''.6/D_{in}$ where D is O.G. diam in inches
 = $11''.6/D_{cm}$ where D is O.G. diam in cm

Limiting resolution under best terrestrial seeing conditions
 = $0''.1$

Separation ρ beyond which it is unlikely that star pairs are physical doubles
 $\log \rho = 2.8 - 0.2m_v$ [ρ in " arc]

This limit is often used in compiling double star catalogues.

Number of known visual doubles [4] $\simeq 70000$

Distribution of visual double separations (< 10") [1, 3, 4]

Limits of ρ in " arc	0	0.5	1	2	4	10
% observed doubles	14	15	20	23	28	

Distribution of visual doubles with Sp [1, 4]

Sp	B	A	F	G	K	M
% observed doubles	11	26	20	26	13	4

Elements of visual binaries [1, 4]

a = semi-major axis, P = period, π = parallax, $\begin{matrix} 1 & \text{brighter star} \\ 2 & \text{fainter star} \end{matrix}$

Name	1900			a	P	π	m_v	$\frac{1}{2}$	S_p	$\frac{1}{2}$	M_{bol}	$\frac{1}{2}$	\mathcal{M}	$\frac{1}{2}$	M_v	$\frac{1}{2}$	
	α	δ															
η Cas	h	m	$^{\circ}$ $'$ $''$		y	$''$							\mathcal{M}_{\odot}				
	00	01	+57 53	11.99	480	0.170	3.44	G0 v	4.54	0.94	4.59						
L 726-8							7.18	K5	7.51	0.58	8.33						
	01	34	-18 28			0.38	12.45	dM5e	12.68	0.044	15.35						
α^2 Eri B, C							12.95	dM6e	13.18	0.035	15.85						
	04	11	-07 49	6.89	247.9	0.201	9.62	B9	10.26	0.45	11.12						
Ross 614 A, B							11.10	M5e	9.5	0.21	12.62						
	06	24	-02 44	0.98	16.5	0.251	11.34	dM6	10.53	0.14	13.34						
Sirius							14.8		12.3	0.08	16.8						
	06	41	-16 35	7.62	49.9	0.379	-1.47	A1 v	0.80	2.28	1.42						
Procyon							8.64	DA	11.22	0.98	11.53						
	07	34	+05 29	4.55	40.6	0.287	0.34	F5 v	2.59	1.76	2.62						
α Cen A, B							10.64	DF	12.62	0.65	12.93						
	14	33	-60 25	17.66	80.1	0.760	0.09	G4	4.40	1.08	4.49						
ϵ Boo							1.38	K1	5.65	0.88	5.78						
	14	47	+19 31	4.88	150.0	0.148	4.66	G8 v	5.41	0.85	5.51						
ζ Her							6.70	K5	6.70	0.75	7.55						
	16	38	+31 47	1.38	34.4	0.104	2.91	G0 IV	2.94	1.07	2.99						
Fu 46							5.54	dK0	5.52	0.78	5.62						
	17	09	+45 50	0.71	13.1	0.155	10.01	M4	8.72	0.31	10.96						
70 Oph							10.39	M4	9.10	0.25	11.34						
	18	00	+02 31	4.55	87.8	0.199	5.09	K0 v	5.56	0.90	6.59						
Krü 60							8.49	K4	6.85	0.65	9.99						
	22	24	+57 12	2.41	44.6	0.253	9.82	dM4	9.60	0.272	11.83						
85 Peg							11.37	dM6	10.58	0.164	13.39						
	23	57	+26 33	0.83	26.3	0.080	5.81	G2 v	5.26	0.82	5.31						
							8.85		7.18	0.80	8.35						

Spectroscopic binaries

Proportion of stars ($m_v < 5$) whose spectra show clear duplicity [1]
= 9%

Proportion of stars considered to be spectroscopic binaries on the basis of radial velocity variations [7, 8]. The statistics may be influenced by mass factors.

Corrected for mass

Main sequence	Early types	20%	26%
	Late types	14%	28%
Giants	Late types	20%	
Supergiants		20% (?)	

Number of spectroscopic binaries for which orbital and physical elements are available in the catalogues [6, 9]

≈ 800

Selected brighter Spectroscopic Binaries [6]

1 Brighter star

2 Fainter star

 e = eccentricity, i = orbital inclination

Star	BS No.	1900		V	Sp	$\frac{1}{2}$	P	e	K	$\frac{1}{2}$	$\mathcal{M} \sin^3 i$	$\frac{1}{2}$
		α	δ									
ζ Phe	388	01 04	-55 47	3.94	B6 v A0 v		1.67	0.03	121.4 247		6.02 2.96	
4β Tri	622	02 04	+34 31	3.00	A5 III		31.4	0.53	33.3 69.2		1.43 0.69	
γ Per	915	02 58	+53 07	2.92	gG0 A2		5350	0.72	12.7 21.9		4.72 2.74	
\circ Per	1131	03 38	+31 58	3.83	B1 III		4.42	0.04	109.3 159.4		5.25 3.60	
41ν Eri	1347	04 14	-34 03	3.55	B9		5.01	0.01	63.7 64.8		0.56 0.55	
i Ori	1899	05 30	-05 59	2.76	O8 III O9		29.14	0.76	115.2 195.8		15.9 9.4	
β Aur	—	05 52	+44 56	1.90	A2 IV A2 IV		3.96	0.0	107.5 111.5		2.20 2.12	
\circ Leo	3852	09 36	+10 21	3.50	F5 A3		14.5	0.0	54.0 63.1		1.30 1.12	
p Vel	4167	10 33	-47 42	3.85	F4 IV F4 v		10.2	0.56	43.3 53.6		0.30 0.24	
η Vir	4689	12 15	-00 07	3.90	A0 v		71.9	0.34	30.5 43.7		0.35 0.24	
ζ^2 UMa	5054	13 20	+55 27	2.29	A2 v		20.54	0.54	68.8 67.6		1.67 1.64	
α Vir	5056	13 20	-10 38	0.96	B2 v B3 v		4.01	0.16	117.2 193.6		7.51 4.52	
ζ Cen	5231	13 49	-46 48	2.54	B2 VI		8.02	0.5	110.7 159.4		6.4 4.4	
T Cr B	5958	15 55	+26 13	2.0	gM3 Nd § 108		227.6	0.06	24.0 33.5		2.91 2.08	
β Sco	5984	16 00	-19 32	2.63	B0 v		6.83	0.28	129.0 215.2		16.0 9.6	
μ' Sco	6247	16 45	-37 53	3.0	B1 v B		1.45	0.0	185 280		9.1 6.0	
ε Her	6324	16 56	+31 04	3.92	A0 v		4.02	0.02	70.7 112.0		1.55 0.98	
β Lyr	7106	18 46	+33 15	3.3	B8p		12.91	0.02	185			
θ Agl	7710	20 06	-01 07	3.21	B9 III B9		17.12	0.61	51.0 63.7		0.75 0.60	
$31 \circ^1$ Cyg	7735	20 10	+46 26	3.80	K4 I B4		3784	0.22	14.0 20.8		9.2 6.2	
$32 \circ^2$ Cyg	7751	20 12	+47 24	3.98	K5 B8		1141	0.27	16.6 47		21 7.6	
β Cap	7776	20 15	-15 06	3.08	G0 B8		1374	0.42	21.9 20.0		4.35 4.77	
α Equ	8131	21 11	+04 50	3.90	F8 A3		97.56	0	19.1 4.9		0.03 0.11	

Median periods and eccentricities [1, 4]

<i>Sp</i>	O	B	A	F	G	K	M
Median period in days							
Main seq.	5	4	5	6	10	10	10?
Giants				20	100	500	3000
All	7	6	5	9	80	200	240
Eccentricity							
Period 0 ↔ 1 days	0.04		0.02			0.02	
0 ↔ 10 "	0.08		0.06			0.03	
10 ↔ 100 "	0.17		0.28			0.13	
100 ↔ 1000 "	0.35		0.44			0.29	
1000 upward "	—		0.4			0.6	

Constants for determining semi-major axis and mass of spectroscopic binaries [1, 4]

$$a_1 \sin i = 0.01375 K_1 P (1 - e^2)^{1/2} \quad (\text{similar for } a_2, K_2)$$

$$(\mathcal{M}_1 + \mathcal{M}_2) \sin^3 i = 1.035 \times 10^{-7} (1 - e^2)^{3/2} (K_1 + K_2)^3 P$$

where semi-major axis a_1 (or a_2) is in 10^6 km, and total mass $\mathcal{M}_1 + \mathcal{M}_2$ is in \mathcal{M}_\odot .
Radial velocity semi-amplitudes K_1, K_2 in km/s, P in days.

Distribution of mass-ratio of spectroscopic doubles [1, 4]

$\log (\mathcal{M}_1/\mathcal{M}_2)$	0.0	0.1	0.2	0.3	0.4	0.5
% of total	60	19	13	6	2	

Eclipsing variables

Proportion of clear spectroscopic binaries that are eclipsing variables
= 9%

Classification schemes [1, 4]


(i) By ellipticity

EA	Algol type		near spherical
EB	β Lyr type	$P > 1$ d	ellipsoidal, unequal brightness
EW	W UMa type	$P < 1$ d	ellipsoidal, equal brightness

(ii) By stability within equipotential surfaces (Roche limits). Loss of mass occurs when equipotentials are reached.

D	Detached	Both components well within equipotential
SD	Semi-detached	One component reaches equipotential
C	Contact system	Both components reach equipotentials

Inter-relations:



Elements of selected eclipsing binaries [10]

Variable	Star	HD	P	Sep.	Sp	M	R	M_{bol}	m_V	Dist.
			day	R_{\odot}		M_{\odot}	R_{\odot}			pc
<i>Detached systems</i>										
σ Aql		185507	1.95	15.2	B8	6.8	4.2	-1.9	5.1	137
					B9	5.4	3.3	-0.9		
WW Aur		46052	2.52	11.9	A7	1.92	1.92	+1.7	5.7	77
					F0	1.90	1.90	+2.0		
AR Aur		34364	4.13	18.5	B9	2.55	1.82	+0.3	5.5	100
					A0	2.30	1.82	+0.6		
YZ Cas		4161	4.47	19.4	A3	3.3	2.75	+0.4	5.6	90
					F5	1.6	1.49	+3.1		
AR Cas		221253	6.07	34.8	B3	11.9	7.1	-4.8	4.7	350
					A0	3.0	2.3	+0.2		
α Cr B		139006	17.36	41.9	A0	2.5	2.9	-0.1	2.3	22
					G6	0.89	0.87	+5.4		
AR Lac		210334	1.98	9.1	G5	1.32	1.54	+3.8	6.5	48
					gK0	1.31	2.86	+3.4		
U Oph		156247	1.68	12.8	B5	5.30	3.4	-2.4	5.9	310
					B6	4.65	3.1	-1.9		
VV Ori		36695	1.49	16.0	B1	18	6.2	-5.3	5.1	500
					B5	6.1	3.0	-2.1		
RS Sgr		167647	2.42	10.1	B5	1.4	3.2	-2.2	6.1	250
					A5	0.94	2.6	+0.7		
<i>Semi-detached systems</i>										
R CMa		57167	1.14	3.8	F0	0.49	1.06	+3.3	5.9	33
					gG9	0.11	0.97	+5.5		
RZ Cas		17138	1.20	6.4	A0	1.80	1.53	+0.9	6.3	90
					gG1	0.63	1.80	+3.4		
U Cep		5697	2.49	12.6	B8	2.9	2.4	-0.6	6.8	180
					gG8	1.4	3.9	+2.3		
u Her		156633	2.05	15.0	B3	7.9	4.5	-3.8	4.7	260
					B8	2.8	4.3	-2.1		
δ Lib		132742	2.33	11.6	A0	2.6	3.5	-0.8	4.8	100
					gG2	1.1	3.5	+2.2		
β Per (Algol)		19356	2.87	15.7	B8	5.2	3.57	-1.0	2.2	27
					gK0	1.01	3.76	+2.7		
V Pup		65818	1.45	16.2	B1	16.6	6.0	-5.1	4.5	400
					B4	9.8	5.3	-3.9		
U Sge		181182	3.38	19.5	B9	6.7	4.1	-1.4	6.4	250
					gG2	2.0	5.4	+1.2		
V 505 Sgr		187949	1.18	7.2	A1	2.33	2.27	+2.7	6.5	145
					gF8	1.21	2.26	+0.3		
λ Tau		25204	3.95	16.1	B3	2.3	3.4	-3.2	3.8	132
					A3	0.92	4.8	-0.9		
TX UMa		93033	3.06	13.7	B8	2.8	2.16	-0.4	6.9	180
					gG3	0.85	3.79	+2.1		
<i>Contact system</i>										
W UMa		83950	0.33	2.5	F8	1.30	1.11	+4.1	7.8	67
					F7	0.65	0.79	+4.7		

P, M_V and Sp relation

Median P in days	2.5	0.36
Median M_V	+0.2	+4.0
Sp range	B \leftrightarrow G	F \leftrightarrow G

Rotation period and spectral type [1, 11]

The table gives the general range and omits a few exceptional cases. The minimum period is governed by contact between the two components. P in days.

Type	Sp						
	O	B	A	F	G	K	M
EA		2 ↔ 20	0.8 ↔ 30	0.7 ↔ 30	0.6 ↔ 10	0.5 ↔ 5	
EB	7	1 ↔ 7	0.5 ↔ 2	0.5 ↔ 2	0.6 ↔ 10		
EW			0.6 ↔ 1.3	0.4 ↔ 0.7	0.3 ↔ 0.6	0.26 ↔ 0.5	
Minimum P	3	1.0	0.4	0.27	0.20	0.13	0.10

- [1] *A.Q.* 1, § 109; 2, § 112.
 [2] R. Woolley *et al.*, *Royal Obs. Bull.*, No. 166, Greenwich, 1971.
 [3] W. D. Heintz, *J.R.A.S. Canada*, 63, 275, 1969.
 [4] T. Herzeg, *Landolt-Börnstein Tables*, Group VI, 1, p. 501, Springer, 1965.
 [5] P. van de Kamp, *Handb. Phys.*, 50, 187, 1958; *A.J.*, 64, 236, 1959.
 [6] A. H. Batten, *Pub. Dom. Ap. Obs.*, 13, No. 8, 119, 1967.
 [7] C. and M. Jaschek, *P.A.S.P.*, 69, 546, 1967.
 [8] R. E. Wilson, *General Catalogue of Stellar Radial Velocities*, Carnegie Pub., No. 601, 1953.
 [9] A. Pedoussant and N. Ginestet, *Astron. Ap. Supp.*, 4, 253, 1971.
 [10] Z. Kopal and M. B. Shapley, *Jodrell Bank Ann.*, 1, 141, 1956.
 [11] O. Struve, *Stellar Evolution*, Princeton, 1950.

§ 113. Pulsars

Measurable quantities of pulsars (PSR's)

$$P = \text{period}, \quad f = 1/P$$

$$\dot{P} = \text{rate of period increase}$$

$$W_0 = \text{pulse width}$$

$$\nu = \text{radio frequency}$$

$$\Delta t = \text{time drift of signal}$$

$$DC = \text{dispersion constant} \quad = -\Delta t / \Delta(1 - \nu^2)$$

$$DM = \text{dispersion measure} \quad = \int N_e \, dl \text{ in cm}^{-3} \text{ pc}$$

$$T = \text{time characteristic} \quad = P / \dot{P}$$

$$E = \text{energy per pulse}$$

$$DM \text{ (in cm}^{-3} \text{ pc)} = 2.41 \times 10^{-16} DC \text{ (in Hz)} [2, 3]$$

$$\text{Median period of pulsars} \quad \bar{P} = 0.66 \text{ s}$$

$$\text{Median galactic latitude} \quad \bar{b} = 7^\circ$$

In the table the period P is quoted to an accuracy of $\pm 10^{-7}$ s but many of them are known to $\pm 10^{-11}$ s. The epoch for the period P is approximately 1969. The pulse width W_0 and the pulse energy E_{400} are determined for $\nu \simeq 400$ MHz.

- [1] *A.Q.* 1, 2, — —.
 [2] A. Hewish, *Ann. Rev. Astron. Ap.*, 8, 265, 1970.
 [3] R. N. Manchester and J. H. Taylor, *Ap. Letters*, 10, 67, 1972.
 [4] A. J. R. Prentice and D. ter Haar, *M.N.*, 146, 423, 1969.
 [5] J. E. Gunn and J. P. Ostriker, *Ap. J.*, 160, 979, 1970.

Pulsar parameters [2, 3]

PSR	α	δ	μ^h	b^h	P 1969	\dot{P}	T [2]	DM	W_0 [3]	E_{400} [3]	Dist [4, 5]
	h m	°	°	°	s	10^{-15}	10^6 y	cm^{-3} pc	10^{-3} s	10^{-28} J m^{-2} Hz $^{-1}$	pc
CP 0329	+54		145.0	-01.2	0.7145187	2.05	11	26.8	8.7	120	500
NP 0531	+21	Crab	184.6	-05.8	0.0330976	422.69	0.0025	56.8	1.9	1.6	1700
CP 0809	+74		140.0	+31.6	1.2922413	0.16	250	5.8	45	10	130
PRS 0833	-45	Vela X	263.6	-02.8	0.0892093	125.26	0.23	69.2	1.7	40	400
CP 0834	+06		219.7	+26.3	1.2737635	6.80	5.9	12.9	17	10	400
CP 0950	+08		228.9	+43.7	0.2530650	0.23	34	3.0	9.5	6	60
CP 1133	+16		241.9	+69.2	1.1879112	3.73	10	4.8	18	12	130
HP 1508	+55		91.3	+52.3	0.7396779	5.04	4.6	19.6	13	4	> 600
PSR 1749	-28		1.5	-01.0	0.5625532	8.15	2.2	50.9	6	50	1000
CP 1919	+21		55.8	+03.5	1.3373011	1.35	32	12.4	25	19	250
JP 1933	+16		52.4	-02.1	0.3587354	6.00	1.9	158.5	6.5	4	3000
AP 2016	+28		68.1	-04.0	0.5579534	0.15	120	14.2	14	10	300
PSR 2045	-16		30.5	-33.1	1.9615669	10.96	5.6	11.5	42	12	400

CHAPTER 12

STAR POPULATIONS AND THE SOLAR NEIGHBOURHOOD

§ 114. The Nearest Stars

The list gives 100 nearest stars or star components, but does not give a separate entry for invisible companions (iv cp) or spectroscopic doubles (sp db). The star designations are taken, as usual, from various catalogues and as far as possible two designations are given for each star. The unlabelled numbers are from the HD Catalogue, those starting with latitude in ° are from the BD, CD, etc., and others are popular designations. Stars are identified by α , δ (1950). Much of the information has been taken from the Catalogue of Nearby Stars, 1969 ed. [2].

V , $B-V$, $R-I$ = standard magnitudes and colours, μ = proper motion, π = parallax, v_r = radial velocity (+ = moving away from Sun), \mathcal{M} = mass, \mathcal{R} = radius. In the Sp column D = white dwarf, VI = subdwarf. Most of the other stars are on the main sequence. Many faint M stars have emission lines but this is not indicated.

The notes give separation of components (e.g. AB 24"); orbital elements, P = period, a = semi-major axis of secondary relative to primary (e.g. AB P 44 y a 2".4); invisible components, sometimes with P and \mathcal{M} (e.g. iv cp P 4.8 y \mathcal{M} 0.008); spectroscopic doubles (e.g. A sp db) or triples (tr); flare stars (e.g. B fl).

The 100 visible components listed are contained in 72 star systems, thus the visible duplicity is 1.39. The range of π is $> 154 \times 0".001$, thus the listed stars are within 6.5 pc.

Star omitted: [6]

G158-27, $0^h 04^m -7^\circ 48'$, $\pi = 0".226$, $\mu = 2".06/y$, $m = 13.8$.

[1] *A.Q.* 1, § 111; 2, § 113.

[2] W. Gliese, *Ver. Rechen-Inst.*, No. 22, Heidelberg, 1969.

[3] D. F. Gray, *A.J.*, 73, 769, 1968.

[4] B. T. O'Leary, *Icarus*, 5, 419, 1966.

[5] P. v. d. Kamp, *P.A.S.P.*, 81, 5, 1969.

[6] P. v. d. Kamp, *Ann. Rev. Astron. Ap.*, 9, 103, 1971.

[7] R. Woolley *et al.*, *R. Obs. Ann.*, No. 5, Herstmonceux, 1970.

The nearest stars [1, 2]

1950

Star	α	δ	V	B-V	R-I	M_V	Sp	μ	π	v_r	\mathcal{M}	\mathcal{R}	Notes
	h m	° '						"y	0"001	km/s	\mathcal{M}	\mathcal{R}	
-37° 15'49.2; 225213	0 02	-37 36	8.63	1.45	0.92	10.39	M4 V	6.09	225	+ 23			A sp db, AB P 3000 y 44"; B fl.
+43° 44'; 1326	0 15	+43 44	8.07	1.56	0.88	10.32	M1 V	2.90	282	+ 13			
β Hvi; 2151	" "	" 32	11.04	1.80	1.22	13.29	M6 V	"	"	+ 20		1.66	
γ Cas; 4614	0 23	-77 32	2.79	0.62	0.23	3.80	G1 IV	2.25	159	+ 23	0.85	0.84	AB P 480 y, α 12"
	0 46	+57 33	3.45	0.57	0.22	4.60	G0 V	1.11	170	+ 9			iv cp \mathcal{M} 0.01
"	"	"	7.51	1.39	0.59	8.66	M0 V	"	"	+ 13	0.52	0.07	
v. Meanen; Wolf 28	0 46	+ 5 09	12.37	0.56	—	14.26	DG	2.37	236	+ 54			
L726-8	1 36	-18 13	12.45	—	1.70	15.27	M5	3.36	367	+ 29	0.044		AB P 100 y, α 4"?
UV Ceti	"	"	12.95	—	—	15.8	M6	"	"	+ 32	0.085		B fl.
τ Ceti; 10700	1 41	-16 12	3.50	0.72	0.26	5.72	G8 VI	1.91	276	- 16		1.04	
L1159-16	1 57	+12 50	12.27	1.80	—	13.91	M8	2.08	212	—			fl
82 Eri; 20794	3 17	-43 16	4.26	0.71	0.28	5.29	G5	3.12	161	+ 87			
ϵ Eri; 22049	3 31	- 9 38	3.73	0.88	0.30	6.13	K2 V	0.98	303	+ 16		0.98	
σ^2 (40) Eri; 269965	4 13	- 7 44	4.43	0.82	0.31	5.99	K1 V	4.08	205	- 43	0.8		
-7° 781; 26976	"	"	9.53	0.03	0.83	11.09	DA	4.11	"	- 21	0.43	0.018	AB 82"
	"	"	11.17	1.68	—	12.73	M4	"	"	- 45	0.21	0.43	BC P 248 y α 6".9
AC+58 25001	4 26	+58 53	11.09	1.64	—	12.51	M4	2.37	192	—			
AC+58 25002	"	"	12.44	0.31	—	13.86	—	"	"	—			
Kapteyn; -45° 1841	5 10	-45 00	8.81	1.56	0.77	10.85	M0	8.81	256	+245			
-3° 1123; 36395	5 29	- 3 41	7.97	1.47	0.85	9.12	M1 V	2.23	170	+ 11			
Ross 47; AC+12 1800-213	5 39	+12 29	11.60	1.65	1.27	12.75	M6 VI	2.37	168	+103			
LE658-2	5 53	- 4 08	14.52	1.06	—	15.62	DK	2.37	166	—			
-21° 1377; 42581	6 08	-21 51	8.13	1.50	0.82	9.33	M1 V	0.74	174	+ 4			
Ross 614	6 27	- 2 46	11.17	1.74	1.39	13.16	M7	0.99	250	+ 24	0.14		AB P 16.5 y
"	"	"	14	—	—	16	—	"	"	"	0.08		α 0".98
Sirius; 48915	6 43	-16 39	-1.46	0.00	-0.12	1.42	A1 V	1.33	377	- 8	2.31	1.8	AB P 50.1 y
	"	"	8.68	—	—	11.56	DA	"	"	—	0.98	0.022	α 7".5
Wolf 294; AC+33 25644	6 52	+33 20	9.90	1.60	1.09	11.3	M4	0.85	168	+ 36			
Ross 986; AC+38 23616	7 07	+38 38	11.48	1.71	1.39	12.62	M5	1.08	169	+ 39			
+5° 1668; Luyten	7 25	+ 5 23	9.82	1.56	1.19	11.98	M5	3.74	268	+ 26			db?
Procyon; 61421	7 37	+ 5 21	0.37	0.42	0.14	2.64	F5 V	1.25	286	- 3	1.77	1.7	AB P 40.6 y
"	"	"	10.7	—	—	13.0	DF	"	"	—	0.63	0.01	α 4".5
YZ CMi; Ross 882	7 42	+ 3 41	11.20	1.59	1.40	12.29	M4	0.61	165	+ 18			fl

The nearest stars (contd.)

Star	1950		δ	V	$B-V$	$R-I$	M_V	Sp	μ	π	v_r	M	R	Notes
	α	δ												
L97-12	h 7 53	-67 38	14.34	—	15.5	D	2.05	0 ^o .001	173	—	—	—	—	
L674-15	8 10	-21 24	13.8	—	15.0	M	0.73	171	—	—	—	—	—	
+53° 1320; 79211	A 9 11	+52 54	7.62	1.38	8.72	M0 V	1.68	166	—	—	+11	—	—	} AB P 1000 y } α 19 ^o
+53° 1321; 79210	B 10 08	+49 42	7.72	1.34	8.82	M0 V	1.70	169	—	—	+10	—	—	
+50° 1725; 88230	B 10 08	+49 42	6.59	1.36	8.32	K7 V	1.45	219	—	—	+26	—	—	
+20° 2465	10 17	+20 07	9.43	1.54	10.98	M4 V	0.49	203	—	—	+11	—	—	iv ep P 26 y α 0 ^o .11 fl fl
Wolf 359	10 54	+7 19	13.53	2.01	16.68	M8	4.71	459	—	—	+13	—	—	
+36° 2147; 95735	A 11 01	+36 18	7.50	1.51	10.49	M2 V	4.78	401	—	—	+84	0.35	—	iv ep P 8 y α 0 ^o .03, α 0.02 } AB 28 ^o } B fl
+44° 2051	A 11 03	+43 47	8.77	1.55	10.12	M2 V	4.54	186	—	—	+65	—	—	
WX UMa	B "	" "	14.53	1.72	15.88	M8	"	"	—	—	"	—	—	
L145-141	11 43	-64 33	11.44	0.19	13.01	DA	2.68	206	—	—	—	—	—	} AB α 0 ^o .7
AC + 79°3888	11 45	+78 58	10.94	—	12.38	M4 VI	0.89	195	—	—	-117	—	—	
Ross 128	11 45	+1 06	11.10	1.76	13.50	M5	1.37	301	—	—	+13	—	—	
Wolf 424	A 12 31	+9 18	13.16	1.80	14.98	M6	1.75	230	—	—	+5	—	—	
"	B "	" "	13.4	—	15.2	M7	"	"	—	—	"	—	—	
+15° 2620; 119850	13 43	+15 10	8.50	1.43	10.02	M4 V	2.30	205	—	—	+15	—	—	} AC 7849 ^o ; fl
Proxima Cen	14 26	-62 28	11.05	1.97	15.45	M5	3.85	762	—	—	+16	0.1	—	
-11° 3759	14 32	-12 19	11.36	1.65	12.38	M4	0.69	160	—	—	—	—	—	
α Cen; 128620	A 14 36	-60 38	-0.01	0.68	0.22	G2 V	3.68	745	—	—	+22	1.1	1.23	} AB P 79.9 y, α 17 ^o .6. } nearest * system
"	B "	" "	1.33	0.88	0.24	K5 V	"	"	—	—	+0.89	—	0.87	
-20° 4125; 131977	A 14 55	-21 12	5.78	1.10	7.06	K5 V	2.04	180	—	—	+26	—	—	} AB 20 ^o hyperbol. } α 5 ^o .6
-20° 4123	B "	" "	7.98	1.50	9.21	M2 V	"	"	—	—	+26	—	—	
-40° 9712	15 29	-41 06	10.1	1.05	11.2	M4	1.55	169	—	—	—	—	—	sp db D sp db
-12° 4523	16 28	-12 32	10.2	1.60	12.10	M5	1.18	249	—	—	+13	—	—	
Wolf 629	D 16 53	-8 14	11.70	1.70	12.73	M4 VI	1.19	161	—	—	+22	—	—	} AD 72 ^o } AB P 1.7 y, α 0 ^o .22 } AB fl
-8° 4352; Wolf 630	A 16 53	-8 15	9.76	1.62	10.79	M4	1.18	161	—	—	+19	0.38	—	
"	B "	" "	9.8	2.05	10.8	M5	"	"	—	—	"	0.38	—	} AC 221 ^o } AB P 13.0 y } α 0 ^o .7
VB 8	C 17 11	+45 45	16.66	2.05	17.69	M3	"	"	—	—	+21	0.31	—	
+45° 2505; 155876	A 17 11	+45 45	9.96	1.49	10.91	M3	1.59	155	—	—	"	0.25	—	
" Fu 46	B "	" "	10.33	1.53	11.28	M4	"	"	—	—	"	—	—	
-26° 12026; 155886	A 17 12	-26 32	5.06	0.86	6.38	K1 V	1.24	184	—	—	+1	—	—	} AB P 600 y, α 14 ^o ? } AC 732 ^o
36 Oph; 155885	B 17 13	-26 29	5.09	1.16	6.41	K1 V	1.23	184	—	—	+0	—	—	
-26° 12036; 156026	C 17 13	-26 29	6.24	1.16	7.66	K5 V	1.22	184	—	—	+1	—	—	
-46° 11540	17 25	-46 51	9.36	1.53	11.03	M4	1.10	216	—	—	—	—	—	

The nearest stars (contd.)

Star	1950		V	B-V	R-I	M _v	Sp	μ	π	v _r	M	R	Notes
	α	δ											
-44° 11909	h	m	11.2	9.15	1.10	12.8	M5	1.16	213	—			
+68° 948; A0e 17415-6	17 37	+68 23	9.15	1.50		10.79	M4 v	1.32	209	-22			iv ep a 0°.1, \mathcal{M} 0.026
L205-128; UC 48	17 42	-57 17	12.9			14.0	M	1.71	170	—			
Barnard; +4° 3561	17 55	+4 33	9.54	1.74	1.23	13.25	M5 v	10.31	552	-108			iv ep P 25 y \mathcal{M} 0.0016
+2° 3482; 70 Oph	A 18 03	+2 31	4.22	0.86	0.30	5.67	K0 v	1.12	195	-7	0.92		A sp or iv db?
165341; 70 Oph	B "	"	6.0	—	—	7.45	K5 v	"	"	-10	0.69		AB P 88 y, a 4".5
+59° 1915; 173739	A 18 42	+59 33	8.90	1.54	1.07	11.15	M4	2.30	283	"	0.4		AB P 453 y a 17"
"	B "	"	9.69	1.59	1.14	11.94	M5	2.28	"	+10	0.4		
Σ 2398; 173740	B "	"	10.6	—	1.30	13.3	M4	0.72	345	-4			f
Ross 154; AC-242833-183	A 19 14	+5 06	9.12	1.50	1.00	10.31	M4 v	1.46	173	+33			AB 74"
+4° 4048; 180617	A 19 14	+5 06	9.12	1.50	1.00	10.31	M4 v	1.46	173	+33			
VB10	B 19 15	+5 05	17.38	2.12	—	18.57	M5	1.49	"	"			
L347-14	B 19 17	-45 37	13.7	—	—	14.9	M7	2.94	175	—			
σ Dra; 185144	19 32	+69 35	4.69	0.80	0.29	5.92	K0 v	1.83	176	+27			0.84
Allair; 187642	19 48	+8 44	0.76	0.22	0.02	2.24	A7 v	0.66	197	-26			
σ Pav; 190248	20 04	-68 19	3.55	0.76	0.23	4.76	G6 v	1.65	175	-22			
-36° 13940; 191408	A 20 08	-36 14	5.32	0.87	0.34	6.56	K3 v	1.65	177	-130			AB 7"
"	B "	"	11.5	1.41	—	12.7	M5	"	"	"			
-45° 13677; 191849	20 10	-45 19	7.97	1.41	0.73	9.04	M0 v	0.78	164	-30			AB P 700 y, a 25"
61 Cyg; 201091	A 21 05	+38 30	5.22	1.17	0.47	7.58	K5 v	5.21	294	-64	0.63		iv ep P 4.8 y
" ; 201092	B "	"	6.03	1.37	0.60	8.39	K7 v	"	"	"	0.6		\mathcal{M} 0.008
-39° 14192; 202560	21 14	-39 04	6.67	1.38	0.69	8.75	M0 v	3.46	260	+21			
-49° 13515; 204961	21 30	-49 13	8.67	1.46	0.93	10.32	M1 v	0.81	214	+8			
ε Ind; 209100	22 00	-57 00	4.68	1.05	0.40	7.00	K5 v	4.69	291	-40			
Krüger 60; 239960	A 22 26	+57 27	9.85	1.62	1.15	11.87	M3	0.86	253	-26	0.27		AB P 45 y a 2".4
D0 Cep	B "	"	11.3	1.8	—	13.3	M4	"	"	"	0.16		A iv ep \mathcal{M} 0.01
L789-6	22 36	-15 36	12.18	1.96	1.66	14.60	M7	3.26	303	-60			f
+43° 4305	22 45	+44 05	10.2	1.6	1.15	11.65	M4	0.83	194	-2			
-15° 6290; Ross 780	22 51	-14 31	10.17	1.60	1.22	11.77	M5	1.15	207	+9			
-36° 15693; 217987	23 03	-36 08	7.36	1.46	0.85	9.59	M2 v	6.90	279	+10			
+19° 5116	A 23 20	+19 40	10.38	1.56	1.13	11.33	M4	0.55	155	-1			AB P 178 y, a 3".9
"	B "	"	12.4	—	—	13.4	M6	"	"	-4			A or B f
Ross 248	23 39	+43 55	12.29	1.92	1.56	14.80	M6	1.59	317	-81			
1° 4774	23 47	+2 08	8.69	1.48	0.87	10.19	M2 v	1.37	175	-65			

§ 115. The Brightest Stars

The list contains 100 visually brightest stars. For multiple stars the data refer to the combined system or the dominant star.

Photometric data are on the standard U, B, V , system and the spectral classifications Sp are on the MKK system (sometimes smoothed by averaging). μ = proper motion. The distance d is from parallax π when $\pi > 0''.030$ and from spectral luminosity class when $\pi < 0''.015$. Some averaging has been introduced. v_r = radial velocity, +ve for increasing distance (red shift).

The notes give indications of variability, duplicity, etc. Many systems are complex and the indications cannot be complete. Optical duplicity is omitted.

v = dwarf, or variable irr = irregular
 db, tr, qu = double, triple, quadruple, usually visual.
 sp = spectroscopic ecl = eclipsing a = astrometric
 Periods P in days d, or years y
 Separations are in arc seconds, ''.

The limiting magnitude for 100 brightest stellar systems is

$$V = 2.59$$

[1] *A.Q.* 1, § 112; 2, § 114.

[2] D. Hoffleit, *Catalogue of Bright Stars*, Yale, 1964.

[3] V. M. Blanco *et al.*, *Pub. U.S. Naval Obs.*, 21, 1968.

[4] J. R. Lesh, *Ap. J. Supp.*, 17, 151, 371, 1968.

[5] A. J. R. Prentice and D. ter Haar, *M.N.*, 146, 423, 1969.

The brightest stars [1, 2, 3, 4, 5]

1900

Star	α		δ	V	B-V	U-B	M _v	Sp	μ	d	v _r	Notes
	h	m										
Alpheratz	0 03	+ 28 32	2.03	-0.10	-0.39	-0.9	B9p	0".001/y	39	km/s	-12 v	db 76", sp db 96.7 d
Caph	0 04	+ 58 36	2.26	+0.34	+0.10	+1.5	F2	211	14	+12	sp db 27 d	
Ankaa	0 21	-42 51	2.39	+1.08	+0.87	+0.2	K0 III	443	28	+75 v	a db 0".07, sp db 3849 d	
Schedar	0 35	+55 49	2.22	+1.17	+1.13	-1.0	K0 II-III	58	45	-4		
Diphda	0 39	-18 32	2.04	+1.02	+0.87	+0.7	K1 III	234	18	+13	v	
Cih	0 51	+60 11	2.59	-0.22	-1.07	-3.9	B0e IV	27	190	-7	irr v, db 2"	
Mirach	1 04	+35 05	2.06	+1.62	+1.96	+0.1	M0 III	211	23	0	v	
Polaris	1 23	+88 46	2.3	+0.6	+0.6	-4.6	F8 Ib	46	240	-17 v	v 4 d, sp db 30 y	
Achernar	1 34	-57 45	0.48	-0.18	-0.67	-2.2	B5 IV-V	98	39	+19 v		
Almabch	1 58	+41 51	2.13	+1.20	+0.92	-2.2	K3 II	69	75	-12	db 10"	
Hamel	2 02	+22 59	2.00	+1.15	+1.12	+0.2	K2 III	242	23	-14	v	
Mira	2 14	-3 26	2.0	+1.7	+1.0	-1.0	M6e III	233	40	+64 v	v 332 d	
Menkar	2 57	+3 42	2.52	+1.64	+1.95	-0.7	M2 III	75	45	-26		
Algol	3 02	+40 34	2.2	-0.1	-0.3	-0.3	B8 v	7	32	+4 v	v, db 1.8 y, ecl sp tr 3 d 2 y	
Mirfak	3 17	+49 30	1.80	+0.48	+0.39	-4.3	F5 Ib	35	160	-2	v	
Aldebaran	4 30	+16 19	0.85	+1.53	+1.89	-0.7	K5 III	203	21	+54	v dbs 31" 122" 2"	
Capella	5 09	+45 54	0.08	-0.79	+0.45	-0.6	G8+F	436	14	+30 v	v, sp db 105 d	
Rigel	5 10	-8 19	0.11	-0.03	-0.67	-7.0	B8 Ia	1	250	+21 v	v, db 9", sp db 10 d	
Beatrix	5 20	+6 16	1.63	-0.22	-0.87	-3.3	B2 III	16	93	+18	v	
El Nath	5 20	+28 32	1.65	-0.13	-0.49	-2.0	B7 III	178	55	+8		
Mintaka	5 27	-0 22	2.19	-0.21	-0.21	-6.1	O9.5 II	2	460	+17 v	db 33", sp db 5.7 d	
Arneb	5 28	-17 54	2.58	+0.22	+0.22	-4.7	F0 Ib	6	300	+25		
Alnilam	5 31	-1 16	1.70	-0.19	-1.04	-6.7	B0 Ia	0	470	+26		
Alnitak	5 36	-2 00	1.79	-0.21	-1.06	-6.4	O9.5 Ib	5	450	+18	v, db 3"	
Saiph	5 43	-9 42	2.05	-0.18	-1.03	-6.8	B0.5e I	5	560	+21	v	
Betelgeuse	5 50	+7 23	0.8	+1.86	-0.2	-6	M2 I	29	200	+21 v	v, sp db 5.8 y	
Menkalinan	5 52	+44 56	1.90	+0.03	-0.2	-4.5	A2 v	51	27	-18 v	v, ecl sp db 3.96 d	
Mirzam	6 18	-17 54	1.98	-0.24	-0.99	-4.7	B1 Ib	4	200	+34 v	sp v 0.25 d, 42 d	
Canopus	6 22	-52 38	-0.73	+0.16	-4.7	F0 Ib	25	60	+21			
Alhena	6 32	+16 29	1.93	0.00	+0.03	-0.4	A0 IV	66	31	-13 v	sp db 2175 d	

The brightest stars (contd.)

1900

Star	α		δ	V	$B-V$	$U-B$	M_V	S_p	μ	d	v_r	Notes
	h	m										
Sirius	6 41	-16 35	-1.45	0.00	-0.04	+1.41	A1 V	0".001/y 1324	2.7	-8 v	db 9" 50 y	
Adhara	6 55	-28 50	1.50	-0.22	-0.92	-5.0	B2 II	4	200	+27	db 8"	
Wezen	7 04	-26 14	1.84	+0.67	+0.50	-7.3	F8 Ia	5	600	+34		
Aludra	7 20	-29 06	2.42	-0.07	-0.73	-7.0	B5 Ia	8	750	+41		
Castor	7 28	+32 06	1.58	+0.04	+0.01	+0.85	A1, M+A	200	14	+4 v	tr, each sp db	
Procyon	7 34	+5 29	0.35	+0.41	0.00	+2.65	F5 IV	1248	3.5	-3 v	v, db 4" 41 y, sp db 40 y	
Pollux	7 39	+28 16	1.15	+1.00	+0.85	+0.95	K0 III	625	11	+3 v	v, nearest giant	
Neos	8 00	-39 43	2.25	-0.27	-1.11	-7	O5	33	700	-24		
	8 06	-47 03	1.83	-0.26	-0.92	-4	DC7+O7	10	150	+35	v, db 41"	
Avior	8 20	-59 11	1.87	+1.30	+0.27	-3	K0 II+B	29	100	+12 v		
	8 42	-54 21	1.95	+0.04	+0.04	+0.1	A0 V	87	23	+2	tr 3", 69"	
Subail	9 04	-43 02	2.26	+1.69	+1.8	-4.5	K5 Ib	26	200	+18 v		
Miaplacidus	9 12	-69 18	1.68	0.00	+0.02	-0.4	A0 III	184	26	-5		
Scutulum	9 14	-58 51	2.24	+0.18	+0.11	-4.5	F0 Ib	20	200	+13 v		
	9 19	-54 35	2.49	-0.20	-0.74	-3.0	B2 IV	12	130	+22 v	sp db 117 d	
Alphard	9 23	-8 14	1.99	+1.43	+1.73	-0.4	K4 III	34	30	-4 v		
Regulus	10 03	+12 27	1.35	-0.11	-0.36	-0.6	B7 V	248	26	+4 v, tr 4", 217"		
Algeiba	10 14	+20 21	2.1	+1.12	+0.99	-0.5	K0 III	346	33	-37	db 619 y 2"	
Merak	10 56	+56 55	2.37	-0.02	-0.02	+0.5	A1 V	87	24	-12 v		
Dubhe	10 58	+62 17	1.79	+1.06	+0.90	-0.7	K0 III	138	32	-9 v	v, db 0".6 44 y	
Zosma	11 09	+21 04	2.55	+0.12	+0.10	+0.7	A4 V	202	24	-21		
Denebola	11 44	+15 08	2.14	+0.09	+0.07	+1.58	A3 V	510	13	0 v		
Phaedra	11 49	+54 15	2.43	0.00	+0.01	+0.5	A0 III	94	25	-13 v		
Ghenah	12 11	-16 59	2.59	-0.11	-0.35	-2.0	B8 III	162	85	-4 v		
Acrux	12 21	-61 33	0.9	-0.26	-0.96	-3.5	B2 IV	43	80	-7 v	db 5", each sp db.	
Gacrux	12 26	-56 33	1.64	+1.60	+1.75	-2.5	M3 II	273	70	+21 v		
Muhlifain	12 36	-48 25	2.16	-0.02	0.00	-0.5	A0 III	197	40	-8 v	db 0".9 85 y	
Mimosa	12 42	-59 09	1.26	-0.24	-1.00	-4.7	B0 III	49	150	+20 v	v 0.25 d	
Alioth	12 50	+56 30	1.78	-0.02	+0.01	-0.2	A0p	114	25	-9 v	sp v 5 d 4 y	
Mizar	13 20	+55 27	2.09	+0.03		0.0	A2 V	128	27	-9 v	tr, 14", sp db 20 d.	
Spica	13 20	-10 38	0.96	-0.23		-3.4	B1 V	52	80	+1 v	v ecl sp db 4 d	
Alcaid	13 34	-52 57	2.30	-0.23	-0.92	-3.6	B1 V	34	150	+6		
	13 44	+49 49	1.86	-0.19	-0.68	-1.6	B3 V	122	45	-11 v		
Hadar	13 49	-46 48	2.54	-0.24	-0.90	-3.5	B2 IV	76	160	+7 v	sp db 8 d	
	13 57	-59 53	0.60	-0.23	-0.98	-5.0	B1 II	35	120	-11 v	db 1".2	

The brightest stars (contd.)

Star	1900		V	B-V	U-B	M _v	Sp	μ	d	v _r	Notes
	α	δ									
	h m	° ′						0" 001/y	pc	km/s	
Menkent	14 01	-35 53	2.06	+1.02	+0.84	+1.0	K0 IV	738	17	+1	
Arcturus	14 11	+19 42	-0.06	+1.23	+1.26	-0.2	K2p III	2285	11	-5	v
Rigel Kent	14 29	-41 43	2.34	-0.21	-0.80	-3.0	B2 v	49	120	0 v	v tr 5" 6, 0" 1
	14 33	-60 25	-0.1	+0.7	+4.3	G2 v		3675	1.33	-24 v	tr 80 y, 2° 2
	14 35	-46 58	2.31	-0.22	-0.88	B2		33	90	+7 v	
Izar	14 41	+27 30	2.39	+0.96	+0.70	-0.2	K1 III, A	50	35	-17	tr 3" 6, 178" sp db
Kochab	14 51	+74 34	2.07	+1.46	+1.78	-0.5	K4 III	33	32	+17 v	
Alphecca	15 30	+27 03	2.23	-0.02	+0.5	A0 v	154	23	+2 v	v sp db 17.4 d, 2.8 d	
Dzuba	15 54	-22 20	2.32	-0.11	-0.91	-4.0	B0 v	33	180	-14 v	
Acrab	16 00	-19 32	2.52	-0.08	-0.83	-3.8	B0.5 v	27	180	-7 v	v tr 14", 1", sp db 6.8 d
Antares	16 23	-26 13	1.0	+1.81	-4.7	M1 ib	30	130	-3 v	v 1733 d, db 3"	
	16 32	-10 22	2.56	+0.02	-0.86	-3.8	O9.5 v	22	190	-19 v	
Atria	16 38	-68 51	1.93	+1.43	+1.50	-0.3	K4 III	43	28	-4	
	16 44	-34 07	2.29	+1.15	+1.16	+0.7	K2 III-IV	664	21	-3	v
Sabik	17 05	-15 36	2.44	+0.05	+0.8	A2 v	96	21	-1	db 1", 88 y	
Shaula	17 27	-37 02	1.62	-0.22	-0.90	-3.4	B1 v	32	100	0 v	sp db 5.6 d
	17 30	-42 56	1.87	+0.40	+0.15	-4.5	F0 ib	12	160	+1	
Ras-Alhague	17 30	+12 38	2.07	+0.15	+0.09	+0.8	A5 III	261	18	+13	v
	17 36	-38 59	2.41	-0.22	-0.89	-3.3	B2 IV	30	140	-10 v	
Eltanin	17 54	+51 30	2.22	+1.52	+1.87	-0.6	K5 III	26	36	-28	v
Kaus Australis	18 18	-34 26	1.83	-0.02	-0.10	-1.5	B9 IV	137	50	-11	
Vega	18 34	+38 41	0.04	0.00	0.00	+0.5	A0 v	345	8.1	-14	v
Nunki	18 49	-26 25	2.08	-0.20	-0.74	-2.5	B2 v	60	80	-11	
Altair	19 46	+8 36	0.77	+0.22	+0.07	+2.3	A7 v	658	5.0	-26	
Peacock	20 18	-57 03	1.93	-0.20	-0.72	-2.9	B3 IV	87	90	+2 v	v sp db 11.8 d
Sadīr	20 19	+39 56	2.23	+0.67	+0.53	-4.7	F8 ib	1	250	-8	
Deneb	20 38	+44 55	1.25	+0.09	-0.23	-7.3	A2 Ia	3	500	-5 v	v
Gienar	20 42	+33 36	2.46	+1.03	+0.86	+0.6	K0 III	482	23	-10 v	
Alderamin	21 16	+62 10	2.43	+0.23	+0.11	+1.5	A7 IV-v	157	16	-10 v	
Enif	21 39	+9 25	2.41	+1.55	+1.66	-4.6	K2 ib	26	250	+5	v db 144"
Al Na'ir	22 02	-47 27	1.74	-0.14	-0.46	+0.2	B5 v	195	21	+12	v
	22 37	-47 24	2.2	+1.6	-2.5	M3 II	134	90	+2	v	
Fomalhaut	22 52	-30 09	1.16	+0.09	+0.08	+1.9	A3 v	367	7.0	+7	v
Scheat	22 59	+27 32	2.54	+1.66	-1.4	M2 II-III	234	60	+9	irr v	
Markab	23 00	+14 40	2.49	-0.04	-0.04	-0.1	B9.5 III	71	33	-4 v	v

§ 116. Population Types

Stars and other objects were originally segregated into two population types [2] and later [3] into five subdivisions. The table gives the main objects, stars, and conditions for the types and subdivisions.

Population types [1, 4]

	Population I		Population II		
	Extreme	Older	Old disk	Intermediate	Halo
Occurrence	New systems		Old systems		
Objects	Gas (interstellar)				
	Dust, grains				
	Diffuse neb. Reflection neb.		Planetary neb.		
	Open clusters		Galactic nucl.		Globular cl.
	Spiral arms		Irreg. gal.		Elliptical gal.
Stars	Supergiants	Sun Giants G ↔ M Main Seq.			
		Nearby stars	High vel.		
		Metal rich	Metal poor		Extr. metal
		Strong line	Weak line		poor
	Classic Cepheids		RR Lyr $P < 0.4$ d		RR Lyr $P > 0.4$ d
			w Vir L.P.V.'s $P < 250$ d		
	T Tau		(low vel) RV Tau var. (high vel)		
		Me dwarfs	Novae		
			White dwarfs?		
	<i>Conditions</i>				
\bar{z} in pc	120	160	400	700	2000
\bar{v}_z in km/s	8	10	16	25	75
Axial ratio	100	50	20	5	2
Distribution	v. patchy	patchy	smooth		
Central core		little	strong		
Age in 10^9 y	< 0.1	0.1 ↔ 1.5	1.5 ↔ 5	5 ↔ 6	> 6
Total mass in $10^9 M_\odot$	3	10	40	40	20
Brightest M_V		-8		-3	
Heavy El/H	0.04	0.02	0.01	0.004	0.001

[1] *A.Q.* 1, § 113; 2, § 115.[2] W. Baade, *Ap. J.*, 100, 137, 147, 1944.[3] J. H. Oort *et al.*, *Stellar Populations*, ed. O'Connell, pp. 414, 533, Vatican Obs., 1958.[4] A. Blaauw, *Galactic Structure*, ed. Blaauw and Schmidt, p. 435, Chicago, 1965.[5] I. R. King, *P.A.S.P.*, 83, 377, 1971.

§ 117. Star Numbers

N_m = number of stars per square degree brighter than magnitude m . m may be photographic ($pg \simeq B$) or visual ($vis \simeq V$).

A_m = number of stars per square degree within the brightness range $m + \frac{1}{2} \leftrightarrow m - \frac{1}{2}$.

$N_m(pg)$ with galactic latitude, b [1, 2, 3, 4]
 $\log N_m(pg)$

m_{pg}	Galactic latitude, b									mean $0^\circ \leftrightarrow 90^\circ$
	0°	$\pm 5^\circ$	$\pm 10^\circ$	$\pm 20^\circ$	$\pm 30^\circ$	$\pm 40^\circ$	$\pm 50^\circ$	$\pm 60^\circ$	$\pm 90^\circ$	
0.0		-4.0			-4.3			-4.4		-4.25
1.0		-3.4			-3.75			-3.9		-3.70
2.0		-2.83			-3.20			-3.3		-3.18
3.0		-2.32			-2.69			-2.8		-2.60
4.0	-1.75	-1.83	-1.88	-2.01	-2.16	-2.25	-2.30	-2.32	-2.40	-2.11
5.0	-1.28	-1.36	-1.43	-1.56	-1.69	-1.76	-1.80	-1.83	-1.89	-1.63
6.0	-0.82	-0.90	-0.97	-1.10	-1.22	-1.29	-1.34	-1.37	-1.42	-1.14
7.0	-0.39	-0.46	-0.53	-0.66	-0.77	-0.84	-0.89	-0.92	-0.97	-0.69
8.0	+0.05	-0.01	-0.09	-0.22	-0.32	-0.40	-0.45	-0.48	-0.54	-0.25
9.0	0.52	+0.43	+0.35	+0.22	+0.12	+0.04	-0.01	-0.06	-0.12	+0.19
10.0	+0.97	+0.88	+0.80	+0.66	+0.54	+0.46	+0.40	+0.35	+0.27	+0.62
11.0	1.43	1.33	1.23	1.08	0.96	0.87	+0.80	+0.75	+0.66	+1.05
12.0	1.88	1.77	1.65	1.50	1.37	1.26	+1.19	+1.12	+1.03	+1.46
13.0	2.30	2.19	2.07	1.90	1.76	1.64	+1.54	+1.47	+1.39	+1.87
14.0	2.72	2.61	2.48	2.28	2.12	1.98	+1.88	+1.79	+1.71	+2.26
15.0	+3.12	+3.00	+2.88	+2.65	+2.46	+2.31	+2.20	+2.10	+1.97	+2.62
16.0	3.48	3.41	3.24	3.00	2.77	2.61	2.48	2.38	2.24	+2.98
17.0	3.83	3.78	3.60	3.33	3.07	2.84	2.75	2.64	2.48	+3.33
18.0	4.20	4.10	3.93	3.63	3.35	3.14	2.99	2.87	2.72	+3.64
19.0	4.5	4.4	4.3	3.9	3.6	3.4	3.2	3.1	2.9	+3.90
20.0	+4.7	+4.7	+4.6	+4.2	+3.8	+3.6	+3.4	+3.3	+3.1	+4.17
21.0	5.0	4.9	4.8	4.5	4.0	3.7	3.6	3.4	3.2	+4.4

The values of N_m (pg) quoted are about 0.1 dex greater than in [6] although the same sources are used.

Variation of N_m with galactic latitude b close to the galactic plane ($b < 20$) can be expressed

$$\log N_m = \log N_m(0^\circ) - c b$$

with values	m	5	10	15	20
	c	0.014	0.016	0.024	0.031
	$\log N_m(0)pg$	-1.3	+1.0	+3.1	+4.7
	$\log N_m(0)vis$	-1.1	+1.2	+3.4	+5.0

For early emission stars [5]

$$m \simeq 12, \quad \log N_m(0) = -0.9, \quad c = 0.11$$

N_m (vis) with galactic latitude, b [1, 2, 3, 4]
 $\log N_m$ (vis)

m_{vis}	Galactic latitude, b									mean 0° ↔ 90°
	0°	± 5°	± 10°	± 20°	± 30°	± 40°	± 50°	± 60°	± 90°	
0.0		-3.9			-4.2			-4.3		-4.1
1.0		-3.3			-3.6			-3.7		-5.56
2.0		-2.7			-3.0			-3.1		-3.00
3.0		-2.14			-2.5			-2.6		-2.43
4.0	-1.55	-1.63	-1.68	-1.81	-1.96	-2.05	-2.10	-2.12	-2.20	-1.90
5.0	-1.08	-1.16	-1.23	-1.36	-1.49	-1.56	-1.60	-1.63	-1.69	-1.41
6.0	-0.60	-0.68	-0.75	-0.88	-1.00	-1.07	-1.12	-1.15	-1.20	-0.93
7.0	-0.16	-0.23	-0.30	-0.43	-0.54	-0.61	-0.66	-0.69	-0.74	-0.46
8.0	+0.29	+0.23	+0.15	+0.02	-0.08	-0.16	-0.21	-0.24	-0.30	+0.00
9.0	+0.78	+0.69	+0.61	+0.48	+0.38	+0.30	+0.25	+0.20	+0.14	+0.45
10.0	+1.25	+1.16	+1.08	+0.94	+0.82	+0.74	+0.68	+0.63	+0.55	+0.91
11.0	1.73	1.63	1.53	1.38	1.26	1.17	1.10	1.05	0.96	+1.34
12.0	2.18	2.07	1.93	1.80	1.67	1.57	1.49	1.42	1.33	+1.76
13.0	2.60	2.49	2.37	2.20	2.08	1.94	1.84	1.77	1.69	+2.17
14.0	3.02	2.91	2.78	2.60	2.44	2.28	2.18	2.09	2.01	+2.56
15.0	+3.42	+3.30	+3.18	+2.95	+2.78	+2.61	+2.50	+2.40	+2.27	+2.94
16.0	3.78	3.71	3.54	3.30	3.09	2.91	2.78	2.68	2.54	+3.29
17.0	4.13	4.08	3.90	3.60	3.37	3.19	3.05	2.94	2.78	+3.64
18.0	4.50	4.40	4.23	3.93	3.65	3.44	3.29	3.17	3.02	+3.95
19.0	4.8	4.7	4.6	4.2	3.9	3.7	3.5	3.4	3.2	+4.20
20.0	+5.0	+5.0	+4.9	+4.5	+4.1	+3.9	+3.7	+3.6	+3.4	+4.5
21.0	5.3	5.2	5.1	4.8	4.3	4.1	3.9	3.7	3.5	+4.7

Distribution in absolute magnitude ranges $M \pm \frac{1}{2}$ for stars counted to a given apparent magnitude ($m \simeq 6$) [1]
 % within each class

M	-6	-5	-4	-3	-2	-1	0	1	2	3	4	5
Photographic All stars	1	1	3	7	10	14	18	21	15	6	3	1
Visual. <i>Sp</i> O	3	15	31	37	12	2	0	0	0	0	0	0
B	3	8	14	22	23	22	7	1	0	0	0	0
A	4	13	14	8	2	2	16	26	13	2	0	0
F	1	8	11	7	9	5	2	16	18	18	5	0
G	1	5	9	11	8	1	11	29	7	9	6	2
K	0	1	4	12	10	13	31	19	5	2	1	2
M	3	8	7	3	9	24	29	13	3	1	0	0

Relative numbers of stars in each class (up to $V = 8.5$ in H.D. Catalogue) [1, 10]

<i>Sp</i>	O	B	A	F	G	K	M
% stars	1	10	22	19	14	31	3

10 + log A_m and star light

m	Photographic magnitudes						Visual magnitudes	
	10 + log A_m			Star light			mean	mean
	$b = 0^\circ$	$b = 90^\circ$	mean	$b = 0^\circ$	$b = 90^\circ$	mean	10 + log A_m	star light
				10th mag stars deg ⁻²				10th m_v deg ⁻²
0			5.7	0.7	0.3	0.5	5.9	0.8
1			6.3	1.3	0.6	0.8	6.5	1.3
2			6.9	2	0.8	1.3	7.14	2.2
3			7.43	3	1.0	1.7	7.69	3.0
4	8.2	7.68	7.92	4.0	1.2	2.1	8.25	4.5
5	8.72	8.18	8.40	5.2	1.5	2.5	8.70	5.0
6	9.19	8.64	8.90	6.1	1.7	3.2	9.15	5.6
7	9.63	9.08	9.33	6.7	1.9	3.4	9.60	6.3
8	10.10	9.50	9.75	7.9	2.0	3.5	10.03	6.8
9	10.58	9.92	10.19	9.6	2.1	3.9	10.47	7.4
10	11.04	10.28	10.62	11.0	1.9	4.1	10.94	8.7
11	11.50	10.63	11.05	12.6	1.7	4.6	11.34	8.7
12	11.94	10.98	11.46	13.8	1.5	4.6	11.77	9.3
13	12.35	11.29	11.86	14.1	1.2	4.6	12.15	8.9
14	12.75	11.57	12.24	14.4	0.9	4.4	12.53	8.5
15	13.15	11.80	12.59	14.1	0.6	3.9	12.91	8.1
16	13.46	12.06	12.94	11.5	0.5	3.5	13.24	6.9
17	13.84	12.28	13.26	11.0	0.3	2.9	13.54	5.5
18	14.2	12.50	13.53	10.0	0.2	2.1	13.84	4.4
19	14.5	12.7	13.71	7.9	0.1	1.3	14.02	2.6
20	14.7	12.8	14.00	5.0	0.1	1.0	14.25	1.8
21	14.9	12.9	14.2	3.1		0.6	14.5	1.2
> 21				5.0		0.8		1.5
Total				180	22	61		119

Integrated star light as a function of galactic latitude, b [1, 7]

b	Star light		b	Star light		b	Star light	
	pg	V		pg	V		pg	V
	10th mag deg ⁻²			10th mag deg ⁻²			10th mag deg ⁻²	
0	180	372	20	54	105	60	21	38
5	123	247	30	37	71	70	19	35
10	88	176	40	29	54	80	18	34
15	69	138	50	24	43	90	18	34

Star light from whole sky [1, 7]

= 230 zero pg mag stars = 580 1st mag (pg)
 = 460 zero V mag stars = 1160 1st mag (v)

Mean secular parallax (per annum)

$$= 4.2 \times \text{annual parallax}$$

Mean secular parallax as a function of apparent magnitude [1, 8]

V	b			V	b		
	0°	30°	90°		0°	30°	90°
	" per annum				" per annum		
4	0.092	0.098	0.113	11	0.009	0.013	0.019
5	0.064	0.068	0.082	12	0.007	0.011	0.016
6	0.045	0.048	0.061	13	0.005	0.009	0.013
7	0.032	0.035	0.047	14	0.004	0.007	0.011
8	0.023	0.025	0.036	15	0.003	0.006	0.009
9	0.016	0.020	0.028	16	0.002	0.004	0.007
10	0.012	0.015	0.023				

Correction factor by which secular parallax should be multiplied for classified stars [8]

Sp	A	F	G	K	
Correction factor	V \approx 6	0.7	1.5	1.5	1.1
	V \approx 12	0.7	1.0	1.2	0.8

[1] *A.Q.* 1, § 114; 2, § 116.[2] P. J. van Rhijn, *Groningen Pub.*, No. 43, 1929.[3] F. H. Seares *et al.*, *Ap. J.*, 62, 320, 1925.[4] F. H. Seares and M. C. Joyner, *Ap. J.*, 67, 24, 1928.[5] L. R. Wackerling, *Mem. R.A.S.*, 72, 3, 153, 1970.[6] H. Scheffler and H. Elsässer, *Landolt-Börnstein Tables*, Group VI, 1, p. 601, 1965.[7] F. E. Roach and L. R. Megill, *Ap. J.*, 133, 228, 1961.[8] W. D. Heintz, *A.N.*, 232, 221, 1955.[9] F. E. Roach and L. L. Smith, *Ap. J.*, 173, 343, 1972.[10] *Henry Draper Catalogue*, *Harv. Ann.*, 91 \leftrightarrow 99, 1918-24.

§ 118. Star Densities in the Solar Neighbourhood

Density limit of all matter in the solar neighbourhood (the Oort limit derived from z velocities) [1, 2, 3]

$$= 0.13 M_{\odot} \text{ pc}^{-3} = 8.8 \times 10^{-24} \text{ g cm}^{-3} \\ \simeq 4.4 \text{ atoms cm}^{-3}$$

Components of density

Stars (white dwarfs excluded) [1, 4, 8, 13]

$$= 0.044 M_{\odot} \text{ pc}^{-3} = 3.0 \times 10^{-24} \text{ g cm}^{-3}$$

White dwarfs [5, 6]

$$= 0.02 M_{\odot} \text{ pc}^{-3} \text{ (perhaps more)} \\ = 1.4 \times 10^{-24} \text{ g cm}^{-3}$$

Gas (§ 126)

$$= 0.018 M_{\odot} \text{ pc}^{-3} = 1.2 \times 10^{-24} \text{ g cm}^{-3} \\ = 0.6 \text{ atoms cm}^{-3}$$

Dust, grains (§ 124)

$$= 0.0013 M_{\odot} \text{ pc}^{-3} = 0.09 \times 10^{-24} \text{ g cm}^{-3}$$

Total known

$$= 0.083 M_{\odot} \text{ pc}^{-3} = 5.6 \times 10^{-24} \text{ g cm}^{-3}$$

Unknown objects; possibly dark stars

$$\simeq 0.05 M_{\odot} \text{ pc}^{-3} \simeq 3 \times 10^{-24} \text{ g cm}^{-3}$$

Densities due to star types [1, 9]

Stars	Density	Stars	Density	Stars	Density
	$10^{-3} M_{\odot} \text{ pc}^{-3}$		$10^{-3} M_{\odot} \text{ pc}^{-3}$		$10^{-3} M_{\odot} \text{ pc}^{-3}$
O, B	0.9	G v	4	G III	0.8
A	1	K v	9	K III	0.1
F	3	M v	25	M III	0.01

Luminosity function and stellar classification

The table gives the luminosity function $\phi(M)$ within each stellar class [1].

For convenience the upper part of the tabulation is logarithmic and the lower part linear.

M_v	O	B	A	F	G	K	M
	$10 + \log \phi(M) \text{ in } \text{pc}^{-3}$						
-7	0.3	0.7	0.5	0.5	0.5		
-6	0.7	1.4	1	1	1	0.6	0.6
-5	1.0	2.4	2	1.8	1.9	1.6	2.0
-4	1.5	3.2	2	2.2	2.4	2.1	2.1
-3	2	3.7	2.7	2.9	2.9	3.0	2.8
-2	2	4.4	2.9	3.3	3.5	3.8	3.6
-1	2	5.1	4.0	4.2	4.0	4.4	4.5
0	1	5.3	5.3	4.3	4.9	5.4	5.0
	$10^{-4} \text{ stars } \text{pc}^{-3}$						
0	0	0.2	0.2	0.02	0.08	0.25	0.1
1	0	0.3	1.0	0.3	0.3	1.2	0.1
2	0	0.2	2	1.6	0.5	1.1	0
3	0	0.1	0.8	7	1.5	1.0	0
4	0	0	0.3	12	7	1.0	0
5	0	0	0	6	20	3	0
6	0	0	0	2	15	15	0.1
7	0	0	0	1	8	30	1
8	0	0	0	0.1	4	25	10
9	0	0	0	0	2	15	30
10	0	0.1	0	0	0	4	80
11	0	1	0.3	0.1	0	2	90
12	0	2	4	1	0	1	100
13	0	4	6	3	1	4	100
14	0	8	10	10	6	8	100
15	0	15	20	10	15	12	80
16	0	30	50	30	30		60

Luminosity, function, emission and star density

Solar neighbourhood and Population P

Luminosity function = $\phi(M)$ = number of stars per unit volume within the magnitude range $M + \frac{1}{2} \leftrightarrow M - \frac{1}{2}$. The table gives also E , the stellar emission of light or radiation in number of zero absolute magnitude stars per unit volume; and \mathcal{M}_d the total star mass per unit volume in each magnitude range. The visual magnitude ranges have been used for the column $E(\text{bol})$ which expresses the number of $M_{\text{bol}} = 0$ stars per unit volume. $\phi(M)$, E , and \mathcal{M}_d all become doubtful beyond $M = 17$.

M	$10 + \log \phi(M)$		$\phi(M)$		E			\mathcal{M}_d
	pg	V	pg	V	pg	V	bol	V
	in pc^{-3}		10^{-4}pc^{-3}		$10^{-6} (M=0) \text{pc}^{-3}$			$10^{-4} \mathcal{M}_{\odot} \text{pc}^{-3}$
< -6					3	1	20	
-6	2.4	2.1	0.0002	0.0001	6	3	30	0.005
-5	3.1	2.8	0.0012	0.0006	13	6	80	0.02
-4	3.63	3.46	0.0043	0.0029	17	11	110	0.06
-3	4.21	4.10	0.016	0.013	26	20	130	0.17
-2	4.77	4.72	0.06	0.05	37	33	150	0.5
-1	5.31	5.40	0.20	0.25	51	63	180	1.6
0	5.87	6.05	1	1	74	112	230	4
1	6.36	6.54	2	3	91	138	210	10
2	6.70	6.80	5	6	79	100	110	12
3	6.98	7.06	10	12	60	72	75	18
4	7.19	7.28	15	19	39	48	50	23
5	7.34	7.53	22	34	22	34	32	37
6	7.47	7.63	30	42	12	17	18	38
7	7.53	7.55	34	35	5	6	10	26
8	7.61	7.62	41	42	3	3	6	26
9	7.70	7.73	59	54	1	1	3	29
10	7.81	7.89	65	78	1	1	2	34
11	7.90	7.99	80	98			1	35
12	7.97	8.03	93	107				34
13	8.01	8.07	102	117				28
14	8.06	8.11	115	129				23
15	8.10	8.10	126	125				20
16	8.08	8.08	120	120				15
17	8.03	8.03	107	107				9
18	7.95	7.92	89	83				6
19	7.8	7.7	63	50				4
20	7.6	7.5	40	30				2
21	7.3	7.1	20	13				1
22	6.9	6.7	8	5				1
Total			1247	1310	540	669	1447	437

Number density in spectral classes [1, 8]

The supergiants and subgiants are included with giants; all early stars and sub-dwarfs are included with the main sequence. All faint stars are cut off at $M_V = 14.5$.

10 + log (stars pc⁻³)

<i>Sp</i>	O	B	A	F	G	K	M	Total
Giants, etc.				5.7	6.2	6.6	5.5	6.8
Main sequence	2.4	6.0	6.7	7.4	7.8	8.0	8.7	8.8
White dwarfs		7.1	7.3	7.1	6.8	7		7.7

Luminosity function in clusters and galaxies

The absolute values are adjusted to fit the solar neighbourhood at $M_V = +5$. Open cluster data are from $\psi(M_V)$ [10] the initial luminosity function of Pop. I. The elliptical galaxy values are theoretical [12].

M_V	Open clusters Pop I [10]	Globular clusters Pop II [10, 11]	M_V	Open clusters Pop I [10]	Globular clusters Pop II [10, 11]	Elliptical galaxies Pop II [12]
	10 + log $\phi(M)$ in pc ⁻³			10 + log $\phi(M)$ in pc ⁻³		
-5	5.7		5	7.5	7.5	7.5
-4	6.1		6	7.6	7.5	7.7
-3	6.3	4.0	7	7.6		8.2
-2	6.6	5.4	8	7.6	perhaps	8.7
-1	6.8	5.7	9	7.7	similar	9.3
					to	
0	7.0	6.2	10	7.9	Pop I	9.8
1	7.1	6.0	11	8.1		10.0
2	7.2	6.3	12	8.1		10.2
3	7.3	6.8	13	8.2		10.3
4	7.4	7.3				

Emission of stellar radiation

$$\begin{aligned}
 &= 1.5 \times 10^{-3} (M_{\text{bol}} = 0) \text{ stars pc}^{-3} \\
 &= 4.3 \times 10^{25} \text{ watt pc}^{-3} \\
 &= 1.5 \times 10^{-23} \text{ erg s}^{-1} \text{ cm}^{-3}
 \end{aligned}$$

Emission of stellar luminous radiation

$$\begin{aligned}
 &= 6.7 \times 10^{-4} (M_V = 0) \text{ stars pc}^{-3} \\
 &= 5.6 \times 10^{-30} \text{ candela cm}^{-3}
 \end{aligned}$$

[1] *A.Q.* 1, § 115; 2, § 117.

[2] R. Woolley and J. M. Stewart, *M.N.*, **136**, 329, 1967.

[3] C. T. Lacarrieu, *Astron. Ap.*, **14**, 95, 1971.

[4] W. J. Luyten, *M.N.*, **139**, 221, 1968.

[5] V. Weidemann, *Z. Ap.*, **67**, 286, 1967.

[6] J. Gürtler and R. Schielicke, *A.N.*, **290**, 113, 1968.

[7] S. W. McCluskey, *Vistas in Astron.*, **7**, 141, 1966.

[8] W. Gliese, *Z. Ap.*, **39**, 1, 1956.

[9] J. H. Oort, *Stellar Populations*, ed. O'Connell, p. 145, Vatican, 1958.

[10] A. Sandage, *Ap. J.*, **125**, 422, 1957.

[11] F. D. A. Hartwick, *Ap. J.*, **161**, 845, 1970.

[12] M. S. Roberts, *A.J.*, **61**, 195, 1956.

[13] C. A. Murray and N. Sanduleak, *M.N.*, **157**, 273, 1972.

§ 119. Star Densities and the Galactic Plane

Distribution of density $\rho(z)$ of stellar + other material as a function of distance z from the galactic plane [1, 2, 5].

$$K(z) = \text{acceleration in the } z \text{ direction}$$

$$\rho(0) = 0.13 M_{\odot} \text{ pc}^{-3} = 8.8 \times 10^{-24} \text{ g cm}^{-3}$$

z	in pc	0	50	100	200	400	600	1000	2000	5000	10000
$\rho(z)/\rho(0)$		1.00	0.91	0.82	0.57	0.25	0.12	0.044	0.011		
$K(z)$	in $10^{-9} \text{ cm s}^{-2}$	0.0	1.3	2.4	4.0	6.0	6.9	7.8	8.4	7.5	5
Halo:	$\rho(z)/\rho(0)$	0.05			0.04	0.03	0.025	0.015	0.008	0.001	0.0001

Total equivalent thickness of Milky Way (based on densities in the galactic plane)
 = 660 pc = 2.0×10^{21} cm

Total density per unit area of galactic plane near Sun
 = 0.019 g cm^{-2}

Change of luminosity function with z

The tables give the logarithmic ratio of the luminosity function $\phi(z)$ to its value near the galactic plane $\phi(0)$ (§ 118) as a function of absolute magnitude M_V and spectral class Sp .

The tables also contain β in the approximation $\phi(z) = \phi(0) \exp(z/\beta)$, and v_z the r.m.s. velocity in the z direction.

$$\log \phi(z) - \log \phi(0) [1]$$

M_V	z in pc						β
	0	100	200	500	1000	1500	
				dex			pc
-4	0.0	-1.1	-1.9	-3			50
-2	0.0	-0.8	-1.2	-2.0	-2.9		80
0	0.0	-0.5	-0.8	-1.4	-2.2	-2.7	120
2	0.0	-0.27	-0.53	-1.1	-1.8	-2.3	160
4	0.0	-0.13	-0.30	-0.8	-1.4	-1.9	270
6	0.0	-0.07	-0.14	-0.5	-1.0	-1.4	450
8	0.0	-0.03	-0.09	-0.3	-0.6	-1.0	800?
10	0.0	-0.01	-0.04	-0.11	-0.3		2000?
12	0.0	0.00	-0.02	-0.04	-0.17		4000?

$\log \phi(z)$ for halo stars $-\log \phi(0)$ [5]

M_V	z in kpc					β
	0	2	5	10	15	
7	-0.8	-1.6	dex -2.4	-3.3	-3.9	pc 1500

$\log \phi(z) - \log \phi(0)$ [1, 3]

S_p	z in pc						β	v_z
	0	100	200	500	1000	1500		
			dex				pc	km/s
O	0.0	-1.0	-1.5				50	5
B	0.0	-0.8	-1.4	-2.2			60	5
A	0.0	-0.27	-0.73	-1.6	-2.5		115	8
F	0.0	-0.10	-0.37	-1.3	-2.3		190	11
dG	0.0	-0.05	-0.17	-0.7	-1.9		340	15
dK	0.0	-0.01	-0.14	-0.8	-2.0		350	15
dM	0.0						350	15
gG	0.0	-0.07	-0.17	-0.55	-1.1	-1.5	400	
gK	0.0	-0.15	-0.28	-0.8	-1.4	-1.8	270	15

Contributions to $\rho(0)$ and values of β and v_z [1, 8]

Object	$\log \rho(0)$	β	v_z
	in $\mathcal{M}_\odot \text{pc}^{-3}$	pc	km/s
White dwarfs [8, 9]	-1.7	500	20
Subdwarfs	-2.8	2000	60
Subgiants			25
Supergiants			13
Cepheid variables	-6	45	5
RR Lyr var. P < 0.5 d	-8.5	900	35
P > 0.5 d	-8.2	2000	60
W Vir variables		2000	
U Gem stars		2000	
L.P.V's M0e \leftrightarrow M4e	-6.5	1000	36
M5e \leftrightarrow M8e	-6.1	700	30
Planetary nebulae	-8.3	260	20
Novae		300	20
Recurrent novae		500	
Globular clusters	-6.0	3000	70
Open clusters	-4.4	80	6
Interstellar gas	-1.7	125	8
All matter	-0.9		

- [1] *A.Q.* **1**, § 116; **2**, § 118.
 [2] E. R. Hill, J. H. Oort, *B.A.N.*, **15**, 1, 45, 1960.
 [3] A. R. Uggren, *A.J.*, **68**, 475, 1963.
 [4] B. J. Bok and J. Basinski, *Mem. Stromlo*, **4**, 16, 1964.
 [5] W. Becker, *Z. Ap.*, **62**, 54, 1968; *Astron. Ap.*, **9**, 204, 1970.
 [6] S. W. McCuskey, *Vistas in Astron.*, **7**, 141, 1966.
 [7] K. H. Schmidt, *A.N.*, **293**, 11, 1971.
 [8] J. H. Oort, *Stellar Populations*, ed. O'Connell, p. 415, Vatican, 1958.
 [9] R. Cowsik and P. E. Price, *Phys. Today*, **24**, 30, 38, 1971.

§ 120. Motion of Sun and Neighbouring Stars

Solar motion with respect to nearer stars (as included in P.M. and rad. vel. catalogues) [1, 3].

Solar velocity	$S = 19.7 \text{ km/s}$	
	$= 2.02 \times 10^{-5} \text{ pc/y}$	
	$= 4.15 \text{ AU/y}$	
Solar apex	$A = 271^\circ$	$D = +30^\circ$ (1900)
	$L^{\text{II}} = 57^\circ$	$B^{\text{II}} = +22^\circ$

where A , D , L^{II} , B^{II} are the coordinates α , δ , l^{II} , b^{II} of the solar apex towards which the Sun is moving. The solar motion varies for different selections of comparison stars.

Components of solar motion (with respect to catalogue stars) [1, 3]

Towards galactic centre, $l^{\text{II}} = 0^\circ$, $b^{\text{II}} = 0^\circ$;	$X = +10.2 \text{ km/s}$
In galactic plane towards $l^{\text{II}} = 90^\circ$, $b^{\text{II}} = 0^\circ$;	$Y = +15.1 \text{ km/s}$
Towards galactic pole, $b^{\text{II}} = +90^\circ$	$Z = +7.4 \text{ km/s}$

Components of basic solar motion (with respect to near stars with circular galactic velocities) [2, 3, 8, 10]

$X = +9 \text{ km/s}$
$Y = +12 \text{ km/s}$
$Z = +7 \text{ km/s}$

Solar motion with respect to RR Lyr stars (representing high velocity stars) [1, 5, 6]

$S = 140 \text{ km/s}$
$L^{\text{II}} = 88^\circ$ $B^{\text{II}} = +12^\circ$

Solar motion and stellar class [1, 2, 3, 4, 5]

<i>Sp</i>	<i>S</i>	<i>A</i>	<i>D</i>	<i>L</i> ^{II}	<i>B</i> ^{II}	<i>K</i>
	km/s	°	°	°	°	km/s
B0	22	274	+28	56	+19	+5.1
A0	16	267	+23	48	+22	+1.4
F0	16	267	+22	48	+21	+0.3
G0	20	272	+28	55	+18	0.0
K0	22	275	+32	61	+18	0.0
M0	25	278	+38	66	+19	0.0

The *K* term is an apparent velocity of recession (red shift) in all directions. It is significant in early stars. Values quoted are for brighter stars; for faint stars the *K* term is much less and close to the gravitational shift

$$= 0.634(M/M_{\odot})/(R/R_{\odot}) \text{ km/s}$$

Motion of solar neighbouring stars with respect to the galactic centre [1], § 134.

Velocity = 250 km/s
 Direction *l*^{II} = 90°, *b*^{II} = 0°

Motion of solar neighbouring stars with respect to the system of globular clusters, subdwarfs, and high velocity stars [1].

Velocity = 180 km/s
 Direction *l*^{II} = 94°, *b*^{II} = +3°

Star drift (apparent) velocities and directions [1, 7]

Drift	Proportion of stars	Velocity	Apex of drifts			
			<i>α</i>	<i>δ</i>	<i>l</i> ^{II}	<i>b</i> ^{II}
	%	km/s	°	°	°	°
Drift 1	55	31	91	-10	217	-14
Drift 2	45	16	290	-74	321	-28

Velocity ellipsoid for near stars: $\sigma_1, \sigma_2, \sigma_3$ = dispersion in velocity [1]. The dynamic axis is about 13° from the galactic centre but this discrepancy is reduced when fainter and more distant stars are analysed.

Major axis: $\sigma_1 = 38 \text{ km/s}, l_1^{\text{II}} = 13^\circ, b_1^{\text{II}} = 0^\circ$
 Second axis: $\sigma_2 = 24 \text{ "}, l_2^{\text{II}} = 103^\circ, b_2^{\text{II}} = 0^\circ$
 Third axis: $\sigma_3 = 18 \text{ "}, b_3^{\text{II}} = 90^\circ$

Velocity ellipsoid and stellar class [1, 2, 3, 5]

The table gives also the mean mass and an indication of the kinetic energy.

<i>Sp</i>	μ	σ_1	σ_2	σ_3	\bar{M}	$\sigma_3^2 \bar{M}$
	°	km/s	km/s	km/s	M_\odot	M_\odot (km/s) ²
B0	350	11	9	5	17	420
A0	22	16	9	7	3.2	160
F0	16	23	13	12	1.7	230
dG0	10	30	18	19	1.1	400
dK0	10	36	22	17	0.8	230
dM0	10	40	24	19	0.5	180
gG0	10	25	16	14	3	600
gK0	10	29	18	16	4	1000
gM0	10	31	20	18	6	2000
Supergiants		12	10	8		

- [1] *A.Q.* **1**, § 117; **2**, § 119.
 [2] J. Delhaye, *Galactic Structure*, ed. Blaauw and Schmidt, p. 61, Chicago, 1965.
 [3] D. Mihalas, *Galactic Astronomy*, p. 99, Freeman, 1968.
 [4] E. D. Pavlovskaya, *Sov. A.*, **7**, 849, 1964.
 [5] H. Strassl, *Landolt-Börnstein Tables*, Group VI, **1**, p. 628, Springer, 1965.
 [6] N. W. McLeod, *Ap. J.*, **103**, 134, 1946.
 [7] S. R. Tannahill; D. G. Ewart, *M.N.*, **114**, 460, 467, 1954.
 [8] R. Woolley *et al.*, *Royal Obs. Bull.*, No. 166, Herstmonceux, 1971.
 [9] D. Crampton and J. D. Fernie, *A.J.*, **74**, 53, 1969.
 [10] R. P. Craft and M. Schmidt, *Ap. J.*, **137**, 249, 1963.

CHAPTER 13

NEBULAE, SOURCES AND INTERSTELLAR SPACE

§ 121. Planetary Nebulae

Planetary nebulae may be recognized by their complicated disk-like structure [2].
About 700 are known [3].

Effective wavelength for photographic nebular magnitudes

$$\lambda(\text{pg, neb}) = 4800 \text{ \AA}$$

Median galactic latitude = 8°

Absolute magnitude of planetary nebulae [4]

$$M_n \simeq -1.5 + 0.8\delta$$

where $\delta = m_* - m_n$ = magnitude difference between nebula and exciting star (usually positive).

Temperature of exciting star T_* in relation to δ [5, 6]

T_* in °K	30000	40000	50000	60000	80000	100 000
δ in m_{pg}	0.4	1.6	2.6	3.5	5.0	6.3

In the spectrum table both planetary and a diffuse nebula are tabulated for easy comparison. Only stronger lines are tabulated and the intensities are relative to $\text{H}\beta$ (= 100). Large differences in planetary nebular line intensities are found, mostly concerned with T_* .

t = line whose intensity increases with T_*

~ = line whose intensity is erratic

[] = forbidden line

The diffuse nebular data are from the Orion Nebula

Energy received outside Earth atmosphere from the spectrum lines of an $m_{\text{pg}} = 10$ planetary nebula

$$= 6 \times 10^{-13} \times (\text{intensity}) \text{ erg cm}^{-2} \text{ s}^{-1}$$

where 'intensity' is from the table with $\text{H}\beta = 100$ [1, 15].

Spectrum of planetary and diffuse nebulae

λ	Elements and line components [1, 7, 8]	Intensity	
		Planetary [1, 7, 8]	Orion [9, 10]
\AA		$H\beta = 100$	
3133	O III	25 t	
3203	He II	10 t	
3343	O III, [Ne v] 3340-46	20 t	
3435	[Ne v] 3425; O III 3444	30 t	
3727	[O II] 3726.1, 3728.6	30 ~	100
3798	H I	4	9
3835	H I	6	13
3869	[Ne III]	50 t	23
3889	H I 3889.1; He I 3888.6	15	21
3968	[Ne III] 3967.4; H I 3970.1	25 t	20
4026	He I	2	3
4073	S II 4069, 4076	3	
4101	H I 4102; N III 4097, 4103	25	28
4340	H I	40	44
4363	[O III]	10 t	2
4471	He I	5	5
4542	He II	2 t	
4638	N III 4634, 4641	5	
4686	He II	40 t	
4725	[Ar IV] 4712, 40; [Ne IV]	6 t	
4861	H I	100	100
4959	[O III]	300 t	112
5007	[O III]	800 t	340
5412	He II	6 t	
5755	[N II]	12 ~	15
5876	He I	25	28
6302	[O I] 6300; [S III] 6311	30 ~	22
6364	[O I]	10 ~	1
6548	[N II]	70 ~	15
6563	H I	400	300
6584	[N II]	150	50
6678	He I	12	18
6726	[S II] 6716, 6731	15	15
7065	He I	20	10
7136	[Ar III]	50 t	12
7325	[O II] 7319, 7330	50	12
9069	[S III]	180	50
9532	[S III]	550	100
10830	He I		40
10938	H I		11

Selected planetary nebulae

Nebula	1950				Dist. [1, 3 8, 11]	Diameter		m_n (pg) [1, 13]	m_* mag	A H β [1, 14, 16]
	α	δ				[1, 3, 8]	pc			
NGC 246	0 44	-12 09			390	230	0.4	8.7	11.4	0.0
IC 418	5 25	-12 44			1500	12	0.09	12	10.7	0.9
NGC 2392	7 26	+21 01			1000	40	0.18	8.5	10.5	0.9
NGC 3132 8-burst	10 05	-40 12			800	55	0.20	8.2		
NGC 3242	10 22	-18 23			800	28	0.10	9.1		0.7
NGC 3587 Owl	11 12	+55 17			600	180	0.5	11.7	14.3	0.4
NGC 3918	11 48	-56 54			1200	15	0.08	8.4	14	
NGC 6210	16 42	+23 54			1500	12	0.08	9.8	10	0.4
NGC 6543	17 59	+66 38			900	18	0.08	8.9	10.8	0.7
NGC 6572	18 10	+ 6 50			900	14	0.05	9.4	11	1.6
NGC 6720 Ring neb.	18 52	+32 58			700	75	0.20	9.4	14.6	1.0
NGC 6826	19 44	+50 24			800	26	0.10	9.3	10.6	0.6
NGC 6853 Dumbbell	19 57	+22 35			220	330	0.3	7.8	13.5	0.2
NGC 7009 Saturn	21 01	-11 34			700	24	0.08	8.5	11.7	0.4
NGC 7027	21 05	+42 02			1200	13	0.07	10.1	16	1.9
NGC 7293 Helix	22 26	-21 06			140	800	0.5	6.8	13.4	0.1
NGC 7662	23 23	+42 14			900	18	0.06	9.0	12.6	0.9

In the tables:

Diameters are approximately representative (§ 6)

Interstellar absorption A is in magnitudes at H β

T_* is stellar temperature averaged from several methods

T_n is nebular temperature

Nebular density may be obtained from electron density using $N_n \approx N_e$

Radio flux f is at 1 GHz and expressed in usual flux units $10^{-26} \text{ W m}^{-2} \text{ Hz}^{-1}$

Radio index near 1 GHz is expressed by

$$x = d(\log f)/d(\log \nu); \quad \nu = \text{frequency}$$

H β flux from nebula is in $10^{-12} \text{ erg cm}^{-2} \text{ s}^{-1}$ at Earth and increased for interstellar absorption

v_{exp} is velocity of expansion

con = continuous spectrum.

Physical conditions of planetary nebulae

NGC	H β flux [8, 14, 15]	Sp*	T*	T _n	log N _e	M _n	v _{exp}	f at 1 GHz	x [20]
	10 ⁻¹² erg cm ⁻² s ⁻¹		10 ³ °K			M _⊙	km/s	10 ⁻²⁶ W m ⁻² Hz ⁻¹	
246		O7	40			0.12			
J 418	800	O7	36	12	4.1	0.04	0	0.66	+0.9
2392	100	O6	40	20	3.3	0.10	53		
3132	270			14	2	0.12			
3242	300	con	50	14	3.0	0.04	20	0.90	0.0
3587			50		2.3	0.10			
3918			80						
6210	140	O7	38	12	4.1	0.13	21		
6543	500	O7	41	10	4.0	0.12	12		
6572	800	WN6	50	11	4.0	0.10	4	0.24	+2.0
6720	320	con	90	10	3.0	0.17	19	0.44	+0.1
6826	240	O6	35	11	3.5	0.08			
6853			80	11	2.3	0.17	30	1.4	+0.2
7009	280	con	50	12	4.0	0.09	19	0.52	+0.8
7027			70	15	3.9	0.2	18	0.7	+2.0
7293			100	17	3.6	0.19			
7662	250	con	60	14	3.9	0.07	25	0.7	0.0

- [1] A.Q. 1, § 110; 2, § 121.
[2] H. D. Curtis, *Pub. Lick Obs.*, **13**, 57, 1918.
[3] L. Perek, *B.A. Czech*, **14**, 201, 1963.
[4] I. S. Shklovsky, *A. Zh.*, **33**, 222, 1956.
[5] H. Zanstra, *B.A.N.*, **15**, 237, 249, 1960.
[6] L. Berman, *Lick Obs. Bull.*, **13**, 57, 1937.
[7] L. H. Aller and J. B. Kaler, *Ap. J.*, **139**, 1074, 1964.
[8] L. H. Aller, *Landolt-Börnstein Tables*, Group VI, **1**, 566, 1965.
[9] H. M. Johnson, *Nebulae and Interstellar Matter*, p. 65, Chicago, 1968.
[10] L. A. Morgan, *M.N.*, **153**, 393, 1971.
[11] H. Smith, *A.J.*, **76**, 193, 1971.
[12] J. H. Cahn and J. B. Kaler, *Ap. J. Supp.*, **22**, 319, 1970.
[13] Kostjakova *et al.*, p. 317; Liller and Shao, p. 321, *Planetary Nebulae*, I.A.U. Symp., **34**, 1968.
[14] G. W. Collins, Daub and O'Dell, *Ap. J.*, **133**, 471, 1961.
[15] B. A. Vorontsov-Velyaminov *et al.*, *Sov. A.*, **8**, 196, 1964.
[16] V. P. Arhipova, *Planetary Neb.*, I.A.U. Symp., **34**, 159, 1968.
[17] K. H. Böhm, *Planetary Neb.*, I.A.U. Symp., **34**, 297, 1968.
[18] L. Kohoutek, *B.A. Czech.*, **11**, 64, 1960; **12**, 213, 1961.
[19] T. J. Bohuski *et al.*, *Ap. J.*, **162**, 27, 1970.
[20] Y. Terzian, *Planetary Neb.*, I.A.U. Symp., **34**, 87, 1968.
[21] M. and S. T. Peimbert, *Bol. Obs. Tonanzintla*, **6**, No. 36, 21, 29, 1971.
[22] L. Perek and L. Kohoutek, *Catalogue of Galactic Planetary Nebulae*, Academia, Prague, 1967.

§ 122. Bright Diffuse Nebulae

The bright diffuse nebulae comprise:

- E Line emission nebulae. They are usually excited by a star of spectral class earlier than B1. Very faint E nebulae may be called H α emission areas (H II regions).
- C Reflection nebulae. They are usually illuminated by a star later than B2, but those in high galactic latitudes may be illuminated by the galaxy [2].
- S Remnants of supernova outbursts. They may be very large and rather faint. They contain unusual star-like remnants.

Most nebulae are very irregular and some are fragmented. Many of the data quoted are inaccurate and indeed difficult to define. The table gives coordinates, magnitude m_V , absorption A_V , distance, diameter, mass, density $N_H \simeq N_e$. There are indications of the main exciting or illuminating stars involved. Values of H α surface brightness are given and also radio flux which is nearly constant from $\lambda = 10 \leftrightarrow 100$ cm. As far as possible the data represent the complex of nebulae given in the NGC column. Diameters are intended to be representative § 6. Masses are erratic. The table is on pp. 260–1.

Typical sizes of nebulae and features

Bright diffuse nebulae	5 pc
Bright rims	0.02 pc
Reflection filaments	0.005 pc
Filaments in Cygnus veil	0.001 pc

Relation between nebular limiting radius a and magnitude of illuminating star m_V , for either C or E nebulae [8, 10].

$$2 \log a = -0.4m_V + 4.4 \quad [a \text{ in ' arc}]$$

Mean galactic latitudes [1]

E nebulae	2°.0
C nebulae	9°

Electron temperature of E nebulae

$$\simeq 7000 \text{ }^\circ\text{K}$$

Colour index of C nebulae [1]

$$(B - V)_{\text{neb}} = (B - V)_* - 0.25 \simeq 0.3$$

Density of C nebulae [7] $\simeq 6 \times 10^{-23} \text{ g cm}^{-3}$

Particle density in C nebulae [7] $\simeq 2 \times 10^{-8} \text{ particles cm}^{-3}$

[1] *A.Q.* 1, § 118; 2, § 120.

[2] S. v.d. Bergh, *A.J.*, 71, 990, 1966.

[3] D. J. Faulkner, *P.A.S.P.*, 75, 269, 1963.

[4] G. B. Sholomitskii, *Sov. A.*, 7, 172, 1963.

[5] S. Cederblad, *Medd. Lunds A. Obs.* II, No. 119, 1946.

[6] H. C. van de Hulst, *Rev. Mod. Phys.*, 30, 913, 1958.

[7] C. Schalén, *Centennial Symposia, Harv. Mon.*, 7, 11, 1948.

[8] E. Hubble, *Ap. J.*, 56, 162, 1922.

[9] S. R. Pottasch, *Vistas in Astronomy*, 6, 149, 1965.

[10] H. M. Johnson, *Nebulae and Interstellar Matter*, ed. Middlehurst and Aller, p. 65, Chicago, 1968.

[11] B. J. Bok, *Sky and Tel.*, 42, 64, 1971.

Diffuse

Nebula	NGC or IC	Type	Coordinates				m_v mag	A_v mag
			α	δ	l^{II}	b^{II}		
			h m	°	°	°		
Near γ Cas	281	E	00 50	+56	123	-6		
	I 59	E	00 53	+60	124	-2		
	I 1848	E	02 47	+60	137	+1		
Pleiades neb. M45	1432-5	C	03 44	+24	166	-23		
Crab neb. M1	1952	S	05 31	+22	184	-6	8.6	1.5
Orion neb. M42	1976-7	E	05 33	-05	209	-20	4	0.1
Near ζ Ori, Horsehead	I 434	CE	05 38	-02	207	-17		
	M78	C	05 44	-00	205	-14	8.3	0.1
30 Dor, LMC, Tarantula	2070	ES	05 40	-69	280	-32		
	2174-5	E	06 06	+20	190	0		1.6
Rosette [13]	2237-38-44-46	E	06 29	+04	206	-2		2
Hubble var. neb.	2261	CE	06 36	+08	204	+1		
Gum neb. [11, 12]		S	08 00	-07	258	-7		
Near η Car	3372	E	10 43	-59	287	-1		1.0
Trifid neb. M20	6514	E	17 59	-23	7	0	8.5	1.0
Lagoon neb. M8	6523	E	18 01	-24	6	-1	5.8	1.1
Ser M16	6611	E	18 16	-14	17	+1	6.4	2.4
Omega, Swan M17	6618	E	18 18	-16	15	-1	7	3
Cyg loop, veil	6960-92-95	ES	20 49	+31	74	-8		
Pelican neb.	I 5067-68-70	CE	20 48	+43	84	0		2.5
N. America neb.	7000	CE	20 57	+44	86	-1		1.1
Cep	7023	C	21 03	+68	104	+14		
Cocoon neb.	I 5146	C	21 51	+47	94	-5		1.4

[12] S. P. Maran *et al.* (ed.), *The Gum Nebula*, Goddard S.F. Centre, Greenbelt, X-683-71-375, 1971.

[13] R. J. Dufour and P. Lee, *Ap. J.*, **160**, 357, 1970.

[14] R. Racine, *Obs. Handb.* 1972, *R.A.S. Canada*, p. 94.

[15] S. A. Ilovaisky and J. Lequeux, *Astron. Ap.*, **18**, 169, 1972.

§ 123. Dark

Typical dimensions of dark nebulae (various types) [2, 4]

		Globule I	Globule II	Coal sack	Large cloud
Diameter	in pc	0.06	0.5	8	40
Total absorption	A_{pg}	5 mag	1.5 mag	1.5 mag	1.4 mag
A_{pg}	per kpc	8000	3000	200	35
Particle density	in $g\ cm^{-3}$	$> 10^{-21}$	5×10^{-23}	2×10^{-24}	5×10^{-25}
Mass of absorbing material		$> 0.002 M_{\odot}$	$0.05 M_{\odot}$	$15 M_{\odot}$	$300 M_{\odot}$

nebulae

Dist. [1, 10, 15]	Diam. [1, 9]		Mass [1, 9]	Density N_H, N_e [9, 10]	$H\alpha$ Brightness [9]	20 cm radio flux [9]	Stars involved	
	pc	'					pc	M_\odot
1700	12	6	1800	30	1.2	2	O6	8.3
160	10	0.5	0.1	50			B0e	2.3
1500	50	22	2000	25	0.6	7	O7	7.1
126	40	1.5					B7	3, 4
2200	5	3		1000				16
460	35	5	300	600	13	44	O8e	5.4
350	30	3	0.6	25			B1	2.0
500	4	0.6					B7	10.3
60000	10	170	10^6					
1600	15	7	1000	20	1.2	3	O6e	7.4
1100	60	15	9000	30	1.8	30	O6	7.3
1500	0.5	0.3					Bp	12
400	1200	140	10^5				O7	1.8
1300	70	26	1000	200			pec	7
1000	15	4	150	100	6	3	O7	6.9
1200	25	9	1000	80	7	38	O5e	6.4
1700	12	6	500	90	3.8	14	O5e	8.3
1600	20	9	1500	120			A0	8.9
500	150	22					B1	6.4
600	60	10	150	30			A2e	1.3
700	100	20	8000	15	0.8	51	A2e	1.3
290	8	1					B5e	7.2
1600	4	2	7	70			B1	10.0

Nebulae

Some large cloud complexes [1, 3, 6]

Region	l^{II}	Size		Distance	A_V	Mass of absorbing material
		$\Delta l \times \Delta b$				
Oph, Sco, Sgr	0	°	°	pc	mag	M_\odot
Scu, Ser	26	25 × 12		120	0.7	100
Cyg	87	15 × 12			2	
Tau, Ori, Aur (scattered)	180	12 × 10		600	1	700
Vela	270	50 × 20		150	1	80
Nor, Ara	337	8 × 15		600	1.6	500
		15 × 20			1	

Selected dark clouds [1, 3, 6]

Nebula	Coordinates		Size	Distance	A_v
	l^{II}	b^{II}			
	°	°	°	pc	mag
θ Ophiuchi	1	+ 6	2	250	2
North America	84	- 1	2	200 and 600	2
Cygnus	92	+ 3	3	250 and 600	1 + 1
S Monocerotis	201	+ 3	2	600	1.5
Orion	204	- 13	3		
Orion	206	- 18	3	300	1
Coal sack	304	0	4	170	1.8
ρ Ophiuchi	353	+ 17	2	200	4

Area and distribution of dark clouds with b^{II}

The data [3] cover a 260° range in l^{II} , $350^\circ \leftrightarrow 250^\circ$.

Opacity of each cloud is graded 1 \leftrightarrow 6.

Mean opacity = total cloud \times opacity/survey area.

Galactic absorption $\simeq 0.4$ sec b^{II} is shown for comparison.

b^{II}	0	± 2	± 5	± 10	± 15	± 20	± 30	± 40	± 90
Total cloud in($^\circ$) ²	387	551	263	78	66	17	7	0	
Total cloud \times opacity	1015	1240	510	194	205	56	17	0	
Survey sky area in($^\circ$) ²	1040	1560	2600	2500	2500	4700	4300	10800	
% cloud area	37	35	10	3	3	0.4	0.2	0.0	
Mean opacity	0.97	0.80	0.20	0.08	0.08	0.01	0.004	0.0	
Galactic absorption	20	8	3	2	1.4	1.0	0.7	0.4	

[1] *A.Q.* 1, § 119; 2, § 122.

[2] B. J. Bok, *Centennial Symposia, Harv. Mon.*, 7, p. 53, 1948.

[3] B. T. Lynds, *Ap. J. Supp.*, 7, 1, 1962.

[4] B. T. Lynds, *Nebulae and Interstellar Matter*, ed. Middlehurst and Aller, p. 119, Chicago, 1968.

[5] E. Schoenberg, *Ver. Sternw. München*, 5, No. 21, 1964.

[6] W. Becker, *Sterne und Sternsysteme*, p. 194, Steinkopff, 1950.

§ 124. Interstellar Clouds

The clouds are very irregular and information on their size, number, density etc. can only be approximate. Gas and dust (grains, smoke) are often mixed in clouds and it is not necessary to quote separate dimensions for gas and dust clouds.

Diameter of clouds [1, 2, 4] = 8 pc

Number density of clouds = 8×10^{-5} pc⁻³

Proportion of space near galactic plane occupied by clouds

= 4%

Thus the irregularity factor x (of § 84)

$$\simeq 25$$

Proportion of space near galactic plane where radiation from hot stars is capable of ionizing hydrogen

$$= 7\%$$

Proportion of space near galactic plane occupied by ionized clouds (H II regions)

$$= 0.3\%$$

Distance between clouds

$$= 25 \text{ pc}$$

Number of clouds penetrated along path in galactic plane

$$= 5 \text{ per kpc}$$

Mean visual absorption per cloud

$$= 0.3 \text{ mag}$$

Cloud density

$$= 1.6 \times 10^{-23} \text{ g cm}^{-3} = 0.24 \mathcal{M}_{\odot} \text{ pc}^{-3}$$

$$= 8 \text{ atoms cm}^{-3} \text{ if gaseous}$$

Molecular density [3] up to 1 H₂ molecule cm⁻³

Cloud mass

$$\simeq 120 \mathcal{M}_{\odot}$$

Space density associated with clouds

$$= 1.1 \times 10^{-2} \mathcal{M}_{\odot} \text{ pc}^{-3}$$

and probably 90% of total interstellar density [4].

Root-mean-square random velocity of clouds in line-of-sight

$$= 9 \text{ km/s}$$

Density \leftrightarrow size relation for gas clouds (H II regions) [5] (N = atom density).

Cloud diameter	in pc	0.1	1	10	100
log N	in cm ⁻³	3.4	2.1	0.9	0.2

[1] *A.Q.* **1**, § 120; **2**, § 123.

[2] V. C. Reddish and C. Sloan, *Observatory*, **91**, 70, 1971.

[3] D. A. Mendis, *Ap. Letters*, **1**, 129, 1968.

[4] H. Scheffler, *Z. Ap.*, **65**, 60, 1967.

[5] K. Kodaira, *P.A.S. Jap.*, **22**, 157, 1970.

§ 125. Absorption and Interstellar Grains

Absorption of star light near galactic plane

By interstellar absorbing clouds [§ 124] $A_V = 1.6 \text{ mag/kpc}$

By grains between clouds [1, 2] $A_V = 0.3 \text{ mag/kpc}$

Total [1, 3] $A_V = 1.9 \text{ mag/kpc}$

Apparent absorption obtained from stars selected by their visibility
= 0.8 mag/kpc

Scale height of absorption above galactic plane [1, 3] [§ 134]

$$\beta = 140 \text{ pc}$$

Variation of absorption with wavelength [1, 4, 5, 6, 7, 8, 9, 10]

Band	$1/\lambda$	λ	A_λ	$1/\lambda$	λ	A_λ
	μ^{-1}	μ	mag	μ^{-1}	μ	mag
<i>o</i>	0.0	∞	0.00 ? -ve	3.0	0.333	1.69
	0.5	2.0	0.11	3.5	0.285	1.97
	1.0	1.0	0.38	4.0	0.250	2.30
<i>I</i>	1.11	0.90	0.46	4.5	0.222	2.9
	1.5	0.67	0.74	5.0	0.200	2.8
<i>V</i>	1.81	0.553	1.00	6	0.167	2.7
	2.0	0.50	1.13	7	0.143	3.0
<i>B</i>	2.28	0.44	1.32	8	0.125	3.3
	2.5	0.40	1.45	9	0.111	3.7
<i>U</i>	2.74	0.365	1.58	10	0.100	4.2

In the wavelength absorption table the values at the main photometric bands *U*, *B*, *V*, *I* are shown. The absorption A_λ is normalized to $A_V = 1.0$ and $A_0 = 0.0$. However there are indications [5] that there is an extra absorption in some cases affecting all wavelengths and only detectable from $\lambda > 1 \mu$ results. To fit such data to the table A_0 would be negative and the normalization loses its meaning. In extreme cases [5] $A_0 = -1$.

Absorption A_V , A_B and colour excess $E = E_{B-V} = A_B - A_V$

$$A_V = RE = 3.3E_{B-V} \quad [1, 5, 11]$$

The standard value of R is 3.0; the higher value quoted makes some allowance for undetected general absorption.

Reddening ratio [1, 3, 12, 19]

$$E_{U-B}/E_{B-V} = 0.75 + 0.05E_{B-V} \simeq 0.80$$

Polarization (Hiltner-Hall effect) [1]

P = degree of polarization, p = polarization in magnitudes

$$P = 0.46p$$

Maximum polarization in relation to absorption [1, 13, 14]

$$2.2P = p = 0.063A_V = 0.19E_{B-V}$$

$$A_V = 2.1E_{B-V} + 7p$$

Absorption and scattering by grains (smoke, dust) in interstellar space.

Diameter of grains effective in absorbing stellar light [1, 5]

$$= 0.3 \mu$$

There may be further absorption by 3μ grains [5].

Mass of grains $= 2 \times 10^{-13} \text{ g}$

Density of grain $\simeq 1 \text{ g cm}^{-3}$

Refractive index [1, 15, 16, 17, 18]

$$= 1.3 - 0.02i$$

Albedo [16, 17] $= 0.5$

Asymmetry of scatter ($g = 0$, isotropic, $g = 1$ complete forward) [17]

$$g = 0.7$$

Cross section of a grain for absorption + scatter

$$= 1 \times 10^{-9} \text{ cm}^2$$

Grain number density

$$= 0.5 \times 10^{-12} \text{ cm}^{-3}$$

Space density of absorbing material

$$= 10 \times 10^{-26} \text{ g cm}^{-3}$$

$$= 0.0015 \mathcal{M}_{\odot} / \text{pc}^3$$

Fraction of interstellar matter that is in the form of grains

$$\approx 10\%$$

Temperature of grains [1, 15]

$$\approx 12 \text{ }^{\circ}\text{K}$$

- [1] *A.Q.* **1**, § 121; **2**, § 124.
- [2] D. M. Gottlieb and W. L. Upson, *Ap. J.*, **157**, 611, 1969.
- [3] A. S. Sharov, *Sov. A.*, **7**, 689, 1964.
- [4] T. P. Stecher, *Ap. J.*, **142**, 1683, 1965; **157**, L125, 1969.
- [5] H. L. Johnson, *Ap. J.*, **141**, 923, 1965; *Vistas in Astron.*, **8**, 133, 1966.
- [6] A. Boggess and J. Borgman, *Ap. J.*, **140**, 1636, 1964.
- [7] C. Schalén, *P.A.S.P.*, **77**, 414, 1965.
- [8] W. R. M. Graham and W. W. Duley, *J.R.A.S. Canada*, **65**, 63, 1971.
- [9] R. C. Bless *et al.*, *Ap. J.*, **153**, 561, 1968.
- [10] K. Nandy *et al.*, *Ap. Space Sci.*, **12**, 151, 1971.
- [11] P. G. Martin, *M.N.*, **153**, 251, 1971.
- [12] A. Underhill, *Early Type Stars*, p. 58, 79, Reidel, 1966.
- [13] W. A. Hiltner, *Ap. J. Supp.*, **2**, 389, 1956.
- [14] R. Wilson, *M.N.*, **120**, 51, 1960.
- [15] J. M. Greenberg, *Astron. Ap.*, **12**, 240, 250, 1971.
- [16] H. C. van de Hulst and T. de Jong, *Physica*, **41**, 151, 1969.
- [17] K. Mattila, *Astron. Ap.*, **15**, 292, 1971.
- [18] J. M. Greenberg, *Nebulae and Interstellar Matter*, ed. Middlehurst and Aller, p. 221, Chicago, 1968.
- [19] U. W. Steinlin, *Z. Ap.*, **69**, 276, 1968.

§ 126. Interstellar Gas

Mean densities near galactic plane [1, 18] [§ 12]

Between clouds	$= 0.3 \times 10^{-24} \text{ g cm}^{-3}$	$= 0.1 \text{ H atom cm}^{-3}$
In clouds but smoothed	$= 0.9 \text{ ,, ,,}$	$= 0.5 \text{ ,, ,,}$
Total	$= 1.2 \text{ ,, ,,}$	$= 0.6 \text{ ,, ,,}$
	$= 0.018 \mathcal{M}_{\odot} / \text{pc}^3$	
\bar{N}_e (electrons) [13]	$= 0.04 \text{ el/cm}^3$	
\bar{N}_e^2 [16]	$= 0.12 \text{ (el/cm}^3)^2$	

Densities within clouds

H atoms	$= 8 \text{ atoms cm}^{-3}$
electrons (H I clouds)	$= 0.01 \text{ el cm}^{-3}$
H ₂ molecules [3, 15]	$= 1 \text{ molecule cm}^{-3}$
N _e ² (H II clouds)	$= 60 \text{ (el/cm}^3)^2$

Excitation, ionization, and kinetic temperature

	H I regions	H II regions
Excitation	Atoms and molecules in ground level	
H ionization	Mainly neutral	Mainly ionized
Metal ionization	Mainly ionized	Completely ionized
Kinetic temperature	40 ↔ 120 °K	8000 °K [1, 2]

Photoionization cross-section σ and interstellar gas absorption in XUV [11]

λ in Å	2	5	10	20	50	100
$\log \sigma$ in cm^2	-23.5	-22.7	-21.8	-21.1	-20.9	-19.5
mag/kpc for 1 atom cm^{-3}	0.01	0.07	0.5	2.5	24	100

Interstellar lines (optical wavelengths) [1, 9]

H I regions						H II regions	
Atomic abs. lines			Molecular abs. lines			Emission lines	
Atom	λ	W	Molecule	λ	W	Atom	λ
	Å	mÅ		Å	mÅ		Å
Na I [1]	3302.2		H ₂ [3]	1077		H I [1]	4340.5
	3303.0			1092			4861.5
	5890.0	240		1108			6562.8
	5895.9	190					
K I	7664.9		CH [1, 17]	3137.5	4	O II	3726.1
	7699.0			3143.2	7		3728.9
				3146.0	5		
Ca I	4226.7			3878.8	3	O III	4958.9
				3886.4	6		5006.8
Ca II	3933.7	34		3890.2	6	N II	6548.1
	3968.5	21		4300.3	20		6583.6
Ti II	3073.0		CN [1, 4]	3874.0	3		
	3229.0			3874.6	9		
	3242.0			3875.8	1		
	3383.8			3876.3			
Fe I	3720.0		CH ⁺ [1, 17]	3447	1		
	3859.9			3579.0	4		
				3745.3	7		
				3957.7	13		
				4232.4	27		
		C ¹³ H ⁺ [5]	4232.0				

The equivalent widths W refer to ζ Oph [17].

Intensity of interstellar absorption lines in relation to distance [1]

$$r = 3.1K$$

$$r = 2.0D$$

where r = distance in kpc

K = equivalent width in Å of the Ca II K-line

D = mean equivalent width in Å of the two Na D-lines.

Emission measure e.m. defining the extent of an H II region

$$\text{e.m.} = \int N_e^2 dl = \int N_H^2 dl$$

where l is the sight-line path within the H II region in pc

$$N_e = \text{electron density in cm}^{-3}$$

$$= N_H = \text{hydrogen density in atoms cm}^{-3}$$

H α emission from an H II region

$$= 3 \times 10^{-8} \text{ e.m. erg sr}^{-1} \text{ cm}^{-2} \text{ s}^{-1}$$

Ratio of e.m. to population of 3rd level H atoms

$$\text{e.m.} = 400N_3$$

where N_3 = number of 3rd level line-of-sight H atoms cm^{-2}

For single H II cloud

$$\text{e.m.} \simeq 800$$

For faint extended emission regions of the sky

$$\text{e.m.} \simeq 1000$$

Stromgren spheres.

Radius R of H II regions in relation to the exciting star [1, 12, 13, 14, 19]

$$R = S_0 N^{-2/3} \quad [R \text{ and } S_0 \text{ in pc, } N \text{ in cm}^{-3}]$$

Star spectrum	O5	O8	B0	B2	B5	A0
S_0 in pc	100	65	35	15	3	1

Microwave molecular spectra

Both emission (em) and absorption (abs) lines have been detected in the microwave radio spectrum [8]. The abundances quoted [20] refer to the richest direction in the sky for that molecule.

Interstellar molecular lines (microwave radio)

Molecule [1, 8]	Spectrum	Line frequencies MHz	Log abundance [20] in cm^{-2}
Diatomic			
OH [6]	em, abs	1612, 1665, 1667, 1720	
	em	4660, 4765, 6031, 6035, 13441	
O ¹⁸ H	em	1637, 1639	
CN	em	113501, 113492	15.0
CO	em	115267	19.5
Linear polyatomic			
HCN	em	88671	12 ↔ 13
HCO ⁺		89190	
HC ₃ N	em	9098	
Symmetric top			
NH ₃ [7]	em	23694, 23722, 23870, 24139, 25056	15.6
Asymmetric top			
H ₂ O	em	22235	
HCHO	abs	4830, 14489	12 ↔ 15
HC ¹³ HO	abs	4593	
HCOOH	em	1639	
CH ₃ OH	em	834	15.5

Interstellar diffuse absorption bands

Relation between equivalent width W of the 4430 diffuse feature and colour excess E [1]

$$W(4430) = 5E \quad [W \text{ in } \text{\AA}]$$

Interstellar diffuse absorption bands [1, 9, 10, 17]

$\Delta\lambda$ = whole- $\frac{1}{2}$ -width,
 W = equivalent width for well reddened star, $E_{B-V} \simeq 1.0$

λ	$\Delta\lambda$	W	λ	$\Delta\lambda$	W	λ	$\Delta\lambda$	W
\AA	\AA	\AA	\AA	\AA	\AA	\AA	\AA	\AA
4429.5	22	5	5705.2	4	0.3	6203.0	3	0.4
4501.2	3	0.4	5778	17	1.0	6269.8	2.5	0.3
4726.7	4	0.3	5780.5	2.2	0.8	6283.9	5	1.8
4762.3	4	0.5	5797.1	1.4	0.4	6376.1	2	0.1
4885	35	3	5844	4	0.1	6379.2	1	0.2
5362	5	0.2	5849.8	1	0.1	6613.7	2	0.4
5420	10		6010.8	5	0.2	6660.6	1	0.1
5448	14	0.6	6177	30	2.5			
5487	5	0.3	6196.0	1	0.1			

- [1] *A.Q.* **1**, § 122; **2**, § 125.
- [2] C. Field, *M.N.*, **137**, 419, 1967.
- [3] G. C. Carruthers, *Ap. J.*, **161**, L81, 1970.
- [4] G. Münch, *Ap. J.*, **140**, 107, 1964.
- [5] V. J. Bortolot and P. Thaddeus, *Ap. J.*, **155**, L17, 1969.
- [6] B. J. Robinson and R. X. McGee, *Ann. Rev. Astron. Ap.*, **5**, 183, 1967.
- [7] A. C. Cheung *et al.*, *Nature*, **221**, 626, 1969.
- [8] W. B. Somerville, *Rep. Prog. Phys.*, (in press).
- [9] D. McNally, *Highlights in Astron.*, ed. de Jager, p. 339, I.A.U., 1971.
- [10] H. Seddon, *Nature*, **214**, 257, 1967.
- [11] K. L. Bell and A. E. Kingston, *M.N.*, **136**, 241, 1967.
- [12] R. H. Rubin, *Ap. J.*, **154**, 391, 1968.
- [13] A. J. Prentice and D. ter Haar, *M.N.*, **146**, 423, 1969.
- [14] H. Lambrecht, *Landolt-Börnstein Tables*, Group VI, **1**, 642, Springer, 1965.
- [15] D. A. Mendis, *Ap. Letters*, **1**, 129, 1968.
- [16] M. Walmsley and M. Grewing, *Ap. Letters*, **9**, 185, 1971.
- [17] G. H. Herbig, *Z. Ap.*, **68**, 243, 1968.
- [18] T. R. McDonough and N. M. Price, *Icarus*, **15**, 505, 1971.
- [19] L. Spitzer, 'Diffuse Matter in Space', *Interscience*, **28**, p. 117, 1968.
- [20] J. C. Blades. Private communication.

§ 127. Radiation and Fields of Interstellar Space

Density of radiation in interstellar space (galactic plane) [1, 2, 3, 4]

Stellar illumination and scatter

$$u_s = 7 \times 10^{-13} \text{ erg cm}^{-3}$$

Universal background (thermal)

$$u_t = 4 \times 10^{-13} \text{ erg cm}^{-3}$$

Total

$$u = 11 \times 10^{-13} \text{ erg cm}^{-3}$$

Equivalent temperature [1, 2]

Universal background = 2.7 °K

Total radiation = 3.5 °K

Total radiation emission by stars near Sun [§ 118]

$$= 1.45 \times 10^{-23} \text{ erg cm}^{-3} \text{ s}^{-1}$$

Density of ionizing radiation ($\lambda < 912 \text{ \AA}$) near galactic plane (probably excluded from H I regions)

$$u_1 = 2 \times 10^{-15} \text{ erg cm}^{-3}$$

Total emission of ionizing radiation from stars near the galactic plane

$$\simeq 3 \times 10^{-28} \text{ erg cm}^{-3} \text{ s}^{-1}$$

Spectral distribution of radiation density u_λ [1, 2, 3, 4]

λ	u_λ	λ	u_λ	λ	u_λ
μ	$10^{-14} \text{ erg cm}^{-3} \mu^{-1}$	μ	$10^{-14} \text{ erg cm}^{-3} \mu^{-1}$	μ	$10^{-14} \text{ erg cm}^{-3} \mu^{-1}$
0.05	4*	0.4	62	1.0	40
0.1	35	0.5	64	2	7
0.2	52	0.6	62	4	1
0.3	58	0.8	52	8	0.1

* Probably excluded from H I regions.

Interstellar magnetic field = 7×10^{-6} gauss [6]

Comparison of interstellar energy densities [1, 5]

Total radiation from stars	$0.7 \times 10^{-12} \text{ erg cm}^{-3}$
Turbulent gas motion	0.5×10^{-12} „ „
Background radiation	0.4×10^{-12} „ „
Cosmic rays	1.6×10^{-12} „ „
Magnetic field	1.5×10^{-12} „ „

[1] *A.Q.* 1, § 123; 2, § 126.

[2] J. M. Greenberg, *Astron. Ap.*, 12, 240, 1971.

[3] H. J. Habing, *B.A.N.*, 19, 421, 1968.

[4] H. Zimmermann, *A.N.*, 288, 99, 1964.

[5] H. C. van de Hulst, p. 9; G. L. Verschuur, p. 150, in *Interstellar Gas Dynamics*, I.A.U. Symp., 39, 1970.

[6] R. D. Davies *et al.*, *M.N.*, 126, 353, 1963.

§ 128. Radio Emission (Cosmic)

Frequency ν is expressed in Hz, MHz ($=10^6\text{Hz}$), GHz ($=10^9\text{Hz}$). Wavelength λ is expressed in m, cm.

$$\nu = 30000 \text{ MHz}/\lambda \text{ (in cm)} = 300 \text{ MHz}/\lambda \text{ (in m)}$$

S = flux density of total radiation

S_ν = spectral flux density

Flux unit of S_ν . f.u. = $10^{-26} \text{ W m}^{-2} \text{ Hz}^{-1}$

S, S_ν from a source express power per unit area at Earth. They are integrated over the angular region ω ; $S = \int I \cos \theta \, d\omega \simeq \int I \, d\omega$. However the interferometric measurements cannot always accept the outer diffuse parts of a source.

The surface intensity I of an extended source is related to equivalent temperature T by

$$I_\nu = 3.0715 \times 10^{-40} T \nu^2 \text{ W m}^{-2} \text{ sr}^{-1} \text{ Hz}^{-1} \quad [T \text{ in } ^\circ\text{K}, \nu \text{ in Hz}]$$

I and I_ν include the two components of polarization.

Spectral distribution may be represented by an index x with

$$\log I_\nu \text{ or } \log S_\nu = x \log \nu + \text{const}$$

$$I_\nu \text{ or } S_\nu \propto \nu^x \propto \lambda^{-x}$$

$$T \propto \nu^{x-2} \propto \lambda^{2-x}$$

Warning: x is sometimes denoted by $-\alpha$ e.g. [4, No. 7] and sometimes by $+\alpha$ e.g. [4, No. 10].

Radio magnitude m_ν (with ν subscript in MHz) [5, 6]

$$m_\nu = -53.45 - 2.5 \log S_\nu$$

$$M_\nu = m_\nu + 5 - 5 \log d \quad [d = \text{distance in pc}]$$

$$= -48.45 - 2.5 \log S_\nu - 5 \log d$$

Values of x , and ν_{\max} the frequency at which S_ν is maximum [1]

	x		$\log \nu_{\max}$
	near 100 MHz	1000 MKz	
Mean galactic sources	-0.71		
Mean extra galactic sources	-1.05		
Mean unidentified sources	-1.21		
Galactic equator	-0.46	-0.48	7.0
Cold sky, galactic pole	-0.60	-0.58	6.5
Optically thin thermal em.	0.00		
Optically thick thermal em.	+2.00		
Cas A	-0.80	-0.75	7.3
Cyg A	-0.70	-0.95	7.4
Tau A	-0.24	-0.25	
Ori neb	+1.1	+0.47	9.7
Vir A	-0.83	-0.83	

Spectrum of well observed sources [8, 12, 17]

Source	$\log \nu [\nu \text{ in Hz}]$											
	7.0	7.3	7.7	8.0	8.3	8.7	9.0	9.3	9.7	10.0	10.3	10.7
	$\log S_\nu [S_\nu \text{ in f.u.}]$											
Cas A	4.48	4.67	4.52	4.29	4.05	3.70	3.52	3.29	2.93	2.69	2.50	
Cyg A	4.12	4.45	4.33	4.14	3.91	3.62	3.37	3.04	2.57	2.21		
Tau A			3.30	3.23	3.14	3.04	2.98	2.91	2.82	2.75	2.65	2.61
Ori [12]					2.01	2.36	2.53	2.60	2.67	2.61	2.56	
Vir A [17]			3.50	3.26	3.01	2.68	2.42	2.19	1.83	1.60		

Selected discrete radio sources [1, 2, 3, 4, 10, 13]

Source	1950		S_ν			Size	log dist.	Identification and notes
	α	δ	100	1000 MHz	10000			
	h m	$^\circ$ ' "		f.u.		'	in pc	
Cas B	00 23	+63 52	250	56		7	3.5	Tycho SN I, 1572
And A	00 40	+41 00	190	60		140	5.8	Andr. gal. M 31
	00 54	-73	400	100				
	02 22	+61 51	100	100				Mult H II reg. OH em
Per A	03 16	+41 19	130	20		2	7.9	Seyfert gal. NGC 1275
For A	03 20	-37 22	400	120		large		Pec. gal. NGC 1316?
Per 3C 123	04 34	+29 34	280	70		1		
	04 58	+46 26	120	150		60 + h		Gal. neb. SN II
Pic A	05 18	-45 49	400	80		large		
	05 21	-69	3000	700				
Tau A	05 32	+21 59	1700	955	560	5	3.3	Crab neb. SN I 1054
Ori neb.	05 33	-05 24	40	340	400	10	2.7	Orion neb. M42
Gem 3C 157	06 15	+22 38	400	180		30 + h	3.1	IC 443, SN II
Mon	06 29	+04 54	400	250		70	3.0	Rosette neb.
Pup A	08 21	-42 58	600	150		40 + h	2.7	
	08 32	-45 37	500	200				Vela X (?)
Hya A	09 16	-11 53	400	60	10	1	8.4	Pec. gal.
Car	10 43	-59 30	500	800			3.1	Carina neb.
3C 273	12 27	+02 19	140	50		1		Nearest quasar
Vir A	12 28	+12 40	1800	263	40	5	7.1	Pec. jet gal, M87
Cen A	13 22	-42 46	3000	2000		5 + h	6.8	Pec. gal, NGC 5128
Cen B	13 30	-60	600	80				
Boo 3C 295	14 10	+52 26	100	30		1		Dist. gal
Tr A	16 10	-60 47	800	80				
3C 338	16 27	+39 39	80	7		1		4 gals. NGC 6161
Her A	16 48	+05 04	700	70	8	3	8.6	Pec. gal.
	17 11	-38 25	400	100				
2C 1473	17 16	-00 55	400	80	10	4		Gal.
	17 22	-34 14	400	400	500			
2C 1485	17 28	-21 20	80	20		1	2.9	Kepler SN I, 1604
Sgr A	17 43	-28 56	4000	2000	200	70	3.9	Gal. centre, mol sp
Trifid	17 58	-23 24	800	300			3.0	Gal. neb M20
Lagoon	18 01	-24 22	70	150			3.1	Gal. neb M8
	18 02	-21 30	200	150				
Omega	18 18	-16 10	200	800	500	10	3.2	Gal. neb, M17
	18 45	-02 06	500	300	250			
3C 392	18 54	+01 16	500	210		16		Shell source, SN
3C 398	19 08	+09 01	40	70		3		SN II reg. OH em
3C 400	19 21	+14 20	400	400		60		
Cyg A	19 58	+40 35	13800	2340	163	1.2	8.5	Radio gal.
	20 21	+40 12	200	400		60		
Cyg X	20 34	+41 40	150	500	50	40	3.1	? γ Cyg complex
2C 1725	20 44	+50	400	150		100		SN II
Cyg loop	20 49	+30	400	200		150	2.7	Loops SN II
America	20 52	+43 54	700	500		150	2.9	Gal. neb.
3C 446	22 23	-05 12	30	6				Quasar
Cas A	23 21	+58 32	19500	3300	490	4	3.4	Gal. neb. SN II

The selected discrete radio sources are identified by various names, catalogue numbers and α , δ . Some have a central nucleus and an extended halo (+h in the size column). There is a tendency for the halo to be included in the high frequency S_ν measurements and not in the low. The identifications include several supernovae SN of types I and II, peculiar galaxies, galactic nebulae. The abbreviation gal is used for both galactic and galaxy.

Luminosity function of radio galaxies [6, 7]. P_{408} = radio emission from source at 408 MHz.

P_{408}	in $W Hz^{-1} sr^{-1}$	10^{20}	10^{21}	10^{22}	10^{23}	10^{24}	10^{25}
Log (No. of sources)	in $Mpc^{-3}(dex\ of\ P)^{-1}$	-2.3	-2.3	-3.6	-4.5	-5.1	-6.2

Intensity of diffuse radio emission [1, 9, 10, 14, 15, 16, 19]

I_ν = intensity in $W m^{-2} Hz^{-1} sr^{-1}$

gal = galactic ridge $b^{II} = 0$, $l^{II} = \pm 10^\circ$ (i.e. avoiding the galactic centre)

pole = coldest part of sky near $b^{II} = \pm 90^\circ$

$J_\nu = \bar{I}_\nu$, representing the whole sky [20]

Sky	$\log \nu$ [ν in Hz]											
	6.0	6.3	6.7	7.0	7.3	7.7	8.0	8.3	8.7	9.0	9.3	9.7
	$\log I_\nu$ [I_ν in $W m^{-2} Hz^{-1} sr^{-1}$]											
gal	-19.6	-19.4	-19.2	-19.2	-19.2	-19.4	-19.5	-19.7	-19.9	-20.0	-20.2	-20.3
pole	-20.3	-20.1	-20.1	-20.2	-20.3	-20.5	-20.7	-20.9	-21.1	-21.3		
J_ν	-20.2	-19.6	-19.8				-20.45			-21.25		

Distribution of smoothed intensity along galactic equator [1, 18]. Galactic centre = 100.

l^{II}	0°	30°	60°	90°	120°	150°	180°	210°	240°	270°	300°	330°
I	100	70	31	24	20	18	14	13	13	19	31	77

Neutral H absorption coefficient at 1420 MHz = $8.0 \times 10^3 (N/T \Delta\nu)$

where N = number of H atoms cm^{-3} , T = temperature in $^\circ K$, $\Delta\nu$ = line width in Hz, and the coefficient is exponential per parsec.

Continuous absorption coefficient in a plasma (interstellar densities)

$$= 5.4 \times 10^{-4} \lambda^2 N_e^2 T^{-3/2} \exp pc^{-1} \quad [\lambda \text{ in cm, } N_e \text{ in } cm^{-3}, T \text{ in } ^\circ K]$$

Exponential absorption in H II region

$$= 5.4 \times 10^{-4} \lambda^2 T^{-3/2} \times \text{emission measure}$$

Stars and X-ray sources with detected radio components [11]

α Sco; Cyg X-1; β Per; β Lyr.

[1] *A.Q.* 1, § 124; 2, § 127.

[2] R. S. Dickson, *Ap. J. Supp.*, 20, 1, 1970.

[3] J. Galt, *Observers Handb.*, 1972, R.A.S. Canada, p. 95.

[4] *Parks Catalogue, Aust. J. Phys.*, Nos. 7, 10, 1969.

[5] R. Hanbury Brown and C. Hazard, *M.N.*, 122, 479, 1961.

[6] M. J. Cameron, *M.N.*, 152, 403, 429, 1971.

[7] M. A. G. Wilson, *M.N.*, **151**, 1, 1970.
 [8] E. A. Parker, *M.N.*, **138**, 407, 1968.
 [9] A. H. Brindle, *M.N.*, **136**, 219, 1967.
 [10] K. W. Yates and R. Wielebinski, *Ap. J.*, **149**, 439, 1967.
 [11] C. M. Wade and R. M. Hjellming, *Ap. J.*, **163**, L105, 1971; *Nature*, **253**, 247, 1972.
 [12] J. W. M. Baars *et al.*, *Z. Ap.*, **61**, 134, 1965.
 [13] A. S. Bennett, 3C cat., *Mem. R.A.S.*, **67**, 163, 1962.
 [14] F. G. Smith, *M.N.*, **131**, 145, 1965.
 [15] C. R. Purton, *M.N.*, **133**, 463, 1966.
 [16] G. R. Huguenin *et al.*, *Planet Space Sci.*, **12**, 1157, 1964.
 [17] R. G. Conway *et al.*, *M.N.*, **125**, 261, 1963.
 [18] I. I. K. Paulini-Toth and J. R. Shakeshaft, *M.N.*, **124**, 61, 1962.
 [19] R. R. Daniel and S. A. Stephens, *Space Sci. Rev.*, **10**, 599, 1970.
 [20] J. Lequeux, *Ann. d'Ap.*, **26**, 429, 1963.

§ 129. X-ray Emission (Cosmic)

Normal unit:

1 keV energy	$\epsilon_0 = 1.602 \times 10^{-9}$ erg
1 keV	$\nu = 2.418 \times 10^{17}$ Hz
1 keV	$1/\lambda = 8.066 \times 10^6$ cm ⁻¹
1 keV	$\lambda = 12.398$ Å

Diffuse X-ray intensity [6, 7, 8, 9]

$I(\epsilon)$ expresses intensity in keV cm⁻² sr⁻¹ s⁻¹ keV⁻¹
 $P(\epsilon)$ expresses intensity in photons cm⁻² sr⁻¹ s⁻¹ keV⁻¹

log ϵ in keV	-1	0	1	2	3	4	5	6
log $I(\epsilon)$ in keV cm ⁻² sr ⁻¹ s ⁻¹ keV ⁻¹	+2.0	+1.2	+0.5	-0.6	-1.8	-2.7	-4	-5
log $P(\epsilon)$ in photons cm ⁻² sr ⁻¹ s ⁻¹ keV ⁻¹	+3.0	+1.2	-0.5	-2.6	-4.8	-6.7	-9	-11

Absorption of X-rays by neutral interstellar gas, see § 126.

Source flux, $f(\epsilon)$ expresses flux in keV cm⁻² s⁻¹ keV⁻¹

Selected X-ray sources [2, 3, 4, 5]

Name	1950		l^{II}	b^{II}	log $f(\epsilon)$ near 10 keV	Object	
	α	δ					
	h	m	°	°	in cm ⁻² s ⁻¹		
Tau X-1	5	31	+22.0	184	-6	0.0	Crab neb, SN I
Vir A	12	31	+12.5	286	+74	-1.5	Radio gal, M87
Cen X-1	13	15	-62.0	306	0	-0.4	
Sco X-1	16	18	-15.5	359	+23	+0.9	Faint blue variable
Sco X-2	16	50	-39	346	+2	-0.1	
Ara X-1	16	52	-46	340	-2	-0.6	
Sgr X-1	17	58	-25	5	-1	0.0	
Sgr X-2, 3	18	05	-19	11	+1	-0.7	
Ser X-2	18	13	-13.8	17	+2	-0.6	
Ser X-1	18	45	+5.3	37	+3	-0.3	
Cyg X-1	19	56	+35.1	71	+3	-0.3	
Cyg X-3	20	31	+40.9	80	+1	-1.0	
Cyg X-2	21	43	+38.2	87	-11	-0.8	Faint blue variable
Cas A, X-1	23	21	+58.5	112	-2	-1.5	SN II remnant

*Spectral distribution of $f(\epsilon)$ [2, 3, 5]*Tabulated values are $\log f(\epsilon)$ with $f(\epsilon)$ in keV (energy) $\text{cm}^{-2} \text{s}^{-1} \text{keV}^{-1}$ (spectrum)

Source	Spectral region in keV									
	1	2	5	10	20	50	100	200	500	1000
Crab neb.	+1.14	+0.88	+0.34	-0.03	-0.51	-1.03	-1.43	-1.86	-2.5	-3.0
Sco X-1	+1.8	+1.6	+1.3	+0.9	+0.1	-1				
Cen X-2	+0.1	+0.2	-0.1	-0.4	-0.8	-1.4	-1.8			
Vir A	-0.5	-0.8	-1.2	-1.5	-1.7	-1.9	-2.1			
Ara X-1	-1.3	-0.2	+0.1	-0.6						
Cyg X-1	+0.1	0.0	-0.2	-0.3	-0.5	-0.9	-1.3	-1.7	-2.2	
X-2	0.0	+0.1	-0.2	-0.8						
X-3	-1.1	-0.6	-0.8	-1.0	-1.2	-1.4	-1.6			

[1] *A.Q.* 1 and 2, — —.[2] P. Morrison, *Ann. Rev. Astron. Ap.*, **5**, 325, 1967.[3] W. R. Webber, *Proc. Astr. Soc. Aust.*, **1**, 160, 1968.[4] E. M. Kellogg, *Catalogue of X-ray sources, Am. Sci. and Eng.*, 2357, 1969.[5] Peterson, p. 59; Adams *et al.*, p. 82; Rao *et al.*, p. 88; Agrewal *et al.*, p. 94; Hayakawa *et al.*, p. 121; Woltjer, p. 208; in *Non solar X and γ ray astronomy*, I.A.U. Symp. **37**, 1970.[6] M. Oda, p. 260; Clark *et al.*, p. 269, in *Non solar X and γ ray astronomy*, I.A.U. Symp., **37**, 1970.[7] J. Silk, *Space Sci. Rev.*, **11**, 671, 1970.[8] D. A. Schwartz *et al.*, *Ap. J.*, **162**, 431, 1970.[9] A. S. Webster and S. M. Longair, *M.N.*, **151**, 261, 1971.**§ 130. Cosmic Rays**The kinetic energy of cosmic ray particles T is often expressed by the rigidity R , then

$$T = mc^2[(1 - v^2/c^2)^{-1/2} - 1]$$

$$R = \frac{pc}{ze} = \frac{1}{ze} (T^2 + 2mc^2T)^{1/2}$$

where p = momentum = $mv(1 - v^2/c^2)^{-1/2}$, ze = charge, v = velocity, mc^2 = rest mass.*Inter-relations [1, 2]*

log T in eV	Geomag. particles			Polar cap events			Cosmic rays		
	3	4	5	6	7	8	9	10	11
<i>Protons</i>									
log R in volts	6.14	6.64	7.14	7.64	8.15	8.65	9.23	10.04	11.00
v in 10^8 cm/s	0.44	1.4	4.4	14	44	133	255	300	300
Mag. lat. cut off in $^\circ$	85	83	80	77	72	65	54	18	0
Penetration ht. in km		128	110	90	67	32	6	0	0
<i>Electrons</i>									
log R in volts	4.50	5.00	5.52	6.15	7.02	8.01	9.00	10.00	11.00
v in 10^8 cm/s	19	60	170	280	300	300	300	300	300
Mag. lat. cut off in $^\circ$				84					
Penetration ht. in km	128	103	80	57					
<i>α-particles</i>									
log R in volts				7.64	8.15	8.7	9.4	10.1	11.0

Radius of gyration in a magnetic field

$$a = 3.34 \times 10^{-3} R/B \text{ cm} \quad [R \text{ in volts, } B \text{ in gauss}]$$

Cosmic ray flux per unit surface outside influence of Earth magnetic field [1]

Sunspot minimum

$$\begin{aligned} \text{number} &= 0.6 \text{ primary particles cm}^{-2} \text{ s}^{-1} \\ \text{energy} &= 5 \text{ GeV cm}^{-2} \text{ s}^{-1} = 0.007 \text{ erg cm}^{-2} \text{ s}^{-1} \end{aligned}$$

Sunspot maximum

$$\begin{aligned} \text{number} &= 0.3 \text{ primary particles cm}^{-2} \text{ s}^{-1} \\ \text{energy} &= 3 \text{ GeV cm}^{-2} \text{ s}^{-1} = 0.004 \text{ erg cm}^{-2} \text{ s}^{-1} \end{aligned}$$

Space density of primary cosmic rays [1, 3]

$$\begin{aligned} \text{number} &= 1.0 \times 10^{-10} \text{ particles cm}^{-3} \\ \text{energy} &= 1.6 \times 10^{-12} \text{ erg cm}^{-3} \end{aligned}$$

Mean energy of cosmic ray particles [1, 3]

$$= 10 \text{ GeV} = 0.016 \text{ erg}$$

Distribution of primary particle flux with energy [1, 3, 8]

log T in GeV	-1.7	-1.3	-1.0	-0.7	-0.3	0.0	+0.3	+0.7	+1.0
Particles in $\text{m}^{-2} \text{ s}^{-1} \text{ sr}^{-1} \text{ GeV}^{-1}$									
Cosmic	2.4	2.7	3.0	3.2	3.2	3.0	2.6	1.9	1.4
Near Earth sp. min					2.5	2.6	2.5	1.9	1.3
Near Earth sp. max					1.7	2.1	2.2	1.7	1.2
α -particles, cosmic	2.2	2.3	2.4	2.4	2.2	1.9	1.5	0.9	0.4

High energy particles [1, 10]

The table gives log I where I is the flux (or intensity) of particles per $\text{m}^2 \text{ s} \text{ sr}$ having $T > T_1$

log T_1 in eV	9	10	11	12	13	14	15	16	17	18
log $I (T > T_1)$ in $\text{m}^{-2} \text{ s}^{-1} \text{ sr}^{-1}$	+3.3	+2.5	+1.1	-0.4	-1.9	-3.7	-5.5	-7.6	-9.8	-12

Intensities from solar major proton events [1]

Particles with $T > T_1$

log T_1	in eV	6	7	8	9
log $I (T > T_1)$ in $\text{m}^{-2} \text{ s}^{-1} \text{ sr}^{-1}$		8.2	7.5	5.7	2

Intensity of cosmic ray electrons I_e [3, 6] I_e = intensity of electrons with $T > T_1$

log T in GeV	-3.0	-2.7	-2.3	-2.0	-1.7	-1.3	-1.0	-0.7	-0.3
log I_e in $m^{-2}s^{-1}sr^{-1}GeV^{-1}$	4.8	4.6	4.1	3.5	2.9	2.3	2.1	1.9	1.7

log T in GeV	0.0	+0.3	+0.7	+1.0	+1.3	+1.7	+2.0	+2.3	+2.7
log I_e in $m^{-2}s^{-1}sr^{-1}GeV^{-1}$	1.4	1.0	0.2	-0.5	-1.5	-2.5	-3.2	-4.0	-5.4

Abundance A of atomic nuclei in cosmic rays (CR). They are compared with standard abundances of § 14, and matched for Si [3, 8, 9, 11]

Element	H	He	Li	Be	B	C	N	O	F	Ne
log A (CR)	10.8	10.0	7.6	7.4	7.8	8.3	7.8	8.2	6.7	7.4
(standard)	12.0	10.9	0.7	1.1	2.5	8.5	8.0	8.8	4.6	7.9

Element	Na	Mg	Al	Si	P	S	Cl	Ar	K	Ca
log A (CR)	7.0	7.6	6.9	7.5	6.3	6.8	6.1	6.6	6.4	6.7
(standard)	6.3	7.4	6.4	7.5	5.5	7.2	5.6	6.8	5.0	6.3

Element	Sc	Ti	V	Cr	Mn	Fe	Co	Ni	Cu	Zn
log A (CR)	6.3	6.7	6.5	6.9	7	7.4	6	6	5	5
(standard)	3.2	5.1	4.4	5.9	5.4	7.6	5.1	6.3	4.5	4.2

Time for cosmic rays to leak out of galaxy [8]

$$= 2 \times 10^6 \text{ y}$$

- [1] *A.Q.* 1, § 125; 2, § 128.
 [2] H. Carmichael, *Ann. I.Q.S.Y.*, 4, 141, 1969.
 [3] P. Meyer, *Ann. Rev. Astron. Ap.*, 7, 1, 1969.
 [4] D. K. Bailey, *Planet. Space Sci.*, 12, 495, 1964.
 [5] P. Meyer and D. Muller, E. Fermi Inst. Preprint, 71-56, 1971.
 [6] R. R. Daniels and S. A. Stephens, *Space Sci. Rev.*, 10, 599, 1970.
 [7] J. L. Fanselow *et al.*, *Ap. Space Sci.*, 14, 301, 1971.
 [8] R. Cowsik and P. B. Price, *Phys. Today*, 24, 30, Oct. 1971.
 [9] B. G. Cartwright *et al.*, E. Fermi Inst. Preprint, 71-62, 1971.
 [10] E. N. Parker, *Nebulae and Interstellar Matter*, ed. Middlehurst and Aller, p. 707, Chicago, 1968.
 [11] L. H. Aller, *Sky and Tel.*, 43, 362, 1972.

CHAPTER 14

CLUSTERS AND GALAXIES

§ 131. Open Clusters and Associations

An association, moving cluster or group is sometimes connected with an open cluster as its nucleus. The various groupings cannot always be clearly differentiated. In the lists [2, 3] there are about 1000 open clusters, 50 O-associations, 25 T-associations, and 10 moving clusters or groups.

O-associations [1, 16, 17]

Association [16]	l^{II}	b^{II}	Number of stars	Distance [1, 17, 19]	Associated features (NGC numbers)
	°	°		pc	
III + VII Cas	125	-01	30	2700	381, 366
I Per	135	-05	180	1900	h and χ Per
II Per	160	-18	100	350	ζ Per
I Aur	173	0	15	1100	χ Aur
I Ori	206	-18	1000	470	1976, ϵ Ori
II Mon	202	+01	50	510	2264
I Mon	205	0		1000	2244
I Car	288	-01	90	200	3293, I 2602
I Sco	343	+01	70	1300	6231
I + II Sgr	7	-01	60	1300	6514
IV Sgr	14	0	120	1700	6561
II Cyg	76	+02	200	1800	6871, I 4996, P Cyg
I Cep	101	+05	80	800	ν Cep
I Lac	98	-15	70	520	10 Lac
III + IV Cep	108	+01	150	1000	7380
I + V Cas	111	0	160	2700	7510

T-associations [1, 18, 19]

Association		μ^{II}	δ^{II}	Number of stars	Diam	Dist	Associated objects
		°	°		°	pc	
Tau	T1	169	-16	12	3	180	RY Tau
Tau	T2	179	-20	10	5	190	T Tau
Aur	T1	172	-07	13	7	170	RW Aur
Ori	T1	192	-12	40	4	490	CO Ori
Ori	T2	209	-19	400	4	430	T Ori
Mon	T1	203	+02	140	3	800	S Mon, NGC 2264
Ori	T3	206	-17	90	4	390	σ , ζ Ori, I 434
Sco	T1	354	+20	30	9	220	α Sco, ρ Oph
Del	T1	55	-09	25	15	200	V 536 Aql, WW Vul
Per	T2	161	-18	16	0.5	350	I 348, ζ Per

Selected Open Clusters

The angular and linear diameters refer to the more concentrated part of the cluster.
The numbers of stars are from catalogues and cannot include fainter stars.

Name or designation	NGC or IC	Coordinates		Dist- ance	Diameter		Num- ber of stars [1, 10]	Total m_V [1, 4, 11, 15]	Abs. A_V [1, 4, 11, 15]	log age [1, 4, 12 13, 14]
		μ^{II}	δ^{II}		ang. [1, 4, 5, 9, 15, 18]	lin. pc				
		°	°	pc	'	pc		mag	in y	
M103	188	123	+22	1400	14	6		9.3	0.2	10.0
	581	128	-02	2300	7	5	30	6.9	1.3	7.2
	752	137	-23	380	45	5	60	6.2	0.1	9.0
h Persei	869	135	-04	2250	25	16	300	4.1	1.7	7.0
χ Persei	884	134	-04	2400	20	14	240	4.3	1.7	7
Stock 2		133	-02	320	50	5	120	7	1.3	8.1
M34	1039	144	-16	440	30	4	60	5.6	0.2	8.1
Perseus		147	-06	167	240	12	80	2.2	0.3	7.0
Pleiades		167	-23	127	120	4	120	1.3	0.2	7.7
Hyades [6, 7, 8]		179	-24	42	400	5	100	0.6	0.0	8.8
M38	1912	172	+01	1200	18	7	100	7.0	0.7	7.6
M36	1960	174	+01	1260	16	6	50	6.3	0.7	7.5
M37	2099	178	+03	1200	24	8	200	6.1	1.0	8.2
S Mon	2264	203	+02	740	30	6	60	4.3	0.2	6.8
τ CMa	2362	238	-06	1500	8	3	30	3.9	0.4	6.7
Praesepe	2632	206	+32	159	90	4	100	3.7	0.0	8.6
ω Vel	12391	270	-07	157	45	2	15	2.6	0.1	7.4
M67	2682	216	+32	830	18	4	80	6.5	0.2	9.6
θ Car	12602	290	-05	155	65	3	25	1.7	0.1	7.1
	3532	290	+02	420	55	7	130	3.3	0.0	8.2
Sco-Cen*		330	+15	170	2000	100	110	-0.8		7
Coma		221	+84	80	300	7	40	2.8	0.0	8.7
K Cru	4755	303	+02	1100	12	4	30	5.0	0.9	7
Ursa Maj		130	+60	21	1000	7	100	-0.2	0.0	8.2
M21	6531	8	0	1250	12	4	40	6.8	0.9	7.1
M16	6611	17	+01	2100	8	5	40	6.6	2.2	6.5
M11	6705	27	-03	1710	12	6	80	6.3	1.1	7.9
M39	7092	92	-02	255	30	2	20	5.1	0.2	8.0

* The Sco-Cen B stars are listed as a cluster because they do not appear in the O-association lists.

Convergent point of moving clusters [1, 18]

Clusters, association or group	Convergent point relative to Sun				Velocity	
	α	δ	l^{II}	b^{II}	rel. Sun	cor- rected
	$^{\circ}$	$^{\circ}$	$^{\circ}$	$^{\circ}$	km/s	km/s
Perseus	103	-24	234	-09	24	12
Pleiades	85	-43	248	-30	20	5
Hyades	93	+12	198	-02	42	30
Orion	85	-18	221	-23	21	6
Pracsepe	95	+4	207	0	41	28
Sco-Cen	109	-47	258	-15	25	13
Coma Ber	121	-47	262	-08	8	14
Ursa Maj. Sirius Group	305	-37	5	-31	19	28

Ages of clusters may be determined from the colour-magnitude or spectrum-magnitude diagram [20]. Measurements may be made on those parts of the main sequence (MS) which curl away from the zero age main sequence (ZAMS).

Cluster age relations [1, 20]

log age in years	6	7	8	9	10
Most luminous M_V on MS	-7	-4	-1	+2	+4
Earliest Sp on MS	O6	B1	B7	A5	F2
Smallest $(B-V)_0$ on MS	-0.31	-0.23	-0.05	+0.30	+0.7

Median galactic latitude of clusters [1]

$$\bar{b} = 3^{\circ}.3$$

Mean distance from galactic plane [1, 18]

$$\bar{z} = 70 \text{ pc}$$

Total number of clusters in galaxy [1, 18]

$$\simeq 18000$$

Space density of open clusters [1]

Distance from gal. plane	in kpc	0.0	0.1	0.2	0.3	0.4	0.5
Density	in clusters kpc^{-1}	400	120	30	15	8	4

Number of stars N ($M_* < 6$) in a cluster of radius R in pc [21]

$$\log N = 1.3 \log R + 2.0$$

Limiting density for a stable cluster [22]

$$\text{Mean cluster density} > 0.09 \mathcal{M}_{\odot} \text{ pc}^{-3}$$

Disruption time of a cluster [23]

$$= 2 \times 10^8 \rho \text{ year}$$

where ρ is density in $\mathcal{M}_{\odot} \text{ pc}^{-3}$.

- [1] *A.Q.* 1, § 127; 2, § 130.
 [2] G. Alter, J. Ruprecht, V. Vanýšek, *Catalogue of Clusters and Associations* (+ supplements), Prague 1958[+].
 [3] 2nd edition of above, ed. G. Alter, B. Balazs and J. Ruprecht, Budapest, 1970.
 [4] W. Becker and R. Fenkart, *Astron. Ap. Supp.*, 4, 241, 1971.
 [5] A. A. Hoag and N. L. Applequist, *Ap. J. Supp.*, 12, 215, 1965.
 [6] P. W. Hodge and G. Wallerstein, *P.A.S.P.*, 78, 411, 1966.
 [7] P. A. Wayman, *P.A.S.P.*, 79, 156, 1967.
 [8] E. K. L. Upton, *A.J.*, 75, 1097, 1970.
 [9] W. Lohmann, *A.N.*, 292, 193, 1971.
 [10] P. Collinder, *Lund Ann.*, 2, 1931.
 [11] H. S. Hogg, *Handb. Phys.*, 53, p. 129, 1959.
 [12] R. L. Sears and R. R. Brownlee in *Stellar Structure*, ed. Aller and McLaughlin, p. 620, Chicago, 1965.
 [13] U. Lindoff, *Ark. Astron.*, 5, 1, 45, 63, 1968.
 [14] E. P. H. van den Heuvel, *P.A.S.P.*, 81, 815, 1969.
 [15] W. Buscombe, *Mt. Stromlo Obs. Mim.*, 6, 1963.
 [16] K. H. Schmidt, *A.N.*, 284, 76, 1958.
 [17] A. Blaauw, *Ann. Rev. Astron. Ap.*, 2, 213, 1964.
 [18] M. Beyer, p. 558; H. Haffner, p. 597; H. Strassl, p. 630, in *Landolt-Börnstein Tables*, Group VI, 1, Springer, 1965.
 [19] J. R. Lesh, *Ap. J. Supp.*, 17, 371, 1969.
 [20] A. Sandage, *Stellar Population*, ed. O'Connell, 41, Vatican, 1958.
 [21] J. Cuffey, *Harv. Ann.*, 106, 39, 1939.
 [22] R. J. Trumpler, *Lick Obs. Bull.*, 18, No. 494, 167, 1938.
 [23] L. Spitzer, *Ap. J.*, 127, 17, 1958.
 [24] W. Kreminski and K. Serkowski, *Ap. J.*, 147, 988, 1967.

§ 132. Globular Clusters

Number of known globular clusters associated with the galaxy system [10]
 = 125

Estimated number of globular clusters in the Galaxy system [11]
 $\simeq 500$

of which 160 belong to the detectable concentrated type.

Number of stars in a globular cluster
 = 10^5 to 10^7

Mean spectral type of a globular cluster
 $S_p = F8$

Mean colour index corrected for space reddening [2]
 $(B - V)_0 = +0.65$

Colour magnitude arrays vary significantly for globular clusters. For mean values see § 98.

Median M_V of globular clusters
 $\bar{M}_V = -8.4$

Median galactic latitude of observed globulars
 $\bar{b} = 14^\circ$

Globulars are absent from $-2^\circ < b < +2^\circ$ on account of space absorption.

Distribution of globular clusters [1, 4, 11].

Distance from Gal. centre/kpc	1	2	5	10	20	50
log (density of Glob. Cl/kpc ³)	-0.4	-0.9	-1.6	-2.4	-3.7	-6

Selected globular clusters

Angular and linear diameters are representative (see § 6). The table also gives distance, total visual magnitude V_t , visual absorption A_v , number of observed variables (RR Lyr types predominate), radial velocity, and mass.

Cluster	NGC	Coordinates		Diameter		Dist- ance	V_t [1, 2, 3]	A_v [1, 3, 8]	No. of variables [1, 3, 8]	v_r [1, 3, 4]	Mass [1, 9]
		l^{II} [1]	b^{II} [1]	ang. [1, 2, 3]	lin. [1, 2, 3]						
		°	°	'	pc	kpc	mag			km/s	$10^4 M_{\odot}$
47Tuc	104	306	-45	7.6	10	5.1	4.0	0.2	11	-24	
	2419	180	+25	1.9	32	6.5	10.7	0.3	36	+14	
$\Delta 445$	3201	277	+09	8	9	4.1	8.0	1.8	80	+490	
M68	4590	300	+36	2.2	8	11.8	8.3	0.4	35	-116	
M53	5024	333	+80	2.9	19	21	7.8	0.0	43	-112	
ω Cen	5139	309	+15	14.2	20	5.0	3.6	1.1	164	+230	
M3	5272	42	+79	3.4	13	13	6.4	0.1	190	-150	21
M5	5904	4	+47	4.5	12	8.5	5.9	0.0	98	+48	6
M4	6121	351	+16	9.8	9	2.8	6.0	1.3	43	+65	6
M13	6205	59	+41	4.8	11	7.7	5.9	0.2	10	-240	30
M12	6218	16	+26	6.9	14	5	6.7	0.8	1	-10	
M62	6266	354	+07	3.3	8	8	6.7	1.6	50	-80	
M19	6273	357	+10	3.5	7	7	6.9	1.3	4	+100	
M92	6341	68	+35	3.3	10	10	6.5	0.1	16	-120	14
$\Delta 366$	6397	336	-11	10	7	2.4	6.1	1.2	3	+11	
M22	6656	10	-08	10	9	3.0	5.1	1.3	24	-145	700
M55	6809	9	-23	8.2	16	6	6.3	0.1	6	+170	
M71[12]	6838	57	-05	4.1	5	4.5	8.3		4	-80	
	7006	64	-19	1.2	17	50	10.7	0.3	45	-350	
M15	7078	65	-27	2.8	11	14	6.4	0.3	100	-110	600

Mean rotational velocity of system of globular clusters [11]

$$\simeq 60 \text{ km/s (direct)}$$

having no clear variation with distance from the galactic centre.

Mean mass/luminosity ratio [1]

$$M/L = 0.8 M_{\odot}/L_{\odot}$$

Age of globular clusters

Log age in years	9.9	10.0	10.1	10.2
Examples [5, 12]	M71	47 Tuc M15 M13 M5	M92 M3 NGC5466	ω Cen

However it has been suggested [7] that the condensation of the Galaxy and formation of all globular clusters occurred about 10^{10} years ago.

[1] *A.Q.* 1, § 128; 2, § 131.

[2] G. E. Kron and N. U. Mayall, *A.J.*, 65, 581, 1960.

- [3] H. Haffner, *Landolt-Börnstein Tables*, Group VI, 1, p. 582, Springer, 1965.
 [4] Th. Schmidt-Kaler, *Obs. Handb. R.A.S. Canada*, 1972, p. 93.
 [5] W. Thänert, *A.N.*, **292**, 251, 1971.
 [6] H. C. Arp and F. D. A. Hartwick, *Ap. J.*, **167**, 499, 1971.
 [7] A. Sandage, *Ap. J.*, **162**, 841, 1970.
 [8] G. Wallerstein, *Ap. J.*, **160**, 345, 1970.
 [9] R. Kurth, *Z. Ap.*, **28**, 1, 1950; **29**, 26, 1951.
 [10] Alter, Ruprecht, Vanýsek, *Catalogue of Star Clusters*, 2nd ed., Budapest, 1970.
 [11] M. Schmidt, *B.A.N.*, **13**, 15, 1956.
 [12] H. C. Arp and F. D. A. Hartwick, *Ap. J.*, **167**, 499, 1971.

§ 133. The Local System (Gould Belt)

The Gould Belt may be regarded as a tongue attached to the lower edge of the Orion arm of the Galaxy [2, 3].

Extent of system [3]	= 700 pc
Thickness of system	= 70 pc
N pole of system [3]	$l^{\text{II}} = 202^\circ$ $b^{\text{II}} = 72^\circ$
Sun's distance from centre [1]	$\simeq 100$ pc
Sun's distance from local plane [1]	$\simeq 12$ pc N of plane
Direction of centre of system	$l^{\text{II}} = 270^\circ$ $b^{\text{II}} = -3^\circ$
Expansion life [2, 4]	= 40×10^6 y
Mass of system [2, 6]	= $2 \times 10^5 M_\odot$
Absolute magnitude of system [1]	$M_V = -13$

Composition of system [1, 2]

Luminous O-B5 stars within 400 pc.

A stars in HD catalogue.

Diffuse nebulae, extended dark nebulae, neutral hydrogen.

Associations: I Ori, II Per, Sco-Cen.

- [1] *A.Q.* **1**, § 129; **2**, § 132.
 [2] S. V. M. Clube, *Observatory*, **86**, 183, 1966; *M.N.*, **137**, 189, 1967.
 [3] D. W. Dewhirst, *Observatory*, **86**, 182, 1966.
 [4] J. R. Lesh, *Ap. J. Supp.*, **17**, 371, 1968.
 [5] G. S. Mumford, *Sky and Tel.*, **16**, 214, 1957.
 [6] R. D. Davies, *M.N.*, **120**, 483, 1960.

§ 134. The Galaxy

Diameter	= 25 kpc
Diameter of extended spherical system	= 30 kpc
Thickness	= 2 kpc
Total mass [1, 2, 3]	= $1.4 \times 10^{11} M_\odot$
Absolute magnitude (seen from the direction of the galactic pole outside the Galaxy)	$M_V = -20.5$

Ohlson galactic pole previously used to define galactic coordinates and now labelled l^I , b^I

$$\alpha = 12^{\text{h}} 40^{\text{m}} = 190^{\circ}.0 \quad \delta = +28.0 \quad (1900)$$

The ascending node on the equator (at $\alpha = 280^{\circ}.00 + 1^{\circ}.23T$) defined $l^I = 0$ (T in centuries from 1900.0).

IAU galactic coordinate system, l^{II} , b^{II} [4]

$$\alpha = 12^{\text{h}} 46^{\text{m}}.6 = 191^{\circ} 39' \quad \delta = +27^{\circ} 40' \quad (1900)$$

$$\alpha = 12^{\text{h}} 49^{\text{m}}.0 = 192^{\circ} 15' \quad \delta = +27^{\circ} 24'.0 \quad (1950)$$

$$l^I = 347^{\circ} 40' \quad b^I = +88^{\circ} 31'$$

Point of zero longitude and latitude ($l^{\text{II}} = 0$, $b^{\text{II}} = 0$) [4]

This point agrees with the position of the galactic centre.

$$\alpha = 17^{\text{h}} 39^{\text{m}}.3 = 264^{\circ} 50' \quad \delta = -28^{\circ} 54' \quad (1900)$$

$$\alpha = 17^{\text{h}} 42^{\text{m}}.4 = 265^{\circ} 36' \quad \delta = -28^{\circ} 55' \quad (1950)$$

$$l^I = 327^{\circ} 41' \quad b^{\text{II}} = -1^{\circ} 24'$$

$$= -32^{\circ} 19'$$

Galactic longitude of N pole (1950)

$$\theta = 123^{\circ}.00$$

This defines the longitude zero of l^I .

Ascending node of galactic plane on 1950 equator

$$\alpha = 18^{\text{h}} 49^{\text{m}}.0 = 282^{\circ} 15'$$

$$l^{\text{II}} = 33^{\circ}.00$$

$$\text{inclination} = 62^{\circ} 36'.0$$

Sun's distance from the galactic centre [2, 5, 6, 7]

$$R_0 = 10.0 \pm 0.8 \text{ kpc}$$

Sun's distance from the galactic plane [1, 4]

$$z_0 = 8 \pm 12 \text{ pc N of plane}$$

Oort constants of galactic rotation [1, 5, 6, 8]

$$A = +15.0 \pm 0.8 \text{ (km/s) kpc}^{-1} \rightarrow P = 0''.32 \text{ century}^{-1}$$

$$B = -10.0 \pm 0.8 \text{ (km/s) kpc}^{-1} \rightarrow Q = -0''.21 \text{ century}^{-1}$$

$$A - B = 25 \pm 1 \text{ (km/s) kpc}^{-1}$$

$$P - Q = \omega = 0''.53 \text{ century}^{-1}$$

Rotational velocity in solar neighbourhood

$$v_c = R_0(A - B) = 250 \text{ km/s}$$

Potential energy of galactic system [8]

$$= 1.5 \times 10^{59} \text{ erg}$$

Escape velocity [1, 2, 9, 12]

$$\text{from galactic centre} = 700 \text{ km/s}$$

$$\text{from near Sun} = 360 \text{ km/s}$$

$$\text{from rim of Galaxy} = 240 \text{ km/s}$$

Mean sky brightness due to stars near galactic pole

$$= 43 (V = 10) \text{ stars deg}^{-2}$$

$$m_V = 5.9 \text{ per deg}^2 = 23.7 \text{ per } (")^2$$

Surface brightness of Galaxy near Sun viewed from outside from direction of pole

$$m_V = 5.2 \text{ per deg}^2$$

Optical thickness of Galaxy (pole to pole near Sun) for random sight-line [1, 10, 11]

$$\begin{aligned} 2\tau_0 &= 0.72 \text{ mag (V = vis)} \\ &= 0.94 \text{ mag (B)} \end{aligned}$$

Random absorption of extragalactic objects

$$= \tau_0 \text{ cosec } b$$

Effective thickness of Galaxy (pole to pole near Sun) referred to interstellar absorption

$$= 300 \text{ pc}$$

Positions of spiral arms [1, 13].

The spiral arms are considered to be located by open clusters, O-associations, H II regions, and interstellar absorption.

Perpendicular distance between spiral arms

$$\simeq 1.6 \text{ kpc}$$

Thickness of an arm = 0.6 kpc

Direction of arms near Sun $l^{\text{III}} = 63^\circ$ to 243°

Arms near the Sun cut the radius from the Galactic centre as follows [13, 16]

Perseus arm at 12.3 kpc

Orion, Car-Cyg arm at 10.4 kpc

Sagittarius arm at 8.7 kpc

Relaxation time t_0 = time to establish Maxwellian velocity or to make a star change its orbit significantly

$$t_0 \text{ near Sun} = 2.6 \times 10^6 v^3 \text{ year } [v \text{ in km/s}]$$

where v is the velocity of a star relative to nearby stars and interstellar matter.

Age of Galaxy [1, 15] = 12×10^9 y

Rotational velocity v_{rot} and distance ϖ from the galactic centre [1, 12, 16, 17].

ϖ in kpc	0	1	2	3	5	7	9	10	15	20	40
v_{rot} in km/s	0	200	183	198	229	244	255	250	219	193	139

- [1] *A.Q.* 1, § 130; 2, § 133.
 [2] K. A. Innanen, *Z. Ap.*, **64**, 158, 1966.
 [3] P. W. Hodge, *P.A.S.P.*, **78**, 72, 1966.
 [4] A. Blaauw, C. S. Gum *et al.*, *M.N.*, **121**, 123, 132, 150, 164, 1960.
 [5] M. W. Feast and M. Shuttleworth, *M.N.*, **130**, 245, 1965.
 [6] W. E. Howard and J. G. Kink, *A.J.*, **70**, 434, 1965.
 [7] P. G. Martin, *M.N.*, **153**, 251, 1971.
 [8] E. A. Kreiken, *Indonesia O.S.R., Pub.*, **10**, 1950.
 [9] M. Schmidt, *B.A.N.*, **13**, 15, 1956.
 [10] H. Neckel, *Z. Ap.*, **62**, 180, 1965.
 [11] G. de Vaucouleurs and G. M. Malik, *M.N.*, **142**, 387, 1969.
 [12] L. Perek, *B.A. Czech.*, **17**, 333, 1966.
 [13] W. Becker, *Galaxy and Mag. Clouds*, I.A.U. Symp., **20**, p. 16, 1964.
 [14] D. E. Osterbrock, *Ap. J.*, **116**, 164, 1952.
 [15] A. Sandage, *Ap. J.*, **162**, 841, 1970.
 [16] S. Sharples, p. 131; Kerr and Westerhout, p. 167; M. Schmidt, p. 513, in *Galactic Structure* ed. Blaauw and Schmidt, Chicago, 1965.
 [17] W. W. Shane and G. P. Bieger-Smith, *B.A.N.*, **18**, 263, 1966.

Models of Galaxy [2, 9, 12]

- ϖ = radial distance from galactic axis
- z = distance from galactic plane
- K_z = acceleration towards galactic plane
- ρ, ρ_0 = density (ρ_0 in solar neighbourhood = $0.13 M_{\odot}/pc^3$)

$\log(\rho/\rho_0)$

z in kpc	ϖ in kpc						
	0	1	2	5	8	10	15
0.0	2.6	1.71	1.15	0.64	0.27	0.00	-1.1
0.2	1.21	0.91	0.60	0.24	-0.10	-0.41	-2.2
0.5	0.28	0.18	0.03	-0.25	-0.62	-1.1	-3.2
1.0	-0.26	-0.35	-0.50	-0.93	-1.29	-1.5	-3.2
2	-0.62	-0.66	-0.72	-1.02	-1.36	-1.7	-3.2
5	-1.3	-1.3	-1.3	-1.5	-1.9	-2.4	-3.3
10	-2.8	-2.8	-2.8	-2.9	-3.0	-3.2	-3.7

Potential in units of 1000 (km/s)²

z in kpc	ϖ in kpc						
	1	2	5	8	10	15	20
0.0	193	152	103	75	60	38	28
0.2	188	150	102	74	60	38	28
0.5	175	145	100	73	60	38	28
1.0	154	135	97	72	59	38	28
2	124	116	89	68	57	38	28
5	80	78	68	56	49	35	27
10	49	48	45	41	38	30	25
20	27	26	26	25	24	22	20

Note that escape velocity = $(2 \times \text{potential})^{1/2}$.

K_z in $10^{-9} \text{ cm s}^{-2}$

z in kpc	ϖ in kpc						
	1	2	5	8	10	15	20
0.1	95	30	10	4.3	2.5	0.2	0.03
0.2	132	45	15	7.2	4.1	0.3	0.06
0.5	146	62	22	10.6	5.8	0.6	0.14
1.0	120	65	25	11.5	6.4	1.0	0.27
2	74	55	25	12.1	7.3	1.7	0.55
5	31	29	19	11.2	8.0	2.9	1.15
10	13	12	10	7.7	6.1	3.6	1.72
20	4	4	4	3.2	2.9	2.2	1.57

§ 135. Galaxies (Extragalactic Nebulae)

Galaxies may be classified according to the Hubble scheme [2] and include:

Elliptical galaxies, $E_0 \leftrightarrow E_7$

i.e. E_n where $n/10 =$ ellipticity $\epsilon = (a-b)/a$, with a and b the greater and smaller diameters.

Lenticular galaxies, SO.

Normal spirals Sa, Sb, Sc in increasing openness.

Barred spirals SBa, SBb, SBc in increasing openness.

Irregularities, Ir I, Ir II of populations I and II.

Poorly defined spirals between Sc and Ir may be denoted Sd. p = peculiar.

More detailed classifications are available [3, 4].

Dimensions and type. There is a wide diversity of size and magnitude within each type.

Ir types are small and faint [4].

Change of colour, spectrum and mass/luminosity with type [1].

Type	$B - V$	Sp nuclear region	M/L
E	0.9	G4	M/L 80
SO	0.9	G3	50
Sa	0.9	G2	30
Sb	0.8	G0	20
Sc	0.6	F6	10
Ir	0.5		3

The *luminosity function* of galaxies [5] reveals an unrestricted number of faint galaxies.

Hence, instead of random mean values, we use the mean selected to a limiting apparent magnitude; these apparent means are denoted by a $\bar{}$.

Apparent mean absolute magnitude and dispersion [5]

$$\bar{M}_V = -20.3 \quad \sigma = \pm 1.6 \text{ mag}$$

Luminosity function [5, 18]

$\phi(M)$ = number of galaxies per absolute magnitude range per $(\text{Mpc})^3$.

$\lambda(M)$ = luminous emission per magnitude range expressed in $10^6 \mathcal{L}_\odot / (\text{Mpc})^3$.

M	-22	-21	-20	-19	-18	-17	-16	-15	-14
$\log \phi(M)$	-5	-3.5	-2.3	-1.8	-1.6	-1.3	-1.0	-0.9	-0.8
$\lambda(M)$	1	10	50	60	50	40	30	20	10

Total emission λ [18, 19] = $2.2 \times 10^{-10} \mathcal{L}_\odot / \text{pc}^3$

Stars per galaxy = 10^{11}

Local group of galaxies. Our Galaxy excluded [1, 7, 8, 9]

Galaxy	NGC IC	Type	μ	b^{μ}	Diam. ang.	lin. '	ϵ	Dist. [11, 12]	V	B - V	M_V [11]	v_{rot} [14, 15]	v_r	$\log M$ [11, 12]
						kpc		kpc				km/s		in M_{\odot}
LMC		Ir I	280	-33	460	7	0.2	52	0.1	0.5	-18.7	95	+270	10.0
SMC		Ir I	330	-45	150	3	0.5	63	2.4	0.5	-16.7		+168	9.3
And neb. M31	224	Sb	121	-22	100	16	0.7	670	3.5	0.8	-21.1	280	-275	11.5
M32	221	E2	121	-22	5	1	0.2	660	8.2	0.9	-16.3		-210	9.5
	205	E5	121	-21	12	2	0.5	640	8.2	0.8	-16.3		-240	9.9
Tri neb. M33 [10]	598	Sc	134	-31	35	6	0.3	730	5.7	0.6	-18.8	104	-190	10.1
	147	Ep	120	-14	9	1	0.4	660	9.6	0.9	-14.8		-250	9
	185	Ep	121	-14	6	1	0.1	660	9.4	0.9	-15.2		-300	9
IC 1613		Ir I	130	-61	12	1	0.1	740	9.6	0.5	-14.8	60	-240	8.4
	6822	Ir	25	-18	15	2	0.4	470	8.6	0.5	-15.6	110	-40	8.5
Sculptor system [16]		E	285	-83	30	1	0.6	85	7	0.8	-12		+40	6.5
Formax	"	E	237	-66	40	2	0.6	170	7	0.8	-13			7.3
Leo I	"	E4	226	+49	10	1	0.4	230			-11			6.6
Leo II	"	E1	220	+67	8	1	0.1	230			-9.5			6.0
Draco	"	E	86	+35	15		0.3	67			-8.5			5
UMi	"	E	104	+45	40		0.5	67			-9			5
Maffei (IR) in IC 1805		SO	136	-1	0.5			1000	11	3	-20			11.3

Selected brighter galaxies ($V < 9$). Local group is excluded [1, 7, 8]

Galaxy	NGC IC	Type	μ	b_{II}	Diam.		ϵ	Dist. [11, 12]	V	$B - V$	M_V [11]	v_{rot} [14, 15]	v_{cor} [1, 8, 11, 13]	$\log \mathcal{M}$ in \mathcal{M}_{\odot}
					ang.	lin.								
	55	Sc	333	-76	25	12	0.9	Mpc	7.2		-19.9	75	+190	10.5
	253	Sc	75	-89	22	13	0.8	2.3	7		-20	265	-70	11
	2403	Sc	151	+28	18	11	0.4	2.4			-19.2	170	+190	10.1
M81	3031	Sb	142	+41	20	16	0.5	3.2	8.4	0.5	-20.9	260	+80	11.2
M82	3034	Ir II	141	+41	8	7	0.7	3	8.2	0.9	-19.6	180	+400	10.5
	3115	E7	247	+37	4	5	0.7	4	9.1	1.0	-19.3		+430	10.9
M106	4258	Sb	138	+69	15	17	0.6	4.0	8.2	0.8	-20.1	300	+480	11.0
M87	4486	E1	283	+75	4	13	0.2	13	8.7	1.0	-21.7		+1220	12.6
M104 Sombrero	4594	Sa	298	+51	6	8	0.3	12	8.1	1.0	-22		+1050	11.7
M94	4736	Sb	123	+76	7	10	0.2	4.5	8.2	0.8	-20.4	180	+340	11.0
M64	4826	Sb	316	+84	8	12	0.5	3.9	8.4	0.9	-19.7	185	+360	10.9
	4945	Sb	305	+13	12	14	0.8	4.0	7		-21			
M63	5055	Sb	105	+74	10	15	0.5	4.6	8.4	0.9	-20.0	250		9
Cen A	5128	E0p	310	+19	14	15	0.2	4.4	7		-20		+260	11.3
M51 Whirlpool	5194	Sc	105	+69	9	9	0.4	3.8	8.2	0.6	-19.7	325	+550	10.9
M83	5236	SBc	315	+32	10	12	0.2	3.2	7.2	0.7	-20.6	320	+320	
M101 Pinwheel [10]	5457	Sc	102	+60	20	23	0.0	3.8	7.5	0.6	-20.3	285	+400	11.2
	7793	Sd	4	-77	6	4	0.4	2.6	8.8		-18.4		+290	

Masses and Mass/Luminosity ratio [8]

Type		Sb	Sc	Ir
log \mathcal{M}	in \mathcal{M}_\odot	11.5	10.8	10.0
$\mathcal{M}_{\text{HI}}/\mathcal{M}$		0.01	0.08	0.16
$\mathcal{M}/\mathcal{L}_{\text{FR}}$	in \odot units	7	7	9

\mathcal{M}_{HI} = mass of neutral hydrogen.

Mean mass

$$\bar{\mathcal{M}} = 8 \times 10^{10} \mathcal{M}_\odot$$

Space density of galaxies

$$= 0.02 \text{ apparent mean galaxies Mpc}^{-3}$$

Smoothed density of galactic matter throughout space (§ 138) [6]

$$\log \rho = -30.7 \quad [\rho \text{ in } \text{g cm}^{-3}]$$

Number N_m of galaxies per deg^2 brighter than m_v [1]

$$\begin{aligned} \log N_m &= 0.50 (m_v - 14.4) \\ &= 0.60 (m_v - \Delta m) - 8.4 \end{aligned}$$

where Δm is the correction to the observed magnitude required by red shift, etc.

Mean sky brightness due to galaxies [1]

$$= 1.4 (m_v = 10) \text{ deg}^{-2}$$

Luminous emission from galaxies [6] = $3 \times 10^8 \mathcal{L}_\odot / (\text{Mpc})^3$

Median galactic latitude of observed galaxies

$$\bar{b} = 49^\circ$$

The tabulated *diameters* are intended to be representative (§ 6). However no such measurements are available and the values quoted are between the extreme and the core diameters.

The tabulated *velocities* are

v_r = observed radial velocity (for local group)

v_{cor} = corrected for Galaxy rotation (for brighter galaxies)

v_{rot} = maximum rotational velocity

Random velocities of galaxies [1] $\simeq 100 \text{ km/s}$

Speed of recession and distance, the Hubble constant (§ 138)

$$v = 60 \text{ km/s Mpc}^{-1}$$

- [1] *A.Q.* 1, § 131; 2, § 134.
 [2] E. Hubble, *Ap. J.*, **64**, 321, 1926.
 [3] G. de Vaucouleurs, *Ap. J. Supp.*, **8**, 31, 1963.
 [4] G. de Vaucouleurs, *Handb. Phys.*, **53**, 275, 1959.
 [5] T. Kiang, *M.N.*, **122**, 263, 1961.
 [6] S. van den Bergh, *Z. Ap.*, **53**, 219, 1961.
 [7] S. van den Bergh, *J.R.A.S. Canada*, **62**, 145, 219, 1968; and *Observers Handb.*, 1972, p. 96.
 [8] E. E. Epstein, *A.J.*, **69**, 490, 1964.
 [9] S. van den Bergh, *Landolt-Börnstein Tables*, Group VI, 1, 674, Springer, 1965.
 [10] S. Jacobsson, *Astron. Ap.*, **5**, 413, 1970.
 [11] K. C. Freeman (Sandage, Stokes), *Ap. J.*, **160**, 811 (831), 1970.
 [12] A. Sandage and G. A. Tammann, *Ap. J.*, **167**, 293, 1971.
 [13] R. Fish, *Ap. J.*, **139**, 284, 1964.
 [14] B. Takase and H. Kinoshita, *P.A.S. Jap.*, **19**, 409, 1967.
 [15] P. Brosche, *Z. Ap.*, **66**, 161, 1967.
 [16] P. W. Hodge and R. W. Michie, *A.J.*, **74**, 587, 1969.
 [17] B. M. Lewis, *Astron. Ap.*, **16**, 165, 1972.
 [18] S. L. Shapiro, *A.J.*, **76**, 291, 1971.
 [19] T. W. Noonan, *A.S.P. Leaflet* No. 495, 1970.

§ 136. Quasars and Seyfert Galaxies

Quasars [2] are starlike objects that exhibit redshifts z much larger than those of ordinary stars. QSO's are quasars selected on the basis of purely optical criteria, while QSS's are quasars selected by both optical and radio criteria.

$$z = \Delta\lambda/\lambda_0$$

Spectrum lines frequently used for z determination

H	$H\beta \rightarrow H\epsilon$
Mg II	2796 \rightarrow 2803 Å
C IV	1549 Å
C III	1909 Å

Shifts determined from absorption lines are frequently less than z from emission lines.

Distances D (based on $q_0 = 1, \Lambda = 0$ cosmology)

$$D = (c/H)z = 5000z \text{ Mpc}$$

$$H = \text{Hubble constant}$$

The Seyfert galaxies, N galaxies, the Haro galaxies, some of Zwicky's compact galaxies, and the QSS's are all characterized by condensed structures and relatively rich emission-line spectra [8].

In the selected Seyfert galaxy table \mathcal{M}_H and \mathcal{M}_T refer to the neutral hydrogen and total masses.

Selected Seyfert galaxies [8, 9, 10]

NGC	1950			Type	Diam.	rad. vel.	dist.	rot. vel.	r of max. rot. vel.	log \mathcal{M}_H	log \mathcal{M}_T
	α	δ									
1068	h	m	° ' "	Sb	'	km/s	Mpc	km/s	'	in	\mathcal{M}_\odot
1275	02 40	-0 14			5	1100	11	290	2.0	9.1	11.3
3227	03 16	+41 20		Sa	3	1200	13	190	1.4	8.7	11.0
4051	10 21	+20 07		Sbc	4	670	7		1.7	8.9	11.0
4151	12 01	+44 48		Sab	3	980	11	140	1.2	9.0	10.5
7469	12 08	+39 41						50			
	23 01	+08 36									

r = radius

- [1] A.Q. 1 and 2, — —.
- [2] M. Schmidt, *Ap. J.*, **162**, 371, 1970.
- [3] J. B. de Veny, Osborn, Janes, *P.A.S.P.*, **83**, 611, 1971.
- [4] M. Schmidt, *Ap. J.*, **151**, 393, 1968.
- [5] M. Schmidt, *Ann. Rev. Astron. Ap.*, **7**, 527, 1969.
- [6] E. M. Burbidge, *Ann. Rev. Astron. Ap.*, **5**, 399, 1967.
- [7] E. M. Lindsay, *Irish A.J.*, **7**, 257, 1966.
- [8] K. S. Anderson, *Ap. J.*, **162**, 743, 1970.
- [9] R. J. Allen *et al.*, *Astron. Ap.*, **10**, 198, 1971.
- [10] E. J. Wampler, *Ap. J.*, **164**, 1, 1971.

Typical measured diameters (by scintillation) [7]
 $\simeq 0''.1 \leftrightarrow 0''.02$

Typical cosmological diameters [7]
 $y = 1000 \text{ pc} \leftrightarrow 100 \text{ pc}$
 from $y = cz\theta/H(1+z)^2$
 for $q_0 = 1$, $\Lambda = 0$, $\theta = \text{angular diameter}$

Typical magnitude $M \simeq -24 \leftrightarrow -25$

Typical emission energy [6] $= 10^{47} \text{ erg s}^{-1}$

In the table of selected quasars the quasars are identified as usual from various catalogues and by approximate α and δ . The table gives B , V photometry, z and radio flux at 500 MHz, $f(500)$.

Selected Quasars [2, 3, 4]

Quasar	1950		V	$B - V$	z	$\log f(500)$
	α	δ				
3C 2	00 04	0	19.35	+0.79	1.037	-25.18
3C 9	00 18	+15	18.21	+0.23	2.012	-25.21
PHL 957	01 01	+13	16.60		2.720	
3C 47	01 34	+21	18.10	+0.05	0.425	-25.00
3C 48	01 35	+33	16.20	+0.42	0.367	-24.54
PHL 1377	02 33	-04	16.46	+0.15	1.434	
3C 138	05 18	+17	18.84	+0.53	0.759	-24.99
3C 147	05 39	+50	17.80	+0.65	0.545	-24.48
3C 191	08 02	+10	18.40	+0.25	1.952	-25.37
4C 05.34	08 05	+05	18.00		2.877	
3C 215	09 04	+17	18.27	+0.21	0.411	-25.39
PKS 0957	09 58	0	17.57	+0.47	0.907	
3C 245	10 40	+12	17.27	+0.46	1.029	-25.34
3C 249.1	11 00	+77	15.72	-0.02	0.311	-25.29
PKS 1217	12 18	+02	16.53	-0.02	0.240	
3C 270.1	12 18	+34	18.61	+0.19	1.519	-25.29
3C 273	12 27	+02	12.80	+0.21	0.158	-24.27
3C 275.1	12 41	+17	19.00	+0.23	0.557	-25.16
3C 277.1	12 50	+57	17.93	-0.17	0.320	-25.29
3C 279	12 54	-06	17.75	+0.26	0.536	
3C 323.1	15 46	+21	16.69	+0.11	0.264	-25.32
3C 334	16 18	+18	16.41	+0.12	0.555	-25.32
3C 345	16 41	+40	15.96	+0.29	0.594	-25.21
3C 351	17 04	+61	15.28	+0.13	0.371	-25.22
3C 446	22 23	-05	18.39	+0.44	1.404	
3C 454.3	22 51	+16	16.10	+0.47	0.859	-25.06

in W m^{-2}
 $\text{s}^{-1} \text{Hz}^{-1}$

§ 137. Clusters and Groups of Galaxies

As far as possible the data are adjusted to a Hubble constant of 60 km/s Mpc⁻¹.

Average diameter of clusters of galaxies [1, 2]
= 5 Mpc

Average number of galaxies per cluster [1, 2]
= 130

Pole of local supergalaxy [3, 4]

$$l^{\text{II}} = 47^\circ \quad b^{\text{II}} = +6^\circ$$

with the centre of the system in the direction of the Virgo cluster ($l^{\text{II}} = 283^\circ$,
 $b^{\text{II}} = +75^\circ$).

Red shift and radial velocity v

$$z = \Delta\lambda/\lambda_0 = v/c \text{ for small } z$$

Clusters of galaxies

Cluster	No. of gals [1]	l^{II} [1]	b^{II} [1]	Diam. [6]	Dist. [5]	v_r [1, 6, 7]	gal. per vol.	m_V (10) [1]	z
		°	°	°	Mpc	km/s	Mpc ⁻³		
Virgo	2500	284	+74	12	19	+1180	500	9.4	0.004
Pegasus I	100	86	-48	1	65	3700	1100	12.5	0.013
Pisces	100	128	-29	10	66	5000	250	13.0	0.017
Cancer	150	202	+29	3	80	4800	500	13.4	0.016
Perseus	500	150	-14	4	97	5400	300	13.6	0.018
Coma	800	80	+88	4	113	6700	40	13.5	0.022
UMa III	90	152	+64	0.7	132		200	14.5	
Hercules	300	31	+44	0.1	175	10300		14.5	0.034
Pegasus II		84	-47			12800		15.2	0.043
Cluster A	400	144	-78	0.9	240	15800	200	16.0	0.053
Centaurus	300	313	+31	2	250		10	15.6	
UMa I	300	140	+58	0.7	270	15400	100	16.0	0.051
Leo	300	232	+53	0.6	310	19500	200	16.3	0.065
Gemini	200	182	+19	0.5	350	23300	100	16.7	0.078
Cor. Bor.	400	41	+56	0.5	350	21600	250	16.3	0.072
Cluster B	300	345	-55	0.6	330		200	16.3	
Boötes	150	50	+67	0.3	650	39400	100	18.0	0.131
UMa II	200	149	+54	0.2	680	41000	400	18.0	0.137
Hydra		226	+30		1000	60600		18.6	0.201

[1] A.Q. 1, § 132; 2, § 135.

[2] E. Herzog, Wild, Zwicky, *P.A.S.P.*, **69**, 409, 1957.

[3] G. de Vaucouleurs, *A.J.*, **63**, 253, 1958.

[4] S. van den Bergh, *J.R.A.S. Canada*, **62**, 145, 219, 1968.

[5] J. L. Sérsic, *Z. Ap.*, **50**, 168, 1960.

[6] F. Zwicky, *Handb. Phys.*, **53**, 373, 390, 1959.

[7] M. L. Humason, Mayall, Sandage, *A.J.*, **61**, 97, 1956.

Near groups of galaxies [4, 5]

Group	α	δ	NGC galaxies included	Dist.	v
	h m	°		Mpc	km/s
Local	—	—	§ 135	0.6	
M81	09 50	+ 69	3031, 2403, 4236, 2366, 2574, 2976	3.4	
Scl (S Gal pole)	00 45	- 26	55, 247, 253, 300, 7793	3.7	
M101 CVn	12 50	+ 41	5194, 5457, 5204, 5474, 5585, 5907	7.0	500
UMa groups	11 10	+ 57	4736, 4258, 4395, 4656, 4449, 4214, 4051, 5055, 4631, 4490, 4459, 4618	7	550
Leo M66, 96	11	+ 12	3368, 3623, 3351, 3627, 3338, 3367, 3346, 3810, 3389, 3423	11	790

§ 138. The Universe

Speed of recession of distant galaxies (Hubble constant) [2, 3, 4, 5]

$$H = 60 \text{ (km/s) Mpc}^{-1} (\pm 0.13 \text{ dex})$$

$$= 2.0 \times 10^{-18} \text{ s}^{-1} = 6.2 \times 10^{-11} \text{ y}^{-1}$$

H is considered to lie in the range $45 \leftrightarrow 120$.

Hubble time

$$1/H = 5.1 \times 10^{17} \text{ s} = 16 \times 10^9 \text{ y}$$

Hubble distance

$$R = c/H = 5000 \text{ Mpc} = 1.5 \times 10^{28} \text{ cm}$$

Volume constant

$$(4\pi/3)R^3 = 15 \times 10^{84} \text{ cm}^3 = 5.2 \times 10^{11} \text{ Mpc}^3$$

Density of galactic material throughout universe [6, 8, 9]

$$= 2 \times 10^{-31} \text{ g cm}^{-3} = 1 \times 10^{-7} \text{ atoms cm}^{-3}$$

$$= 3 \times 10^9 \mathcal{M}_\odot/\text{Mpc}^3$$

Density required to contain expanding universe [8]

$$= 1 \times 10^{-29} \text{ g/cm}^3$$

Such a density could come from intergalactic material [7] but is not clearly observed.

Recessional velocity

$$v = cz$$

where $z = \Delta\lambda/\lambda_0$ and is small.

Cosmological constant

$$\Lambda \simeq 0 \quad [3]$$

Deceleration parameter

$$q_0 = 1.0 \pm 0.8 \quad [3]$$

Relation between luminosity-distance D and z in some cosmological models [3, 10]

$$D = cz(1 + \frac{1}{2}z)/H \quad \text{Milne (spectral relativity)}$$

$$D = cz/H \quad q_0 = 1, \Lambda = 0$$

$$D = cz(1 + z)/H \quad \text{Steady-state, de Sitter}$$

Time scales [3]

- Formation of chemical elements 7×10^9 y
- Life of galaxy and globular clusters 12×10^9 y
- Life of universe in approximately its present form 15×10^9 y
- Time for development of a supernova 1×10^9 y

Radiation density u throughout universe [1, 11, 12].

The radiation can be separated fairly clearly into the following four components.

- Radio wave $\log u = -19$ in erg cm^{-3}
- Micro wave $\log u = -12.2$ „
- Optical region $\log u = -13.9$ „
- X-rays $\log u = -15.5$ „

Spectral distribution of the spectral radiation density u_{sp} which is expressed logarithmically in erg cm^{-3} (dex of ϵ or λ)⁻¹ [11, 12].
 Photon energy in ergs $\epsilon = 1.99 \times 10^{-8}/\lambda$ [λ in Å].

Radio			Microwave			Optical			X-ray		
log ϵ	λ	log u_{sp}	log ϵ	λ	log u_{sp}	log ϵ	λ	log u_{sp}	log ϵ	λ	log u_{sp}
-23	200 km	-23							-9	20 Å	-16.4
-22	20 km	-21	-17	20 cm	-16.7	-13	20 μ	-15.1	-8	2 Å	-15.7
-21	2 km	-19.8	-16	2 cm	-13.6	-12	2 μ	-13.8	-7	0.2 Å	-15.6
-20	200 m	-19.4	-15	2 mm	-12.2	-11	2000 Å	-14.2	-6	0.02 Å	-15.8
-19	20 m	-19.4	-14	200 μ	-18	-10	200 Å	-20	-5	0.002 Å	-16
-18	2 m	-20									

- [1] *A.Q.* 1, § 126 + § 133; 2, § 129 + § 136.
- [2] A. Sandage, *Ap. J.*, **152**, L 149, 1968.
- [3] A. Sandage, *A.S.P. Leaflets*, Nos. 477, 478, 1968; *Phys. Today*, **23**, 34, 1970.
- [4] G. de Vaucouleurs, *Ap. J.*, **159**, 435, 1970.
- [5] P. D. Noerdlingen, *Nature*, **232**, 393, 1971.
- [6] S. L. Shapiro, *A.J.*, **76**, 291, 1971.
- [7] J. H. Oort, *Astron. Ap.*, **7**, 405, 1970.
- [8] T. W. Noonan, *A.S.P. Leaflets*, No. 495, 1970.
- [9] F. Hoyle, *Observatory*, **86**, 217, 1966.
- [10] C. G. McVittie, *Phys. Today*, p. 70, July 1964.
- [11] H. Ogelman, *NASA (Goddard)*, N 69-29652-660, p. 13, 1969.
- [12] R. J. Gould and G. P. Schreder, *Phys. Rev.*, **155**, 1407, 1967.
- [13] A. Sandage and G. A. Tammann, *Sky and Tel*, **43**, 229, 1972.

CHAPTER 15
INCIDENTAL TABLES

§ 139. The Julian Date

J.D. = Julian day.

Noon Jan. 1 (Julian)		4713 B.C. = J.D.	0.0
„ Jan. 1 „	1 B.C. =	0 A.D. = J.D.	1 721058.0
„ Jan. 1 „		1 A.D. = J.D.	1 721424.0
„ Jan. 1 „		1770 A.D. = J.D.	2 367551.0
„ Jan. 1 (Gregorian)		1770 A.D. = J.D.	2 367540.0
„ Mar. 1 „		1770 A.D. = J.D.	2 367599.0

Julian day at noon (UT) on 1st March

Mar. 1	J.D.	Mar. 1	J.D.	Mar. 1	J.D.	Mar. 1	J.D.
1770	2367599	1830	2389513	1890	2411428	1950	2433342
1780	2371252	1840	2393166	1900	2415080	1960	2436995
1790	2374904	1850	2396818	1910	2418732	1970	2440647
1800	2378556	1860	2400471	1920	2422385	1980	2444300
1810	2382208	1870	2404123	1930	2426037	1990	2447952
1820	2385861	1880	2407776	1940	2429690	2000	2451605

[1] *A.Q.* 1, § 134; 2, § 137.

§ 140. The Greek Alphabet

Alpha	Α	α	Iota	Ι	ι	Rho	Ρ	ρ
Beta	Β	β	Kappa	Κ	κ, κ	Sigma	Σ	σ, σ
Gamma	Γ	γ	Lambda	Λ	λ	Tau	Τ	τ
Delta	Δ	δ	Mu	Μ	μ	Upsilon	Υ	υ
Epsilon	Ε	ε, ε	Nu	Ν	ν	Phi	Φ	φ, φ
Zeta	Ζ	ζ	Xi	Ξ	ξ	Chi	Χ	χ
Eta	Η	η	Omicron	Ο	ο	Psi	Ψ	ψ
Theta	Θ	θ, θ	Pi	Π	π, π	Omega	Ω	ω

[1] *A.Q.* 1, § 135; 2, § 138.

§ 141. Precession Table

Precession in R.A. for 10 years

In minutes of time. + = R.A. increasing

Dec.	Hours of R.A. for NORTHERN objects										Hours of R.A. for SOUTHERN objects						Dec.																					
	6	7	8	9	10	11	12	13	14	15	16	17	18	19	20	21		22	23	24																		
80°	+1.77	+1.73	+1.60	+1.40	+1.14	+0.84	+0.51	+0.19	-0.12	-0.38	-0.70	-0.75	+0.512	+0.512	+0.512	+0.512	+0.512	+0.512	+0.512	+0.512	+0.512	+0.512	+0.512	m	m	m	m	m	m	m	m	m	m	m	m			
70°	1.12	1.10	1.04	0.94	0.82	0.67	0.51	0.35	+0.21	+0.08	-0.08	-0.10	0.705	0.705	0.705	0.705	0.705	0.705	0.705	0.705	0.705	0.705	0.705	0.705	70°	70°	70°	70°	70°	70°	70°	70°	70°	70°	70°	70°		
60°	0.898	0.885	0.846	0.785	0.705	0.612	0.512	0.412	+0.319	+0.240	+0.178	+0.126	0.645	0.645	0.645	0.645	0.645	0.645	0.645	0.645	0.645	0.645	0.645	0.645	60°	60°	60°	60°	60°	60°	60°	60°	60°	60°	60°	60°		
50°	0.778	0.768	0.742	0.700	0.645	0.581	0.512	0.444	+0.380	+0.324	+0.256	+0.247	0.606	0.606	0.606	0.606	0.606	0.606	0.606	0.606	0.606	0.606	0.606	0.606	50°	50°	50°	50°	50°	50°	50°	50°	50°	50°	50°	50°		
40°	0.699	0.693	0.674	0.644	0.606	0.560	0.512	0.464	+0.419	+0.380	+0.350	+0.325	0.576	0.576	0.576	0.576	0.576	0.576	0.576	0.576	0.576	0.576	0.576	0.576	40°	40°	40°	40°	40°	40°	40°	40°	40°	40°	40°	40°		
30°	0.641	0.636	0.624	0.603	0.576	0.546	0.512	0.479	+0.448	+0.421	+0.401	+0.388	0.533	0.533	0.533	0.533	0.533	0.533	0.533	0.533	0.533	0.533	0.533	0.533	30°	30°	30°	30°	30°	30°	30°	30°	30°	30°	30°	30°		
20°	0.593	0.590	0.582	0.570	0.553	0.533	0.512	0.491	+0.472	+0.455	+0.442	+0.431	0.522	0.522	0.522	0.522	0.522	0.522	0.522	0.522	0.522	0.522	0.522	0.522	20°	20°	20°	20°	20°	20°	20°	20°	20°	20°	20°	20°		
10°	0.552	0.550	0.546	0.540	0.532	0.522	0.512	0.502	+0.492	+0.484	+0.478	+0.473	0.512	0.512	0.512	0.512	0.512	0.512	0.512	0.512	0.512	0.512	0.512	0.512	10°	10°	10°	10°	10°	10°	10°	10°	10°	10°	10°	10°		
0°	+0.512	+0.512	+0.512	+0.512	+0.512	+0.512	+0.512	+0.512	+0.512	+0.512	+0.512	+0.512	0.484	0.484	0.484	0.484	0.484	0.484	0.484	0.484	0.484	0.484	0.484	0.484	0°	0°	0°	0°	0°	0°	0°	0°	0°	0°	0°	0°		
18	19	20	21	22	23	24	0	1	2	3	4	5	6	18	17	16	15	14	13	12	11	10	9	8	7	18	17	16	15	14	13	12	11	10	9	8	7	6

Precession in Dec. for 10 years

In minutes of arc. + = Dec. increasing, and hence numerical *S* dec. decreasing

Hours of R.A.																									
0	1	2	3	4	5	6	7	8	9	10	11	12	13	14	15	16	17	18	19	20	21	22	23	24	
+3.34	+3.23	+2.89	+2.36	+1.67	+0.86	0.0	-0.86	-1.67	-2.36	-2.89	-3.23	-3.34	-3.34	-3.34	-3.34	-3.34	-3.34	-3.34	-3.34	-3.34	-3.34	-3.34	-3.34	-3.34	-3.34

[1] A.Q. 1, § 137; 2, § 139.

§ 142. Annual Variations

Date	Sun's				$E - 12^h =$ Time Eq. app.-mean	Transit of φ		$R \simeq$ R.A. of mid- night meridian		
	R.A.		Dec.	Long.		Dist.	h	m	h	m
	h	m	°	°	AU	min	h	m	h	m
Jan. 1	18	44	-23.1	280	0.9833	-3.3	17	17	6	44
16	19	49	-21.1	295	0.9837	-9.6	16	18	7	43
Feb. 1	20	56	-17.3	312	0.9854	-13.5	15	15	8	46
16	21	56	-12.6	327	0.9879	-14.3	14	16	9	45
Mar. 1	22	46	-7.9	340	0.9909	-12.6	13	25	10	36
16	23	41	-2.0	355	0.9947	-8.9	12	26	11	36
Apr. 1	0	40	+4.3	11	0.9993	-4.2	11	23	12	39
16	1	34	+9.8	26	1.0035	0.0	10	24	13	38
May 1	2	31	+14.9	40	1.0076	+2.8	9	25	14	37
16	3	29	+18.9	55	1.0111	+3.7	8	26	15	36
June 1	4	34	+21.9	70	1.0141	+2.4	7	23	16	39
16	5	35	+23.3	84	1.0159	-0.4	6	24	17	38
July 1	6	38	+23.2	99	1.0167	-3.6	5	25	18	37
16	7	39	+21.5	113	1.0164	-5.9	4	26	19	37
Aug. 1	8	43	+18.2	128	1.0150	-6.3	3	23	20	40
16	9	40	+14.0	143	1.0126	-4.4	2	24	21	39
Sep. 1	10	39	+8.5	158	1.0092	-0.2	1	21	22	42
16	11	33	+2.9	173	1.0053	+4.8	0	22	23	41
Oct. 1	12	27	-2.9	187	1.0012	+10.1	23	19	0	40
16	13	21	-8.6	202	0.9969	+14.2	22	20	1	39
Nov. 1	14	23	-14.2	218	0.9926	+16.3	21	17	2	42
16	15	23	-18.6	233	0.9889	+15.3	20	18	3	42
Dec. 1	16	26	-21.7	248	0.9861	+11.2	19	20	4	40
16	17	32	-23.3	264	0.9841	+4.7	18	21	5	40

$$HA_* = UT + R - RA_* + \lambda_{east}$$

$$HA_{\odot} = UT + E + \lambda_{east}$$

The Sun's disk

P = position of N of Sun's axis measured eastward from N point of disk
 B_0 = heliographic latitude of Earth or central point of disk

Date	P	B_0	Date	P	B_0
	°	°		°	°
Jan 6	0.0	-3.6	July 7	0.0	+3.5
Feb. 5	-13.7	-6.3	Aug. 8	+13.0	+6.2
Mar. 6	-22.7	-7.25	Sept. 8	+22.7	+7.25
Apr. 7	-26.35	-6.2	Oct. 10	+26.35	+6.2
May 7	-23.1	-3.5	Nov. 9	+23.0	+3.5
June 6	-13.7	0.0	Dec. 8	+13.5	0.0

[1] *A.Q.* 1, § 138; 2, § 140.

[2] *Star Almanac.*

[3] *Astronomical Ephemeris.*

§ 143. Constellations

Constellation names, genitive endings, English meaning, 3-letter contractions, approximate positions, and areas. Pronunciation in [3, 4].

Constellation	gen.	Meaning [3, 4]	Contr.	α	δ	Area [2]
Andromeda	-dae	Chained maiden	And	h	°	(°) ²
Antlia	-liae	Air pump	Ant	1	40 N	722
Apus	-podis	Bird of paradise	Aps	10	35 S	239
Aquarius	-rii	Water bearer	Aqr	16	75 S	206
Aquila	-lae	Eagle	Aql	23	15 S	980
Ara	-rae	Altar	Ara	20	5 N	652
Aries	-ietis	Ram	Ari	17	55 S	237
Auriga	-gae	Charioteer	Aur	3	20 N	441
Boötes	-tis	Herdsmen	Boo	6	40 N	657
Caelum	-aeli	Chisel	Cae	15	30 N	907
Camelopardus	-di	Giraffe	Cam	5	40 S	125
Cancer	-cri	Crab	Cnc	6	70 N	757
Canes Venatici	-num -corum	Hunting dogs	CVn	9	20 N	506
Canis Major	-is -ris	Great dog	CMa	13	40 N	465
Canis Minor	-is -ris	Small dog	CMi	7	20 S	380
Capricornus	-ni	Sea goat	Cap	8	5 N	183
Carina	-nae	Keel	Car	21	20 S	414
Cassiopeia	-peiae	Lady in chair	Cas	9	60 S	494
Centaurus	-ri	Centaur	Cen	1	60 N	598
Cepheus	-phei	King	Cep	13	50 S	1060
Cetus	-ti	Whale	Cet	22	70 N	588
Chamaeleon	-ntis	Chamaeleon	Cha	2	10 S	1231
Circinus	-ni	Compasses	Cir	11	80 S	132
Columba	-bae	Dove	Col	15	60 S	93
Coma Berenices	-mae -cis	Berenice's hair	Com	6	35 S	270
Corona Australis	-nae -lis	S crown	CrA	13	20 N	386
Corona Borealis	-nae -lis	N crown	CrB	19	40 S	128
Corvus	-vi	Crow	Crv	16	30 N	179
Crater	-eris	Cup	Crt	12	20 S	184
Crux	-ucis	S cross	Cru	11	15 S	282
Cygnus	-gni	Swan	Cyg	12	60 S	68
Delphinus	-ni	Dolphin	Del	21	40 N	804
Dorado	-dus	Dorado fish	Dor	21	10 N	189
Draco	-onis	Dragon	Dra	5	65 S	179
Equuleus	-lei	Small horse	Equ	17	65 N	1083
Eridanus	-ni	River Eridanus	Eri	21	10 N	72
Fornax	-acis	Furnance	For	3	20 S	1138
Gemini	-norum	Heavenly twins	Gem	3	30 S	398
Grus	-ruis	Crane	Gru	7	20 N	514
Hercules	-lis	Kneeling giant	Her	22	45 S	366
Horologium	-gii	Clock	Hor	17	30 N	1225
Hydra	-drae	Water monster	Hya	3	60 S	249
Hydrus	-dri	Sea-serpent	Hyi	10	20 S	1303
Indus	-di	Indian	Ind	2	75 S	243
Lacerta	-tae	Lizard	Lac	21	55 S	294
				22	45 N	201

Constellation	gen.	Meaning [3, 4]	Contr.	α	δ	Area [2]
Leo	-onis	Lion	Leo	h	°	(^o) ²
Leo Minor	-onis -ris	Small Lion	LMi	11	15 N	947
Lepus	-poris	Hare	Lep	10	35 N	232
Libra	-rae	Scales	Lep	6	20 S	290
Lupus	-pi	Wolf	Lib	15	15 S	538
			Lup	15	45 S	334
Lynx	-ncis	Lynx	Lyn	8	45 N	545
Lyra	-rae	Lyre	Lyr	19	40 N	286
Mensa	-sae	Table (mountain)	Men	5	80 S	153
Microscopium	-pii	Microscope	Mic	21	35 S	210
Monoceros	-rotis	Unicorn	Mon	7	5 S	482
Musca	-cae	Fly	Mus	12	70 S	138
Norma	-mae	Square (level)	Nor	16	50 S	165
Octans	-ntis	Octant	Oct	22	85 S	291
Ophiuchus	-chi	Serpent bearer	Oph	17	0	948
Orion	-nis	Hunter	Ori	5	5 N	594
Pavo	-vonis	Peacock	Pav	20	65 S	378
Pegasus	-si	Winged horse	Peg	22	20 N	1121
Perseus	-sei	Champion	Per	3	45 N	615
Phoenix	-nisis	Phoenix	Phe	1	50 S	469
Pictor	-ris	Painter's easel	Pic	6	55 S	247
Pisces	-cium	Fishes	Psc	1	15 N	889
Piscis Austrinus	-is -ni	S fish	PsA	22	30 S	245
Puppis	-ppis	Poop (stern)	Pup	8	40 S	673
Pyxis (= Malus)	-xidis	Compass	Pyx	9	30 S	221
Reticulum	-li	Net	Ret	4	60 S	114
Sagitta	-tae	Arrow	Sge	20	10 N	80
Sagittarius	-rii	Archer	Sgr	19	25 S	867
Scorpius	-pii	Scorpion	Sco	17	40 S	497
Sculptor	-ris	Sculptor	ScI	0	30 S	475
Scutum	-ti	Shield	Set	19	10 S	109
Serpens (Caput and Cauda)	-ntis	Serpent. Head Tail	Ser	16	10 N	429
				18	5 S	+ 208
Sextans	-ntis	Sextant	Sex	10	0	314
Taurus	-ri	Bull	Tau	4	15 N	797
Telescopium	-pii	Telescope	Tel	19	50 S	252
Triangulum	-li	Triangle	Tri	2	30 N	132
Triangulum Australe	-li -lis	S Triangle	TrA	16	65 S	110
Tucana	-nae	Toucan	Tuc	0	65 S	295
Ursa Major	-sae -ris	Great Bear	UMa	11	50 N	1280
Ursa Minor	-sae -ris	Small Bear	UMi	15	70 N	256
Vela	-lorum	Sails	Vel	9	50 S	500
Virgo	-ginis	Virgin	Vir	13	0	1294
Volans	-ntis	Flying fish	Vol	8	70 S	141
Vulpecula	-lae	Small fox	Vul	20	25 N	268

[1] *A.Q.* 1, § 139; 2, § 141.[2] *B.A.A. Handb.*, 1961, p. 25.[3] E. G. Oravec, *Sky and Tel.*, 17, 219, 1958.[4] *Norton's Star Atlas*, pp. xvi, 52, last page, Gall and Inglis, 1959.

§ 144. The Messier Objects

Op Cl = open cluster; Glob = globular cluster; Plan = planetary nebula; Neb = diffuse nebula; Gal. = galaxy (with classification).

Messier	NGC IC	Type	Con.	1950		m_v	Name, etc		
				α				δ	
				h	m			°	'
M 1	1952	Crab	Tau	05	31.5	+21 59	8.4	Crab neb	
2	7089	Glob	Agr	21	30.9	-01 03	6.3		
3	5272	Glob	CVn	13	39.9	+28 38	6.2		
4	6121	Glob	Sco	16	20.6	-26 24	6.1		
5	5904	Glob	Ser	15	16.0	+02 16	6.0		
6	6405	Op Cl	Sco	17	36.8	-32 11	5.5	Lagoon neb	
7	6475	Op Cl	Sco	17	50.7	-34 48	5		
8	6523	Neb	Sgr	18	01.6	-24 20	5.8		
9	6333	Glob	Oph	17	16.2	-18 28	7.6		
10	6254	Glob	Oph	16	54.5	-04 02	6.4		
11	6705	Op Cl	Set	18	48.4	-06 20	6.5		
12	6218	Glob	Oph	16	44.6	-01 52	6.7		
13	6205	Glob	Her	16	39.9	+36 33	5.8		
14	6402	Glob	Oph	17	35.0	-03 13	7.8		
15	7078	Glob	Peg	21	27.6	+11 57	6.3		
16	6611	Op Cl	Ser	18	16.0	-13 48	6.5	Omega neb	
17	6618	Neb	Sgr	18	18.0	-16 12	7		
18	6613	Op Cl	Sgr	18	17.0	-17 09	7.2		
19	6273	Glob	Oph	16	59.5	-26 11	6.9		
20	6514	Neb	Sgr	17	58.9	-23 02	8.5		Trifid neb
21	6531	Op Cl	Sgr	18	01.8	-22 30	6.5		
22	6656	Glob	Sgr	18	33.3	-23 58	5.3		
23	6494	Op Cl	Sgr	17	54.0	-19 01	6.5		
24	6603	Op Cl	Sgr	18	15.5	-18 27	5		
25	I 4725	Op Cl	Sgr	18	28.8	-19 17	6		
26	6694	Op Cl	Set	18	42.5	-09 27	9.1	Dumbbell neb	
27	6853	Plan	Vul	19	57.4	+22 35	8.1		
28	6626	Glob	Sgr	18	21.5	-24 54	7.1		
29	6913	Op Cl	Cyg	20	22.2	+38 21	7.2		
30	7099	Glob	Cap	21	37.5	-23 25	7.7		
31	224	Gal Sb	And	00	40.0	+41 00	4.0	Andromeda neb	
32	221	Gal E	And	00	40.0	+40 36	8.5		
33	598	Gal Sc	Tri	01	31.1	+30 24	6.0		
34	1039	Op Cl	Per	02	38.8	+42 34	5.7		
35	2168	Op Cl	Gem	06	05.7	+24 20	5.6		
36	1960	Op Cl	Aur	05	32.0	+34 07	6.0		
37	2099	Op Cl	Aur	05	49.0	+32 23	6.0		
38	1912	Op Cl	Aur	05	25.3	+35 48	7		
39	7092	Op Cl	Cyg	21	30.4	+48 13	5		
40	—	2 stars	UMa	12	33.0	+58 30			

Messier	NGC IC	Type	Con.	1950		m_V	Name, etc
				α	δ		
				h m	$^{\circ}$ $'$		
M 41	2287	Op Cl	CMa	06 44.9	-20 42	5	
42	1976	Neb	Ori	05 32.9	-05 25	4	Orion neb
43	1982	Neb	Ori	05 33.1	-05 18	9	„
44	2632	Op Cl	Cnc	08 37.5	+19 52	3.7	Præsepe
45	—	Op Cl	Tau	03 43.9	+23 58	1.6	Pleiades
46	2437	Op Cl	Pup	07 39.6	-14 42	6	
47	2422	Op Cl	Pup	07 34.3	-14 22	5	
48	2548	Op Cl	Hya	08 11.3	-05 39	6	
49	4472	Gal E	Vir	12 27.3	+08 16	8.9	
50	2323	Op Cl	Mon	07 00.5	-08 16	6.5	
51	5194	Gal Sc	CVn	13 27.8	+47 27	8.4	Whirlpool
52	7654	Op Cl	Cas	23 22.0	+61 20	7.1	
53	5024	Glob	Com	13 10.5	+18 26	7.7	
54	6715	Glob	Sgr	18 52.0	-30 32	7.7	
55	6809	Glob	Sgr	19 36.9	-31 03	6.1	
56	6779	Glob	Lyr	19 14.6	+30 05	8.3	
57	6720	Plan	Lyr	18 51.7	+32 58	9.0	Ring neb
58	4579	Gal SBb	Vir	12 35.1	+12 05	9.9	
59	4621	Gal E	Vir	12 39.5	+11 55	10.2	
60	4649	Gal E	Vir	12 41.1	+11 48	9.2	
61	4303	Gal Sc	Vir	12 19.4	+04 45	9.8	
62	6266	Glob	Oph	16 58.1	-30 03	7.1	
63	5055	Gal Sb	CVn	13 13.5	+42 17	8.9	
64	4826	Gal Sb	Com	12 54.3	+21 47	8.7	
65	3623	Gal Sa	Leo	11 16.3	+13 23	9.6	
66	3627	Gal Sb	Leo	11 17.6	+13 17	9.1	
67	2682	Op Cl	Cnc	08 48.3	+12 00	6.3	
68	4590	Glob	Hya	12 36.8	-26 29	8.0	
69	6637	Glob	Sgr	18 28.1	-32 23	7.8	
70	6681	Glob	Sgr	18 40.0	-32 21	8.3	
71	6838	Glob	Sge	19 51.5	+18 39	7.5	
72	6981	Glob	Aqr	20 50.7	-12 44	9.2	
73	6994	Op Cl	Aqr	20 56.4	-12 50		
74	628	Gal Sc	Psc	01 34.0	+15 32	9.6	
75	6864	Glob	Sgr	20 03.2	-22 04	8.3	
76	650	Plan	Per	01 38.8	+51 19	11.5	
77	1068	Gal Sb	Cet	02 40.1	-00 14	9.1	
78	2068	Neb	Ori	05 44.2	+00 02		
79	1904	Glob	Lep	05 22.2	-24 34	7.4	
80	6093	Glob	Sco	16 14.1	-22 52	7.2	

Messier	NGC IC	Type	Con.	1950		m_v	Name, etc		
				α				δ	
				h	m			°	'
M 81	3031	Gal Sb	UMa	09 51.5	+69 18	7.0			
82	3034	Gal Irr	UMa	09 51.9	+69 56	8.7			
83	5236	Gal Sc	Hya	13 34.3	-29 37	7.6			
84	4374	Gal E	Vir	12 22.6	+13 10	9.7			
85	4382	Gal So	Com	12 22.8	+18 28	9.5			
86	4406	Gal E	Vir	12 23.7	+13 13	9.8			
87	4486	Gal Ep	Vir	12 28.3	+12 40	9.3	Radio gal		
88	4501	Gal Ep	Com	12 29.5	+14 42	9.8			
89	4552	Gal E	Vir	12 33.1	+12 50	10.2			
90	4569	Gal Sb	Vir	12 34.3	+13 26	9.7			
91	4567	Gal S	Com	12 34.0	+11 32	10.3	[4]		
92	6341	Glob	Her	17 15.6	+43 12	6.3			
93	2447	Op Cl	Pup	07 42.4	-23 45	6			
94	4736	Gal Sb	CVn	12 48.6	+41 23	8.1			
95	3351	Gal SBb	Leo	10 41.3	+11 58	9.9			
96	3368	Gal Sa	Leo	10 44.2	+12 05	9.4			
97	3587	Plan	UMa	11 12.0	+55 18	11.2	Owl neb		
98	4192	Gal Sb	Com	12 11.3	+15 11	10.4			
99	4254	Gal Sc	Com	12 16.3	+14 42	9.9			
100	4321	Gal Sc	Com	12 20.4	+16 06	9.8			
101	5457	Gal Sc	UMa	14 01.4	+54 35	8.2	Pinwheel		
102	5866	Gal Sa	Dra	15 05.1	+55 57	10.5			
103	581	Op Cl	Cas	01 29.9	+60 27	7			
104	4594	Gal Sa	Vir	12 37.3	-11 21	8	Sombrero		
105	3379	Gal E	Leo	10 45.2	+12 51	9.5			
106	4258	Gal Sb	CVn	12 16.5	+47 35	9			
107	6171	Glob	Oph	16 29.7	-12 57	9			
108	3556	Gal Sb	UMa	11 08.7	+55 57	10.5			
109	3992	Gal SBc	UMa	11 55.0	+53 39	10.6			

[1] *A.Q.* 1, 2, —, —.[2] A. Bečvar, *Atlas Coeli-II Katalogue 1950.0*, Prague.[3] *Observer's Handbook 1972*, R.A.S. Canada, p. 91.[4] R. Sagot and J. Texereau, *Revue des Constellations*, Soc. Astron. de France, 126, 1963.

INDEX

- Absolute magnitude (*see* Physical elements); relation with apparent mag., 204; with stellar class and colour, 200, 204
- Absorption: atomic, 93-8; coefficient, 90; Earth atmosphere, 126-31; edge, 96; extragalactic, 293; free-free, 102-3; glass, etc., 92; interstellar, 93, 263-6; negative hydrogen ions, 101-2; particles, smoke, 93-4; radio waves, 103, 130; stellar atmospheres, 100-1, 214; stellar interiors, 99; in Sun's atmosphere, 165-6; 21 cm radiation, 272
- Abundance of elements: air, 119, 123; cosmic, 30-3; cosmic ray, 276; planet atmospheres, 150; solar, 30-3
- Active regions, AR, 184, 187-8
- Age: clusters, 278; Earth, 114-15; Sun, 162; universe, 294
- Air composition, 119
- Air-glow, 134
- Air-mass, air-path, 124-5
- Albedo, 110, 142-4
- Alfvén waves, 49
- Algol stars, 230
- Ambiguity, 2
- Angstrom unit, Å, 21
- Angular momentum units, 25
- Annual variations, 297
- α -particle, 46
- Area units, 8, 21
- Associations, 277-8
- Asteroids, 151-2
- Astronomical constants, 16-20
- Astronomical unit, 16
- Atmo-cm. unit, 127, 129
- Atmosphere: Earth's, 118-20; of planets, 149-50; of stars, 213-14
- Atmospheric: absorption, 126-31; air-path, 124-33; composition, 119, 123; layers, 121, 132; mean free path, 122; refraction, 124; transmission (total), 131
- Atomic: configuration, 53-6; constants, units, 13-15; cross-sections, 41-5; polarizability, 91-2; radii, 45; recombination, 34, 94-9; scattering, etc., 93-8; states, levels, terms, 53; time, 18; weight, abundance, 30-3
- Atoms, 30
- Attachment coefficient, 131-3
- Aurora, 134; brightness, 135-6; proton flux, 135
- Avogadro number, 13
- Balmer discontinuity, jump, 197, 207
— I.P. shift, 34
— N_c from lines, 86
line profiles, 86; spectrum, 70-1
- Band constant, 14
- Band quantum numbers, 81-3
- Band spectrum, 81-3; absorption, 128-9; oscillator strengths, 82-3
- Baryon, 46
- Besselian year, 20
- Bin, 7
- Binary stars, 226-32
- Black-body radiation, 104
- Blanketing factor: stars, 207; Sun, 172-3, 194
- Bode's law, 139
- Bohr orbit, 14
- Bolometric correction, 205
- Bolometric magnitudes, 206
- Boltzmann constant, 13
- Boltzmann distribution, 33
- Bond albedo, 142
- Bosons, 46
- Brackett series, 72
- Bremsstrahlung, 103
- Brightest stars, 238-41
- Brightness: common objects, 110; corona, 176; eclipse sky, 176-7; full Moon, 134; galactic, 134; night sky, 134; sky, 127; from stars, 246; of Sun, 169, 173; twilight, 134; zodiacal light, 159
- Broadening of spectrum lines, 86-9
- Bursts, radio emission, 193
- Candela, 25
- Carbon-nitrogen cycle, 212
- Central conditions of Sun, 163; of stars, 211
- Cepheid variables, 215-17, 251
- Chapman layer, 132-3
- Chemical composition, *see* Abundance
- Chromosphere, 174; base of, 164-5; mot-tles, 189
- Cluster variables, 215-16
- Clusters: age of, 279; of galaxies, 292; globular, 280; open, 277-9
- Collision: broadening, 88-9; cross-section, 41-5, 50; excitation, 42-4; frequency, 50; ionization, 41; radius, 50; rate, 41-3, 50, 132; strength, 43-4
- Colour, *see* Physical elements; index and excess, 196, 204, 207; standards, 202; of stars, 201-3; temperature, 173, 196

- Comets, 153-5; physical elements, 154-5
 Composition, *see* Abundance
 Compton wavelength, 14
 Conductivity, thermal: air, 119; Earth crust, 116; plasma, 50
 Configuration, 53, 55
 Consistency, 3
 Constants: mathematical, 12; physical, 13-16; astronomical, 16-20
 Constellations, 298-9
 Continental drift, 114
 Convergent points, 279
 Coordinates, *see* Positions and motions
 Corona, 175-9; line spectrum, 178-9
 Cosmic material, 30
 Cosmic plasma, 30, 49-51
 Cosmic radio-noise, 269-72
 Cosmic rays, 274-6
 Crab nebula, 260, 271, 274
 Craters, 137-8, 148
 Critical frequency, 131
 Cross-sections: atomic, excitation, 42
 — ionization, 41
 — recombination, 95
 ionic, 44; particles, 93-4
 Crust, Earth, 115-17
 Curve of growth, Sun, 166
- Damping: broadening, 86-8; classical, 58; constant, 58; in Fraunhofer lines, 167
 Dark nebulae, 260-2
 Day, 19, 22
 Debye length, 49
 Decay, magnetic field, 50
 Decay products, 46
 Decimal, 11
 Density, *see* Physical conditions and Physical elements; calcite, mercury, water, 16, 24; for clusters, 249; matter in space, 245-6, 293; photographic plates, 111; of stars near Sun, 246-8, 250-1; stellar, 209; units, 24
 Deuteron, 46
 Dex, 7, 11
 Diameter, representative, 8
 Diameters, *see* Physical elements
 Dielectronic recombination, 97
 Diffuse absorption bands, 268
 Diffuse radio emission, 270, 272
 Discrete radio sources, 271
 Dissociation: atmospheric molecules, 123; energy, 47
 Distance, *see* Position and motion, and Physical elements
 Doppler broadening, 88, 167
 Double stars, 226-31
 Dust in Earth atmosphere, 126
- Earth, 112-38; atmosphere, 118-23; crust, Earth (*cont.*)
 115-17; dimensions, 16, 112-14; interior, 117-18; magnetic field, 136; potential field, 112-13; rotation, 18, 113; surface, 113; the planet, 140-1, 144
 Earthquakes, 116-17
 Eclipse: sky brightness, 176-7; year, 20
 Eclipsing variable stars, 230-2
 Ecliptic obliquity, 17; rotation, 20
 Elastic collisions, 44
 Elastic constants of Earth, 118
 E-layer, 132
 Electric quadrupole moment, 59; resistivity, 50; units, 26-30
 Electromagnetic units, 28-9
 Electron: affinity, 40; charge, mass, radius, 13-14; collisions, 41-5; configurations, 53-7; drift velocity, 49; penetration into atmosphere, 274; scattering coefficient, 93, 99; -volt, eV, 15
 Elements: chemical, 30-3; physical, *see* Physical elements
 Emission: black-body, 104-7; coefficient, 90; free-free, 103; -line stars, 223
 measure
 — interstellar, 266-7
 — radio waves, 103
 — solar, 177
 — XUV, 177
 of stellar radiation, 245
 Emittance, 26, 90; black-body, 104
 Energy: density in space, 268, 294; electron-volt, 15; generation in stars, 212; radio-active, 116; units, 22-3
 Ephemeris time, 18
 Epoch, geological, 114-15
 Equation of time, 297
 Equivalent electrons, 53
 Equivalent width, 165; coronal lines, 179; Fraunhofer lines, 165, 168; interstellar lines, 266
 Errors, 3
 Escape velocities: Earth, 141; Galaxy, 283, 285; planets, 141; Sun, 161
 Excitation of atoms, 33-5; cross-section, 42-4
 Exosphere, Earth, 121
 Exp, 7
 Exponential interval, 7
 Extra-galactic nebulae, 286-9; space and absorption, 293
 Eye, sensitivity, etc., 109-10
- Faculae, 187
 Faint blue stars, 225
 Faint star illumination, 134, 245
 Faraday rotation, 131
 Fermions, 46

- Fine-structure constant, 13-14
 First Bohr orbit: radius, frequency, area, 14
 First point of Aries, Υ , 297
 Flares, solar, 190
 Flare stars, 219-20
 Flash spectrum, 174
 Flash stars, 220
 F-layer, 132
 Flocculi, bright, 187-8; dark, 190-1
 Flux of radiation, 90; in stars, 196, 207
 Forbidden lines, 43-4, 78-80, 179, 255-6
 Franck-Condon factor, 83
 Fraunhofer lines, 165-8
 Free-free absorption, etc., 102-3
 Frequency: collision, 132; critical, 131; gyro-, 131; units, 25
f-sum rule, 60
 Fundamental particles, 46
f-values, 57

 Galactic: coordinates, 283; diffuse light, 134; plane, star densities, 243-50; radio emission, 272; rotation constants, 283; sub-system, 282
 Galaxies, 286-9; clusters of, 292
 Galaxy, 282-5
 Gas constant, 13
 Gas, interstellar, 265; solar wind, 160
 Gaunt factor, 96, 103
 Gaussian distribution, 86; width, 86-8
 Gaussian gravitational constant, 17
 Gegenschein, 159
 Geological eras, 115
 Geomagnetic activity, 137, 183; dipole, 136; particles, 160
 Geomagnetism, 136-7
gf-values, 58-78
 Glass, refractive index, etc., 92
 Globular clusters, 205, 251, 280-1
 Gould belt, 282
 Gradient, stellar continuum, 203
 Grains: interstellar space, 263-5; optics of, 93-4; photographic, 111
 Granulation, solar, 188
 Gravitation constants, 13, 17, 112-14
 Gravity, *see* Physical conditions; Earth, 112-14
 Greek alphabet, 295
 Ground levels, 56
 Gyro-frequency, 49, 131
 Gyro-radius, 49, 275

 Hadrons, 46
 H α regions, 187, 190
 Headings, 5-6
 Heliographic coordinates, 297
 Hertzsprung-Russell (HR) diagram, 200
 High-velocity stars, 242, 252

 Hiltner-Hall effect, 264
 Holtzmark broadening, 84, 86, 88
 Homogeneous atmosphere, 120
 Hönl-London factors, 82
 Hooked dash, 9
 Hubble constant, 293
 Hund coupling, 81
 Hydrogen: absorption and recombination, 96-7; ion, absorption, 101-2; line-profiles, 86; H γ , H η regions, 265-6
 Hydromagnetic waves, 49

 Ice ages, 114
 Ice point, 13, 24
 Illuminance, 26
 Incidental tables, 295-302
 Index of refraction, 83, 92, 124-5
 Infra-red absorption of atmosphere, 128-130
 Inglis and Teller formula, 86
 Intensity: Fraunhofer lines, 165-6, 168; multiplet, 66-9; spectrum lines, 57-82; thermal radiation, 104
 Intergalactic material, 293-4
 Internal constitution: Earth, 117-18; stars, 210-12; Sun, 163
 Interplanetary data, 153-60; gas, 160; material, 155-60; particles, 155-8
 Interstellar material, 262-6; clouds, 260-3, fields, 268-9; gas, 251, 265-7; grains, 263-5
 Interstellar radiation, 245, 269
 Invariable plane of solar system, 139
 Ionic cross-section, 44, 50, 102-3; radii, 45-6
 Ionization, 33-6; cross-section, 41-2, 44; degree of, 36; depression, 34; potential, 36-40; molecules, 47; stage, 34, 60; stellar atmospheres, 36
 Ionosphere, 131-3
 Ions, negative, 40
 Iron group atoms, 76-7
 Irregularity factor, 175, 263
 Irregular variables, 219

 Joule equivalent, 13
 Journal abbreviations, 10-11
 Julian day, 295
 Julian year, 20
 Jupiter, 140-50

K-index, 137
 Kinetic energy, *see* Positions and motions
 Kirchoff law, 91
 Kramers-Gaunt theory, 96, 102
K-term, 253
 Kuhn-Thomas-Reiche sum rule, 60

 Lambert, 26; law, 142

- Land, 113
 Latitude: astronomical, geocentric, 114; geomagnetic cut-off, 274-5; meteorological conditions, 120-1; variation of, 113; 1° of, 114
 Length, representative, 8; units, 21
 Levels: atomic, 33-4, 53; ground, 56
 Life: magnetic field, 50; modern particles, 46; plagues, 187-8; solar activity, 184; sunspots, 186; transitions, 58, 78
 Light: mechanical equivalent, 109; time, 16; velocity, 13; year, 16, 21
 Limb darkening of Sun, 169-71
 Line absorption, 173, 194, 207
 Litre, 22
 Local group of galaxies, 287, 293
 Local system in galaxy, 282
 Logarithmic quantities, 6-7
 Lommel-Seeliger law, 142
 Long-period variables, 218, 251
 Lorentz damping, 86
LS coupling, 52, 61
 Lumen, 25
 Luminosity, \mathcal{L} , *see* Physical elements; class, 198; stars, 208-9; Sun, 161-2, 169
 Luminosity function, 247; of galaxies, 286; of radio sources, 272; of stars, 247-51
 Luminous flux and energy, 25-6; units, 25-6
 Lunar inequality and parallax, 17, 147
 Lyman N_2 bands, 135
 Lyman series, 70
 Mag, 7
 Magnetic: dipole, atomic, 59
 field, Earth, 136;
 — interstellar, 269
 — life, 50
 — sunspot, 185-6
 moment, 27, 28; stars, 224-5; storms, 137; units, 27-30
 Magnetohydrodynamic waves, 49
 Magneton, 15
 Magnetosphere, 121
 Magnitude, *see* Physical elements; absolute, 196, 200, 204; relations, 196; tenth brightest object, $m_v(10)$, 196; unit, 196
 Mars, 140-50
 Mass, *see* Physical elements; -luminosity relation; — in stars, 208-9; in galaxies, 286-8; stellar, 209; units, 22
 Mathematical constants, 12, 21
 Mean free path, 50
 Mean life, *see* Life, Relaxation time
 Mechanical equivalent of light, 109
 Mercury, 140-50
 Merging series lines, 34, 86
 Meson, 46
 Messier objects, 300-2
 Metallic line stars, 224
 Metallic reflection, 108
 Meteorite craters, 138
 Meteorites, 137-8
 Meteorological quantities, 118-22; variations, 121, 123
 Meteors, 155-8
 Milky way, 134, 282-4
 Minor planets, 151-2
 Mira stars, 218
 Mirror reflection, 108
 Moho, 115-16
 Molecular dissociation, 47-8; refraction, 91; scattering, atmospheric, 119, 126
 Molecules, 47; cometary spectra, 155; diatomic, 47-8, 82; electron affinity, 40; interstellar, 266-7; polyatomic, 48; radii, 46; spectra, 81, 135; vibration, rotation constants, 47-8
 Moments, *see* Physical elements
 Momentum units, 25
 Month, 20, 147
 Moon, 147-8; phase law, 143
 Motion, *see* Positions and motions, *and* Orbital elements
 Multiple stars, 234
 Multiplets, 53; strength of, 58, 66-9; strength within, 61-5
 Multiplicities, 53, 62
 Nearest stars, 234-7
 Nebulae, 255-63; bright diffuse, 259-61; dark, 260-2; elliptical, spiral, extragalactic, 286-8; emission and reflection, 259-60; planetary, 255-8
 Nebular spectra, 256
 Negative ions, 40
 Neper, 7
 Neptune, 140-50
 Network, solar, 189
 Neutrino, 46
 Neutron, 46
 Night sky (night-glow), 134-6
 Nit, 26
 Noise storm, 191-3
 Notation, 9-10; electromagnetic, 28-9; spectroscopic, 52, 58-9; stellar, 196-7
 Novae, 220-2, 251
 Number density: galaxies, 289-92; globular clusters, 280; meteors, 156; stars/cubic parsec, 247-9; stars/square degree, 243-5
 Nutation constant, 17
 Nutation period, 20
 Obliquity of ecliptic, 17-18
 Ocean, 113

- Ohlsson pole, 283
 Oort: constants, 283; limit of density, 246
 Opacity, *see* Absorption
 Open clusters, 251, 277-9
 Optical, depth, 91, *see* Physical conditions; media, refractive index, 92; thickness, 91, 127
 Orbital elements: Earth, 140-1; eclipsing binaries, 231; meteor streams, 158; minor planets, 152; Moon, 147; periodic comets, 153; planets, 140-1; satellites, 146; spectroscopic binaries, 229; visual binaries, 228
 Orbital motions, *see* Positions and motions
 Oscillator strengths, 57-83; band spectra, 81-3; continua, 96-8; forbidden lines, 78-81; permitted lines, 70-78; weighted, 58, 70
 Outbursts, 191, 193
 Ozone in atmosphere, 126, 128
 Parallax, *see* Positions and motions
 Parallax, *see* Positions and motions
 equatorial horizontal
 — Moon, 17, 147
 — Sun, 17, 161
 secular, 246
 Parsec, 16, 21
 Particles: absorption and scattering, 93-4; interplanetary, 155-6; high-energy, 275; of magnetic storms, 160; of physics, 46; in reflection nebulae, 259
 Partition function, 34-5, 47
 Paschen series, 71
 Peculiar A stars, 224-5
 Period: of comet or asteroid, 20; orbital, *see* Positions and motions, *and* Orbital elements; rotation, *see* Physical elements, *or* Positions and motions; of sunspot cycle, 183; variability of cepheids, 215-17
 Phase law, 143
 Phot, 26
 Photoelectric colours, 201-2
 Photography, 111
 Photometric, sensitivity factors, 109, 197-198; units, 25-6
 Photometry: planets and satellites, 142-4; stars, 196-8, 201-3; visual, 109
 Photon efficiency, 132; emission of black-body, 104-7; energy, 15
 Photopic curve, 109
 Photosphere, 164; absorption coefficient, 166; limb darkening, 170-1; spectral distribution, 172
 Photo-visual magnitudes, 196
 Physical conditions or model (usually temperature, pressure, density, gravity, Physical conditions (*cont.*)
 mean-free-path, optical thickness
 Earth, atmosphere, 118-23
 — interior, 118
 galaxy, 285; meteors, 156
 solar
 —chromosphere, 174
 —corona, 176
 —interior, 163
 —reversing layer, 165
 stellar
 —atmospheres, 213-14
 —interior, 211-12
 sunspot umbra, 185
 Physical constants: fundamental, atomic, 13-15; electronic, radiation, general, 15-16
 Physical elements (usually size, shape, mass, mean density, moments, absolute magnitude, colour, luminosity, rotation, spectral class)
 brightest stars, 239-41; cepheid variables, 216
 clusters
 —of galaxies, 292
 —of stars, 278, 281
 diffuse nebulae, 260-1; galaxies, 278-8; nearest stars, 235-7; normal stars, 234-241; planetary nebulae, 257-8; planets, 140-1; quasars, 291; red variables, 218-219; satellites, 146; star populations, 242; Sun, 161-2; white dwarfs, 226
 Plages, 187-8
 Planck constant, 13
 Planck function, 104, 106-7
 Planetary nebulae, 251, 255-8
 Planetary system, 139; invariable plane, 139
 Planets: atmospheres, 149-50; minor, 151-2; orbits, 140-1; photometry, 142-144; physical elements, 140-1; surface conditions, 149-50
 Plasmas, 49-51; emission, 103-77
 Pluto, 140-50
 Polarizability, 91-2
 Polarization: corona, 175-6; starlight 264; zodiacal light, 159
 Polyad, 53
 Populations of stars, 242; of given Sp and M_v , 244, 247-8
 Positions and motions (usually co-ordinates, distance, orbital motion, rotation, proper motion, kinetic energy)
 brightest stars, 238-41; comets, 153; diffuse nebulae, 260-1; near stars, 234-237; planets, 140-1
 Positron, 46
 Power units, 23
 Poynting-Robertson effect, 157

- Precession, 20, 296
 Pressure, *see* Physical conditions; units, 24
 Probable error, 3, 12
 Profiles, 86-9
 Prominences, 190-1
 Proper motion, *see* Positions and motions
 Proton, 46; penetration into ionosphere, 274-5; recombination, 96-7
 Pulsars, 232-3
 Pulsating stars, 217
- Quadrupole, electric, 59
 Quantum numbers, 52
 Quasars, 290-1
 Quiet Sun, Q, 184, 192-5
- Radian, 12
 Radiation, 90; all stars, 248; black-body, 104-7; constants, 16, 104-5; damping, 88; flux from stars, 207, 209; interstellar space, 268-9; pressure on planetary particles, 157; quantities, 90-1; radio-frequency, cosmic, 269-72; solar, 169-73
 Radio activity, 27; in Earth crust, 116
 Radio-astronomy: cosmic, 269-72; solar, 191-3; sources, 270-2
 Radius (*see* Physical elements) of atoms, ions, 45; of gyration, 49, 275; stellar, 209
 Rate of excitation, 42-3; of ionization, 42
 Rayleigh-Jeans law, 105
 Rayleigh scattering, 119, 126
 Recession of nebulae, 293
 Recombination: atmospheric ions, 131-3; atomic, 34, 94-9; cross-section, 95-6; dielectronic, 97; hydrogen, 96
 Recurrent novae, 221-2
 Reddening, 206, 263-4
 Red variable stars, 218-19
 References, 4
 Reflection of metals, 108
 Refraction, 91-2; atmosphere, 124-5; radio waves, 124-5
 Refractive index, 91-2; air, 124; optical media, 92
 Relaxation time, Galaxy stars, 284
 Representative measurements, 8
 Requirements, 1
 Resolution: photographic, 111; spectroscopic, 88; telescopic, 227
 Reversing layer: stars, 213-14; Sun, 164; sunspots, 185
 Rosseland mean, 99-100
 Rotation, *see* Physical elements *and* Positions and motions: binaries, 232; Galaxy, 283-4; molecules, 47; solar, 180; stellar, 210
 Rydberg constant and energy, 13-14, 23
- Saha equation, 34; effect of merging lines, 34
 Satellites of planets, 145-6; photometry, 144
 Saturn, 140-50; rings, 145
 Scale height: Earth atmosphere, 120; photosphere, 164; stellar atmospheres, 213
 Scattering, 90-1; atoms, 93; coefficient, 58, 90-1; electrons, 93; particles, 93-4
 Schrödinger constant, 14
 Schumann-Runge bands, 82
 Scotopic curve, 109
 Seasonal quantities, 120-1
 Second, 18, 22
 Sections, §§, 4
 Secular parallax, 246
 Seismic activity, 116; waves, 116-18
 Selected lists: asteroids, 152; collision strengths, 44; comets, 153; coronal lines, 178-9; dark clouds, 260-2; diffuse nebulae, 260-1; double stars, 228-31; eclipsing variables, 231; flare stars, 220; galaxies, 287-8; globular clusters, 281; meteor craters, 138; minor planets, 152; molecules, 48; novae, 222; open clusters, 278; planetary nebulae, 257; plasmas, 51; quasars, 291; radio-sources, 271; Seyfert galaxies, 290; spectroscopic binaries, 229; spectrum lines, 70-81; visual binaries, 228; white dwarfs, 226; Wolf-Rayet stars, 223; X-ray sources, 273
 Semi-regular variables, 219
 Sensitivity: photographic, 111; *U*, *B*, *V*, 201
 Series lines merging, 34, 86
 Seyfert galaxies, 290
 Shape, *see* Physical elements
 Shells, atomic, 52, 56
 SI units, 21
 Sidereal day, year, 19
 Signs, 9
 Size, 8, *see* Physical elements; representative, 8
 Sky, 127, 134
 Solar: activity, 181; apex and motion, 252; atmosphere, 164-5, 174-7; Balmer discontinuity, 173; brightness temperature, 173; bursts, 193; colour, 162; constant, 169; granulation, 188; limb darkening, 169-71; noise, 191-3; Q, AR, FI, 184, 195
 radiation
 — absorption of, total, 131
 — radio, 192-3
 — spectral, 172
 — total, 169
 — XUV, 194-5

- Solar (*cont.*)
 radio emission, 191-3; reversing layer, 164-5; velocities, 167; rotation, 180; spectral intensity, 171-3, 192, 194; structure, 163; surface temperature, 162, 165, 173; wind, 160; XUV, 194-5
 Sound velocity, 49; in air, 119
 Source function, 91
 Space density in clusters, 249; of clusters, 279, 280; meteors, 156-7; particles, 265; of stars, 246-9
 Specific heat of air, 119
 Spectral class, *see* Physical elements and Physical conditions
 Spectral distribution: cosmic rays, 275-6; intergalactic, 294; stars, 207; Sun, 171-173; X-rays, 274
 Spectral resolution, 88
 Spectroscopic binaries, 228-30
 Spectrum, 52; classification, stars, 198-9; coronal, 178-9; interstellar, 266, 267-8; line, intensity, 70-81; nebulae, 256; night sky and aurora, 135; notation, 57-9; Wolf-Rayet stars, 224
 Spectrum variables, 224
 Spheroid, 112
 Spicules, 189
 Spin, atomic, 52; fundamental particles, 46
 Spiral arms, 284
Sq current system, 137
 Standard error, 3, 12
 Star clusters, 277-81
 Star drift, 253
 Star number densities, 243-51
 Stark effect, 84-5; broadening, 86, 89
 Stars, *see* Stellar
 States: atomic, 53; molecular, 47
 Statistical weights, 33, 47, 52, 54
 Stellar: atmospheres, 213-14; class, 198-9; colours, 201-3, 204, 206, 208; duplicity, 227, 234; interiors, 210-12; magnitude relations, 197, 200, 204, 208-9; mass, 208-9; material, composition, 30-3, 242 — ionization, 34-6
 motion, 252-4; notation, relations, 196-8; physical elements, 234-41; populations, 242-5; quantities, 196; radius, relations, 197, 209; rotation, 210; spectral flux, 207; statistics, 243-5, 247-51; structure, 211-12; types, 198, 242; velocity dispersion, 253-4
 Stephan-Boltzmann constant, 16, 104
 Steradian, 10, 12
 Stilb, 26
 Stimulated emission factor, 101-2
 Stratosphere, 121
 Strength of multiplets, 66-9; within multiplets, 61-5; of spectrum lines, 58
 Stromgren spheres, 267
 Structure: stars, 211-12; Sun, 163
 Sub-dwarf stars, 198, 200, 225-6, 251
 Sub-giant stars, 198, 200, 251
 Sub-luminous stars, 225-6
 Sum-rules, 60-1, 66
 Super-galaxy, 292
 Super-giant stars, 198, 200, etc.
 Supernovae, 221
 Sun, *see* Solar; dimensions, etc., 161-2; magnitude, 162
 Sun's disk coordinates, 297
 Sunspots, 181-6
 Sunspot: cycle, 181-3; measurements, 184-6; model, 185; number, 181-3; photometry, 184-5
 Surface brightness, 26; night sky and aurorae, 134; sky, eclipse, 176-7; sky from galaxies, 289; solar corona, 176; solar disk, 169, 173; stars in sky, 245; zodiacal light, 159
 Swan bands, 82
 Symbols, 5, 9-10, 31-3; spectroscopic, 52
 Tabulation, 6
 Telescopic resolution, 227
 Temperature, *see* Physical conditions: brightness, of Sun, 173; colour, 196; effective, 196; for 1 eV, 15
 gradient
 — Earth atmosphere, 120
 — Earth crust, 116
 units, 24
 Terms, atomic, 53-5
 Terrestrial magnetism, 136-7
 Thermal radiation, 104-7; velocity, 49
 Time, 18, 114; atomic, 18; ephemeris, 18; equation, 297; scales, 18, 114, 294; units, 22
 Total starlight, 245
 Transit of γ , 297
 Transition array, 53, 60; probability, 58, 79
 Transmission: Earth atmosphere, 126-31; optical media, 92
 Tropopause, 121
 Turbulence in solar atmosphere, 167
 Twilight brightness, 134
 U, B, V, 201-2
 Ultraviolet absorption: Earth atmosphere, 127-8; interstellar, 99, 266; material of stellar atmospheres, 100-1
 Ultraviolet emission: plasma, 177; solar, 178, 194-5; stellar, 207
 Units, 10, 21-7
 Universal time, 18
 Universe, 293-4
 Uranus, 140-50

- Vacuum wavelengths, 83-4
 Van Allen belts, 121
 Van der Waals forces, 89
 Variable stars, 215-22; density, galactic plane, 251; great sequence of, 215
 Vegard-Kaplan bands, 135
 Velocity: dispersion ellipsoid, 253-4; of light, 13; thermal, 49; units, 23
 Venus, 140-50
 Vibration, molecules, 47
 Viscosity, 24
 Visual: double stars, 227-8; photometry, 109-10; sensitivity factors, 109
 Voigt profiles, 87-8
 Volume units, 22

 Water, refractive index, 92
 Water vapour: atmospheric, 120; re-fraction, 124
 Wave functions, 58
 Wavelength: conversion, 84; effective, 202; for 1 eV, 15; standards, 83

 Wavelengths, 70-83
 Weighting function, 166
 White dwarfs, 200, 225-6, 251
 Width of spectrum lines, 86-9
 Wien constant, 16, 105
 Wien distribution, 105
 Wigner-Kirkwood rule, 60
 Wolf-Rayet stars, 223-4
 W Vir stars, 216, 251

 X-ray absorption, 99
 X-ray emission, Sun, 178, 194-5; cosmic, 273
 XUV: absorption, 99-101, 266; emission, 177, 194-5

 Year, 19, 22; Besselian, 20

 Zeeman displacement, 15
 Zodiacal light, 134, 159

THE ATHLONE PRESS
University of London

DISTRIBUTORS

Tiptree Book Services Ltd

U.S.A. & Canada
Humanities Press Inc
New Jersey

AGENTS OVERSEAS

Switzerland, W. Germany & Austria
H. R. Conrad, Meilen

Scandinavia
Juliusz Komarnicki, Massagno

Holland & Belgium
Frits Maurick, Zandvoort

France, Italy, Greece & Yugoslavia
Graham Powell, Milan

East & Central Africa
Hutchinson Group (S.A.) (Pty) Ltd

South Africa
Hutchinson Group (S.A.) (Pty) Ltd

India
Book Centre (Private) Ltd

Far East
Graham Brash Ltd

Brazil
J. Libion

ALLEN

Astrophysical Quantities

Third
Edition



ATHLONE
PRESS