

# Configuration Spaces and Limits of Voronoi Diagrams.

Roderik Lindenbergh <sup>\*</sup>, Wilberd van der Kallen, Dirk Siersma

October 9, 2002

## Abstract

The Voronoi diagram of  $n$  distinct generating points divides the plane into cells, each of which consists of points most close to one particular generator. After introducing ‘limit Voronoi diagrams’ by analyzing diagrams of moving and coinciding points, we define compactifications of the configuration space of  $n$  distinct, labeled points. On elements of these compactifications we define Voronoi diagrams.

## 1 Introduction.

The Voronoi diagram of a set  $S$  of  $n$  distinct points in  $\mathbb{R}^2$  associates to a point  $p \in S$  that part of the plane that is closer to  $p$  than to any other point in  $S$ . Voronoi diagrams are one of the major structures investigated in Computational geometry, see [1, 2]. Applications can be found in e.g. astronomy, cartography, computer vision, theoretical physics, etc., see also [8]. We treat Voronoi diagrams however from a more mathematical viewpoint: in this overview article we consider moving points and demonstrate ways to define Voronoi diagrams for point sets that may contain coinciding points. We present methods, example and theorems here; for full proofs and background information, please consult the dissertation of the first author, [7]. All results in this paper and in [7] generalize in appropriate sense to higher dimensions and to weighted distance functions.

---

<sup>\*</sup>The research was supported by NWO as part of the project ‘Geometry and Topology of conflict sets of distance functions’.

## 2 Voronoi diagrams.

### 2.1 Definitions.

Let  $S = \{p_1, \dots, p_n\}$  with  $p_i \in \mathbb{R}^2$  and  $p_i \neq p_j$  if  $i \neq j$ . The **Voronoi cell** of  $p_i$  is given by

$$V(p_i) = \{q \in \mathbb{R}^2 : \|p_i - q\| \leq \|p_j - q\|, i \neq j\}.$$

The **Voronoi diagram** is the family of subsets of  $\mathbb{R}^2$  consisting of the Voronoi cells and all of their intersections.

The **Voronoi half-plane**  $vh(p_i, p_j)$  is given by

$$vh(p_i, p_j) = \{q \in \mathbb{R}^2 : \|p_i - q\| \leq \|p_j - q\|\}.$$

It is bounded by the **bisector**  $B(p_i, p_j)$  of  $p_i$  and  $p_j$ . Next lemma shows that the Voronoi cell of  $p_i$  is characterized by the Voronoi half-planes  $vh(p_i, p_j)$ .

#### Lemma 2.1

$$V(p_i) = \bigcap_{j \neq i} vh(p_i, p_j).$$

### 2.2 Small diagrams.

In Figure 1, all possible Voronoi diagrams with 2, 3, or 4 points are shown. Here, we only distinguish Voronoi diagrams that are combinatorially distinct, and, moreover, we ignore the labeling of the vertices.

In these cases we can distinguish between generic situations, e.g. where the Voronoi diagrams don't change if we move the sites slightly, and the non-generic diagrams, where this is not the case. Diagrams 2, 3.a, 4.a., and 4.c are generic, the others are non-generic.

### 2.3 Perestroika's between generic situations.

Assume the points defining the Voronoi diagrams are allowed to move. We are interested in perestroika's between two generic situations. We distinguish two special events that we describe using Voronoi circles. In these events only four points of  $S$  are involved, denoted  $a$ ,  $b$ ,  $c$ , and  $d$ . The circle passing through  $a$ ,  $b$  and  $c$  is denoted by  $C_{abc}$ . A circle passing through three points of the generating set  $S$  is an **empty circle** if it contains no points of  $S$  in its interior.

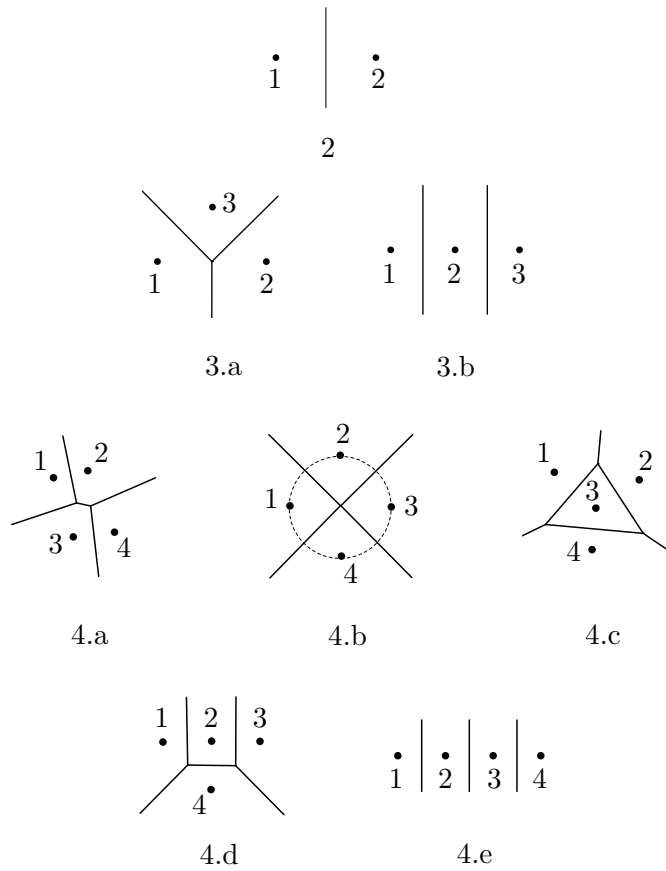


Figure 1: Voronoi diagrams on two, three and four points.

The first event is when two empty circles  $C_{abd}$  and  $C_{bcd}$  coincide. This is a **circle event**, see Figure 2. Before the event,  $a, b, c$ , and  $d$  define two empty circles  $C_{abd}$  and  $C_{bcd}$ . If  $c$  moves to the left in the leftmost figure,  $a, b, c$  and  $d$  become cocircular. If  $c$  continues moving left, one arrives at the situation of the rightmost figure, where  $C_{abc}$  and  $C_{acd}$  are the empty circles.

The other way by which a generic Voronoi diagram can change is by means of a convex hull event, see Figure 3. Consider the circle defined by the points  $a, b$  and  $c$ . In the figure on the left,  $b$  is on the convex hull of  $S$ . The circle  $C_{abc}$  contains all other points of  $S$  in its interior. Suppose  $b$  moves to the left. At some stage,  $b$  passes through the line segment  $ab$ . At this moment, the circle  $C_{abc}$  swaps over, and becomes empty, as in the picture on the right.

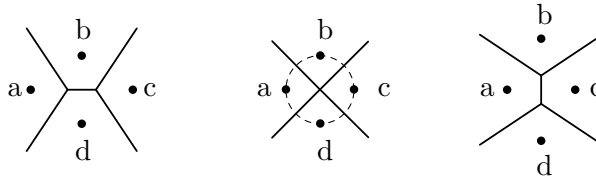


Figure 2: A circle event.

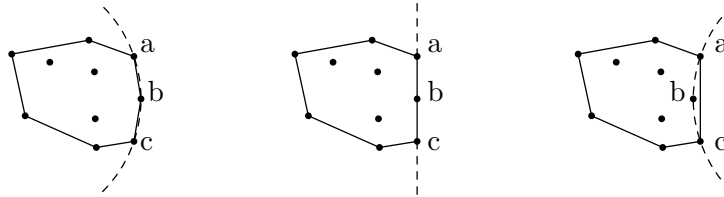


Figure 3: A convex hull event.

The circle event and the convex hull event are the only perestroika's (bifurcations) of Voronoi diagrams, which occur in generic 1-parameter families of moving points. More complicated bifurcations are e.g. related to five points on a circle or four points on one edge of the convex hull (these and others occur as bifurcations in generic two parameter families).

### 3 Polynomial sites and their Voronoi diagram.

#### 3.1 Points moving at distinct speeds and directions.

We model points moving at distinct speed by differentiable curves  $p_i(t)$ , defined for a finite common interval of the real line, say  $[-r, +r]$ . That is, we consider

$$S(t) = \{p_1(t), \dots, p_n(t)\},$$

We include the possibility that for  $t = 0$  one or more points coincide, but still assume that they are different if  $t \neq 0$ . We also assume that the differences  $p_i(t) - p_j(t)$  have a non-vanishing (higher) derivative at  $t = 0$ . For convenience we assume that all  $p_i(t)$  are polynomial. We call such  $p_i(t)$  **polynomial sites**.

We use the characterization of Voronoi cells by means of half-planes for defining Voronoi diagrams for polynomial sites. Let  $u(t)$  and  $v(t)$  be two

polynomial sites. We can define a Voronoi half-plane for  $u(t)$  and  $v(t)$  when we know both the (oriented) direction and one point of the bisector bounding the half-plane.

This one point is given by the **bisection point**  $b_0(u, v) = (b_x, b_y)$  of  $u(t)$  and  $v(t)$  at  $t = 0$  and is defined by

$$b_0(u, v) = \frac{1}{2}(u(0) + v(0)).$$

The **direction**  $\phi_{uv}$  at  $t = 0$  is the angle in  $\mathbb{R}/2\pi\mathbb{Z}$  of the line segment  $v(t) - u(t)$  at  $t = 0$ . In this definition of  $\phi_{uv}$  we take the limit for small positive  $t$  of the direction of the directed line that passes first through  $u(t)$  and then through  $v(t)$ . We could of course also have chosen the limit from the other side. Let  $\mathbf{n}$  be any non-zero vector, pointing in the direction  $\phi_{uv}$ . The Voronoi half-plane  $vh(u, v)$  is the half-plane defined by

$$\mathbf{n} \cdot (x - b_x, y - b_y) \leq 0$$

We next take  $V(p_i) = \bigcap_{j \neq i} vh(p_i, p_j)$  as definition of the Voronoi diagram of a set of polynomial sites at  $t = 0$  and call them **limit diagrams**.

### 3.2 Properties and small examples of limit diagrams.

Limit diagrams share many properties with ordinary Voronoi diagrams, for example the convexity of the cells, but there are some interesting differences:

- Voronoi cells can have area zero.
- Voronoi cells can have diameter zero.
- Limit diagrams for  $t > 0$  and for  $t < 0$  can be different.
- Voronoi diagrams can have a "hidden" combinatorial structure.

This new behaviour is demonstrated in Figures 4 and 5, where we list all limit diagrams with 2 or 3 coinciding points.

For two points there is essentially one new diagram that we get by generalizing to limit diagrams. It occurs whenever two polynomial sites coincide, and is fully determined by the direction  $\phi_{uv}$  of the two polynomial sites  $u$  and  $v$  involved.



Figure 4: Limit Voronoi diagram for negative and positive  $t$ .

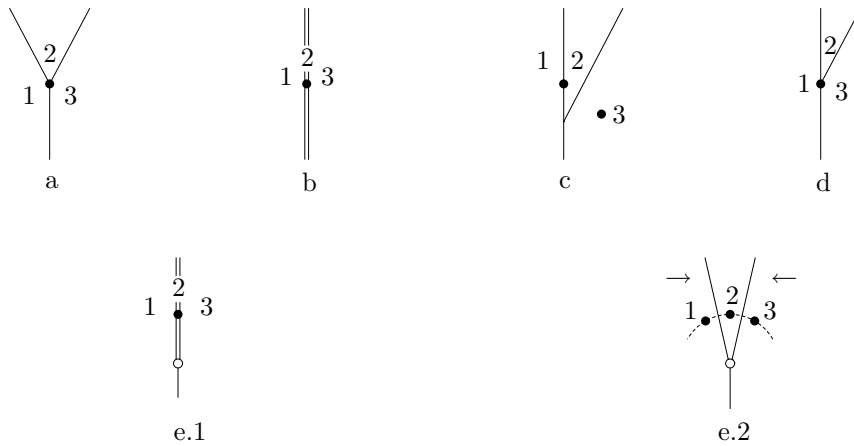


Figure 5: Five limit Voronoi diagrams for three points.

Suppose that  $p_1(t) = (0, 0)$  and  $p_2(t) = (t, 0)$ . Then  $t$  can approach zero from both the negative side and from the positive side. The resulting diagrams are given in Figure 4.

A generic limit diagram of three coinciding points is given in Figure 5.a. In Figure 5.b one can think of three collinear sites that shrink to one point. Note that the cell of site 2 has zero area. Figures 5.b and 5.c show what is meant by ‘hidden’ combinatorics. Both pictures just look like one straight line, although Figure 5.b consists in fact of two coinciding lines, while 5.e comes from a vertex with three arcs (see Figure 5.e) where two arcs coincide.

### 3.3 A diameter zero cell and more hidden combinatorics.

On the left in Figure 6, a Voronoi diagram of type 4.c (compare Figure 1) is shown. If one scales this diagram to zero distances then the limit diagram of the four sites is shown on the right in Figure 6. A parametrization of the sites is given by  $q_1(t) = (2t, 2t^3)$ ,  $q_2(t) = (-2t, 2t)$ ,  $q_3(t) = (-2t^2, -3t)$ , and  $q_4(t) = (t^2, -t^4)$ .



Figure 6: The Voronoi diagram of the points  $q_1(t), q_2(t), q_3(t)$  and  $q_4(t)$  for small positive  $t$  and at  $t = 0$ .

Another example of nice hidden combinatorics is given in Figure 7. It displays schematically a limit diagram that looks just like a line. In this limit diagram the Voronoi edge  $e(p, r)$  gets zero length, while it is situated at the point  $(0, 2)$ , although all sites coincide in  $(0, 0)$ . A parametrization of the sites involved is given by  $p(t) = (-2t, 0)$ ,  $q(t) = (-t, -\frac{1}{4}t^2)$ ,  $r(t) = (0, 0)$ , and  $s(t) = (2t, 2t^2)$ .

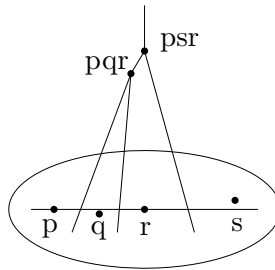


Figure 7: Edge of zero length outside  $(0, 0)$ .

### 3.4 Plugging.

If all sites in  $S(0)$  are different, then the limit Voronoi diagram coincides with the (ordinary) Voronoi diagram of  $S(0)$ . If at  $t = 0$  there is a collision at distinct locations  $S(0) = \{l_1, \dots, l_m\}$  where the  $l_j$  are pairwise distinct, then one can compute the limit diagram in three steps:

1. Compute the (ordinary) Voronoi diagram of  $l_1, \dots, l_m$ .
2. Compute for each  $j$  for  $j = 1, \dots, m$  the limit Voronoi diagram of the set of sites  $p_i(t)$  with limit  $l_k$
3. ‘Plug in’ the limit diagrams, obtained in Step 2, at the corresponding Voronoi cell of  $l_k$ . The plugging is illustrated in Figure 8.

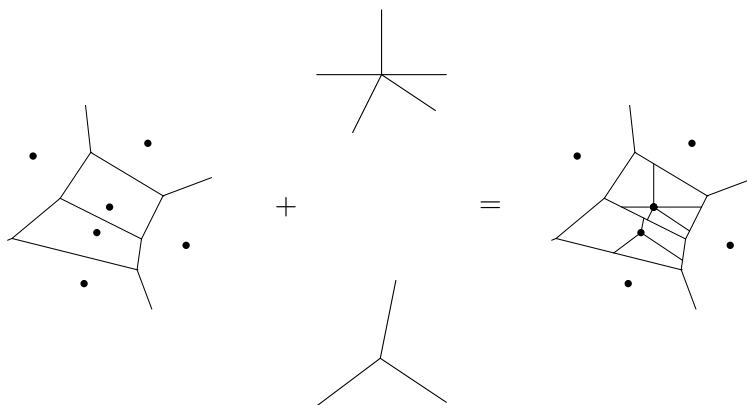


Figure 8: Plugging diagrams.

At the end of this paragraph we conclude that we have found a new class of mathematical objects, limit Voronoi diagrams, that contains all ordinary Voronoi diagrams but, moreover, contains certain limit diagrams that cannot be realized as ordinary Voronoi diagrams. We have also seen that we need angles modulo  $2\pi$  in order to define Voronoi diagrams out of Voronoi half-planes. And certain cells disappear in the limit. In order to make these cells visible, we need some relation between scale and shape.



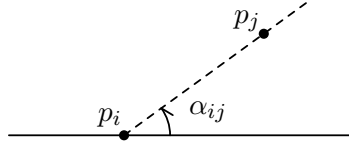


Figure 9: The angle  $\alpha_{ij}$  of two points  $p_i$  and  $p_j$ .

## 4 Compactifying the configuration space.

### 4.1 Angles and points compactification.

The **configuration space** of  $n$  distinct labeled points in  $\mathbb{R}^2$  is the set  $CONF_n \subset (\mathbb{R}^2)^n$  given by

$$CONF_n = \{(p_1, \dots, p_n) : p_i \neq p_j \text{ if } i \neq j\}.$$

So, a configuration is just a set of distinct points in the plane. For any two distinct points  $p_i$  and  $p_j$ , the **directed angle**  $\alpha_{ij} \in \mathbb{R}/2\pi\mathbb{Z}$  is the argument of the point

$$(\cos \alpha_{ij}, \sin \alpha_{ij}) = \left( \frac{d_x}{\|d\|}, \frac{d_y}{\|d\|} \right),$$

where  $d = (d_x, d_y) := p_j - p_i$ , see Figure 9. The **undirected angle**  $\overline{\alpha_{ij}}$  is defined as  $\overline{\alpha_{ij}} = \overline{\alpha_{ji}} = \alpha_{ij} \bmod \pi$ . For a configuration  $c$  in  $CONF_n$  we can determine the set  $a_n$  of angles mod  $2\pi$  of lines through any two points in  $c$ . That is, we define a map  $\psi_{DA_n}$ , given by

$$\begin{aligned} \psi_{DA_n} : \quad CONF_n &\rightarrow (\mathbb{R}/2\pi\mathbb{Z})^{\binom{n}{2}}, \\ (p_1, \dots, p_n) &\mapsto (\alpha_{ij})_{1 \leq i < j \leq n}. \end{aligned}$$

The **angles and points compactification**  $CDA_n$  is the closure of the graph of  $\psi_{DA_n}$  in  $(\mathbb{R}^2)^n \times (\mathbb{R}/2\pi\mathbb{Z})^{\binom{n}{2}}$ .

In an analogous way we define the map  $\psi_{UA_n}$  from  $CONF_n$  to the undirected angles and the corresponding undirected compactification  $CUA_n$ .

An example of an element or data set of  $CDA_2$  is given by  $((0, 0), (0, 0), \frac{\pi}{6})$ . It is a degenerate configuration of two coinciding points  $p_1$  and  $p_2$  such that  $\alpha_{12} = \frac{\pi}{6}$ . Another example is  $((0, 0), (\frac{1}{2}\sqrt{3}, \frac{1}{2}), \frac{\pi}{6})$ . In this case  $p_1 = (0, 0)$  and  $p_2 = (\frac{1}{2}\sqrt{3}, \frac{1}{2})$ . From this it follows already that  $\alpha_{12} = \frac{\pi}{6}$ , as this is a non-degenerate configuration.

## 4.2 An algebraic counterpart of the compactification.

In the next section we are going to show that the definition of Voronoi diagram extends to  $CDA_n$ . We first want to answer the question:

are  $CUA_n$  and  $CDA_n$  smooth manifolds?

Moreover, we are interested in their algebraic counterparts. In this section we describe an algebraic variety  $T_n$  that is very similar to  $CUA_n$ . We know that  $CONF_n$  is contained in  $CUA_n$ : by definition,  $CUA_n$  equals the closure of the graph of the undirected angle map:

$$CONF_n \subset CUA_n \subset (\mathbb{R}^2)^n \times (\mathbb{R}/\pi\mathbb{Z})^{\binom{n}{2}}.$$

Therefore,  $CUA_n$  contains a ‘ $CONF_n$  part’ that is smooth. The remaining points of  $CUA_n$  lie above the **diagonal**  $\Delta \subset (\mathbb{R}^2)^n$  consisting of configurations with at least two coinciding points  $p_i$  and  $p_j$ . We make an algebraic description for  $\mathbb{R}/\pi\mathbb{Z} = \mathbb{P}^1$  by taking coordinates  $(a_{ij} : 1)$  and  $(1 : b_{ij})$ , where

$$a_{ij} = \tan \bar{\alpha}_{ij}; \quad b_{ij} = \frac{1}{\tan \bar{\alpha}_{ij}}.$$

For simplicity, we consider only the case where  $b_{ij} \neq 0$  on each  $\mathbb{P}^1$ , so we work on the  $(a_{ij} : 1)$ -chart. We have transformed  $\psi_{UA_n}$  in a rational map  $\psi_{\text{slope}}$  given by

$$\psi_{\text{slope}}((x_0, y_0), \dots, (x_{n-1}, y_{n-1})) = \left\{ \left( \frac{y_j - y_i}{x_j - x_i} \right) \right\}_{0 \leq i < j \leq n-1},$$

where  $((x_0, y_0), \dots, (x_{n-1}, y_{n-1})) \in CONF_n$ . Without loss of generality we assume throughout this section that  $x_0 = y_0 = 0$ . That is, we consider configurations up to translation. The dimension of  $CONF_n(\mathbb{R}^2)$  up to translations equals  $2n - 2$ . The slope  $a_{0i}$ , for  $i \in \{1, \dots, n-1\}$  is denoted short as  $a_i$ . The triangle  $T_{ij}$  is the triangle with vertices  $(x_0, y_0)$ ,  $(x_i, y_i)$ , and  $(x_j, y_j)$ . The following lemma shows that there exists a relation between the  $x$ -coordinates of the vertices of  $T_{ij}$  and the slopes of the lines bounding  $T_{ij}$ . Let

$$t_{ij} = a_i x_i - a_j x_j - a_{ij} x_i + a_{ij} x_j.$$

Observe that  $t_{ij} = 0$  on the  $(a_{ij} : 1)$ -chart of  $CONF_n$ . Moreover, on this chart we have that  $CUA_n \subset \{t_{ij} = 0\}$  for  $1 \leq i < j \leq n-1$ . A question is if equality holds. That is, if the closed algebraic set  $\{t_{ij} = 0\}_{1 \leq i < j \leq n-1}$  is contained in  $CUA_n$ . The answer is no. We prove this later on by means of the six-slopes formula:

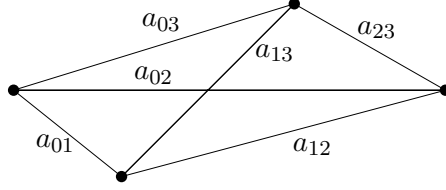


Figure 10: For four distinct points the six-slopes formula holds.

**Lemma 4.1 (six-slopes formula)**

Let  $p_0, p_1, p_2$  and  $p_3$  be distinct points in the plane. Then  $\Delta = \Delta_{0123} = 0$ , where  $\Delta$  is given by

$$\Delta = (a_1 - a_{12})(a_2 - a_{23})(a_3 - a_{13}) - (a_1 - a_{13})(a_2 - a_{12})(a_3 - a_{23}).$$

**Proof.** In the generic situation it is clear that one of the slopes can be computed in terms of the others. Do so. The formula is also true in the limit. ■

Note that interchanging indices  $1 \leftrightarrow 2$ , etcetera, changes the appearance of the expression for  $\Delta_{0123}$ , but does not change the expression itself. By  $\Delta_{ijkl}$  we denote  $\Delta_{0123}$  with 0, 1, 2 and 3 replaced by  $i, j, k$  and  $l$ .

**Corollary 4.2**

$\Delta_{ijkl} = 0$  on  $CUA_n$ .

Instead of just looking at the zeros of  $t_{ij} = 0$ , we add the condition that all  $\Delta_{ijkl}$  equal zero as well. This leads to the following definition.

The **triangle variety**  $T_n$  is the set of common zeroes of the polynomials  $t_{ij}$  for  $1 \leq i < j \leq (n - 1)$  and  $\Delta_{ijkl}$  for  $0 \leq i < j < k < l \leq (n - 1)$ . Any variable, of the form  $a_{ij}$  or  $x_i$ , takes value in  $\mathbb{R}$ .

The zero set of the polynomials  $f_1, \dots, f_n$  is indicated by  $V(f_1, \dots, f_n)$ . So  $T_4 = V(t_{12}, t_{13}, t_{23}, \Delta_{123})$ .

**4.3 Singularities of the triangle variety for small  $n$ .**

In this section we determine singularities of the triangle variety  $T_n$  for  $n = 3$  and  $n = 4$ . We start with  $n = 3$ .

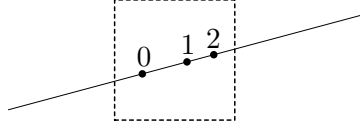


Figure 11: Three coinciding points with coinciding directions.

**Lemma 4.3**

An element  $c = (x_0, x_1, x_2, a_1, a_2, a_{12}) \in T_3$  is singular iff all points and all slopes coincide. That is:

$$x_0 = x_1 = x_2, \quad \text{and} \quad a_1 = a_2 = a_{12}.$$

The type of this singularity is  $A_\infty$ .

**Proof.** Note that  $t_{12} = (a_1 - a_{12})x_1 + (a_{12} - a_2)x_2 = 0$ . From this it follows that the singular set is given by  $a_i = a_j = a_{ij}$ , and that the singularity is of type  $A_\infty$ , cf. [9] (smooth 1-dimensional singular locus with transversal type Morse  $(A_1)$ ). ■

Geometrically, the singularities of  $T_3$  correspond to degenerated configurations where both the three points coincide and the directions between the points coincide, see Figure 11.

Next we consider  $n = 4$ .

**Proposition 4.4**

$CUA_4 \neq V(t_{12}, t_{13}, t_{23})$ .

**Proof.** The variety  $V(t_{12}, t_{13}, t_{23})$  contains  $0 = x_1 = x_2 = x_3$  as a component, *without* the condition that  $\Delta_{0123} = 0$ . ■

This explain why we have added the  $\Delta_{ijkl}$ 's in the definition of triangle variety  $T_n$ .

**Lemma 4.5**

A configuration  $c \in T_4$  is singular iff, up to relabeling, both  $x_0 = x_1 = x_2$  and  $a_1 = a_2 = a_{12}$ .

The singularities of  $T_4$  are closely related to the singularities of  $T_3$ . If only three points coincide, including their slopes, we have a singularity of type

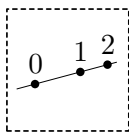


Figure 12: Typical singular configuration: three coinciding, collinear points with a fourth point.

$A_\infty$ , just as for  $T_3$ . But if all points coincide a more complicated singularity occurs as several  $A_\infty$  singularities ‘meet’: one can move any of the four points away in such a way that the three remaining points are as in the configuration of Lemma 4.3.

It is still an open question whether  $CUA_4 = T_4$ . Maybe we need to add some relations or inequalities to  $T_4$  to obtain equality?

## 5 A stability theorem.

For data sets  $\gamma_n$  in the angles and hook compactification  $CDA_n$ , limit Voronoi diagrams are defined, just as for polynomial sites: for every two points  $p_i = p_j$  the Voronoi half-plane  $vh(p_i, p_j)$  is the half-space through  $p_i = p_j$  determined by  $\alpha_{ij}$ . Using our characterization of Voronoi cells by half-planes, we write  $V(p_i) = \bigcap_{j \neq i} vh(p_i, p_j)$  for the Voronoi cell of  $p_i$ . This gives us a Voronoi diagram  $V(\gamma_n)$  for every  $\gamma_n \in CDA_n$ .

If we want to compare two Voronoi diagrams, a suitable notion of distance is the Hausdorff distance: two sets  $A$  and  $B$  are within **Hausdorff distance**  $r$  iff  $r$  is the smallest number such that any point of  $A$  is within distance  $r$  from some point of  $B$  and vice versa. If we compare two Voronoi diagrams in the Hausdorff distance, we mean that we compare the common boundary of the Voronoi cells or the one-skeleton of the diagrams.

We know by now that we can represent a Voronoi diagram of a set of non-necessarily distinct points in the plane by data sets consisting of the coordinates of the points and the pairwise angles  $\alpha_{ij}$  between the points. It even turns out that this representation by coordinates and angles is stable with respect to the Hausdorff metric if we put a mild restriction on the point configurations allowed.

More precisely, we only allow point configurations on the **unit disk**  $\mathcal{U} := \{x \in \mathbb{R}^2 \mid \|x\| \leq 1\}$ . These point configurations are monitored by four

additional so-called **camera points**  $c_1 = (-N, 0)$ ,  $c_2 = (0, N)$ ,  $c_3 = (N, 0)$  and  $c_4 = (0, -N)$ . If  $N \gg 1$  is chosen big enough and if only the points within the unit disk are allowed to move, then we get enough control to prove the following theorem on the restricted configuration space

$$CDA_n^{\mathcal{U}} := \{c_1, \dots, c_4; p_1, \dots, p_n; \alpha_{12}, \dots, \alpha_{(n+3)(n+4)}\},$$

with  $p_i \in \mathcal{U}$  and  $\alpha_{ij} \in \mathbb{R}/2\pi\mathbb{Z}$ .

**Theorem 5.1**

Let  $\gamma_n \in CDA_n^{\mathcal{U}}$ . Then the Voronoi diagram  $V(\eta_n)$  of any data set  $\eta_n \in CDA_n^{\mathcal{U}}$  that is Euclidean-close to  $\gamma_n$ , is Hausdorff-close to the Voronoi diagram  $V(\gamma_n)$ :

$$\forall \epsilon > 0, \exists \delta > 0, : d(\gamma_n, \eta_n) \leq \delta \Rightarrow h(V(\gamma_n), V(\eta_n)) \leq \epsilon$$

**Proof.** See [7] ■

## 6 Clickable diagrams in a clickable compactification.

In this paragraph we describe shortly a different compactification that has two big advantages compared to the angles and points compactification  $CDA_n$ . First, it is smooth as a manifold, and second, it has a natural recursive structure. We exploit this structure to introduce clickable Voronoi diagrams for clickable configurations.

### 6.1 A smooth angles and hooks compactification.

Such a clickable configuration is described by a set of data encoding the locations of the points and, if two or more points coincide a **screen** is specified for the set of labels of coinciding points. This compactification is a real version of the famous Fulton-MacPherson compactification, [4], that is described in terms of distinct points in a nonsingular algebraic variety.

We consider point configurations up to scalings,  $s$ , and translations,  $t$ . That is, our point configurations live in the **reduced** configuration space

$$\mathbf{conf}_n = CONF_n/\{s, t\}.$$

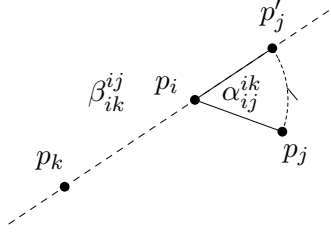


Figure 13: Constructing  $p_k$  out of  $p_i$  and  $p_j$ .

Kontsevich and Soibelman, [5, 6], define the manifold with corners  $FM_2(n)$  as the closure of the image of  $\mathbf{conf}_n$  in the compact manifold  $(S^1)^{\binom{n}{2}} \times [0, \infty]^{6\binom{n}{3}}$  under the map

$$[(p_1, \dots, p_n)] \mapsto ((\alpha_{ij})_{1 \leq i < j \leq n}, \beta_{ij}^{ik}),$$

where  $i, j$  and  $k$  pairwise distinct.  $\beta_{ij}^{ik}$  denotes the **ratio**  $\frac{|p_i - p_k|}{|p_i - p_j|}$ .

Instead of just a ratio, we specify for every triple of points a **hook**  $h_{ij}^{ik} = (\beta_{ij}^{ik}, \alpha_{ij}^{ik})$  that tells how to construct the point  $p_k$ , given the points  $p_i$  and  $p_j$ , see Figure 13. Here, both the hooks  $(\beta_{ij}^{ik}, \alpha_{ij}^{ik})$  and  $(-\beta_{ij}^{ik}, \alpha_{ij}^{ik} + \pi)$  ‘construct’ the same point  $p_k$ . This gives us an equivalence relation

$$(\beta_{ij}^{ik}, \alpha_{ij}^{ik}) \sim_K (-\beta_{ij}^{ik}, \alpha_{ij}^{ik} + \pi).$$

Note that we emphatically allow negative ‘ratio’s’. Let

$$AH_n = (\mathbb{R}/\pi\mathbb{Z})^{\binom{n}{2}} \times (([-\infty, \infty] \times \mathbb{R}/2\pi\mathbb{Z}) / \sim_K)^{6\binom{n}{3}}$$

and define the **angles and hooks compactification**  $XAH_n$  as the closure of the image of the map

$$\begin{aligned} \psi_{AH_n} : \quad \mathbf{conf}_n &\rightarrow AH_n, \\ [(p_1, \dots, p_n)] &\mapsto ((\overline{\alpha_{ij}})_{i < j}, (h_{ij}^{ik})) \end{aligned}$$

where  $i, j$  and  $k$  pairwise distinct,

**Theorem 6.1**

$XAH_n$  is a smooth submanifold of  $AH_n$ .

**Proof.** See [7] ■

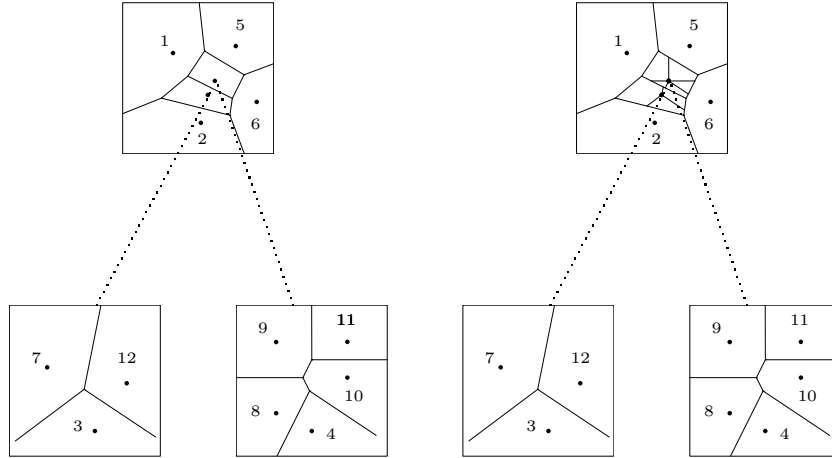


Figure 14: Clickable Voronoi diagrams in clickable configurations.

## 6.2 Filling screens.

Now suppose we are given some  $x$  in  $XAH_n$  or in  $FM_2(n)$ . We can determine a family of screens, the  $x$ -screens by analyzing zero ratios, that is, ratios of the form  $\frac{p_i - p_k}{p_i - p_j} = 0$ : this particular zero ratio for example, tells that  $p_i$  and  $p_k$  can be thought of as coinciding points from  $p_j$ 's viewpoint. Next pick a set of hooks and angles that is sufficient to fix all relative positions in all screens. Finally fill the screens using this set of hooks and angles. As a result, any two points are separated in some screen.

## 6.3 Adding Voronoi diagrams.

We add clickable Voronoi diagrams in the filled  $x$ -screens for  $x \in FM_2(n)$  in two steps that are illustrated in Figure 14.

1. In any filled  $x$ -screen all points are separated. So we can add the ordinary Voronoi diagrams of the points displayed, see Figure 14, on the left.
2. Add the Voronoi diagram of some  $x$ -screen  $S$  to the cell corresponding to  $S$  in the  $x$ -screen  $T$  just above  $S$ . This recursive step should start at the lowest screens, Compare Figure 14, on the right.



## 6.4 Polynomial sites versus $FM_2(\mathbf{n})$ .

We have already showed how to define pairwise angles for a set of polynomial sites. In a similar way, we can define ratios for triples of polynomial sites. This shows how to map a set of polynomial sites on a data set in  $FM_2(n)$ . On the other hand, from  $x \in FM_2(n)$  we can construct a set of  $n$  polynomial sites by reading off coordinates of points in appropriate screens, by using a natural predecessor relation on the labels  $1, \dots, n$  and by adding  $t$ 's if the depth of the  $x$ -screens increases.

Combining these two steps defines a normal form for the polynomial sites.

## References

- [1] Aurenhammer, F., Klein, R. – Voronoi diagrams, in: Handbook of Computational Geometry (eds. J. Sack, J. Urrutia), Elsevier, (2000).
- [2] De Berg, M., Van Kreveld, M., Overmars, M., Schwarzkopf, O. – Computational Geometry, Springer, (1997).
- [3] Edelsbrunner, H. – Geometry and Topology of Mesh Generation, Cambridge University Press, (2001).
- [4] Fulton, W., MacPherson, R. – A compactification of configuration spaces, Annals of Mathematics, **139** (1994), 183-225.
- [5] Kontsevich, M. – Operads and Motives in Deformation Quantization, xxx-QA/9904055, (1999).
- [6] Kontsevich, M., Soibelman, Y., – Deformation of algebras over operads and Deligne's conjecture, xxx-QA/0001151, (2000).
- [7] Lindenbergh, R.C., – Limits of Voronoi diagrams, PhD thesis, Utrecht University, (2002).
- [8] Okabe, A., Boots, B., Sugihara, K., Chiu, S.N. – Spatial Tessellations, second edition, Wiley, (2000).
- [9] Siersma, D. – Isolated line singularities, Proc. Symp. Pure Mathematics Vol. 40, part 2, (1983), 485-496.