

# Type-Directed Diffing of Structured Data

Victor Cacciari Miraldo  
Computing Sciences  
University of Utrecht  
v.cacciarimiraldo@uu.nl

Pierre-Évariste Dagand  
Laboratoire d'Informatique de Paris 6  
pierre-evariste.dagand@lip6.fr

Wouter Swierstra  
Computing Sciences  
University of Utrecht  
w.swierstra@uu.nl

## Abstract

The Unix `diff` utility that compares lines of text is used pervasively by version control systems. Yet certain changes to a program may be difficult to describe accurately in terms of modifications to individual lines of code. As a result, observing changes at such a fixed granularity may lead to unnecessary conflicts between different edits. This paper presents a *generic representation* for describing transformations between algebraic data types and a non-deterministic algorithm for computing such representations. These representations can be used to give a more accurate account of modifications made to algebraic data structures – and the abstract syntax trees of computer programs in particular – as opposed to only considering modifications between their textual representations.

**CCS Concepts** •Software and its engineering → Functional languages; Data types and structures; •Applied computing → Version control;

**Keywords** Datatype Generic Programming, Version Control, Dependently-typed programming, Agda

### ACM Reference format:

Victor Cacciari Miraldo, Pierre-Évariste Dagand, and Wouter Swierstra. 2017. Type-Directed Diffing of Structured Data. In *Proceedings of ACM SIGPLAN Conference on Programming Languages, New York, NY, USA, January 01–03, 2017 (PL’17)*, 13 pages. DOI: 10.1145/nnnnnnn.nnnnnnn

## 1 Introduction

Programming has become a collaborative activity. Besides external contributors, we collaborate first and foremost with our future selves. Most software projects nowadays adopt a version control system to record their history, track changes and enable the concurrent exploration of various lines of thoughts. Both activities – programming and tracking change – are tightly coupled, as witnessed by various curricula (Cochez et al. 2013; MacWilliam 2013) that teach both programming and version control in an holistic manner. Indeed, a disciplined programmer will adopt a programming style that yields a readable history of changes by, for example, applying small and incremental modifications forming a coherent whole.

This methodology lies at the heart of the development of the Linux kernel, for which a single release involves around 4000 developers concurrently modifying the code at a rate of about 9 changes per hour (Kroah-Hartman 2016). Similar tools and techniques have been applied in academic circles, a striking example being the HoTT book (Univalent Foundations Program 2013) written over the course of a few months by about 20 contributors (Monroe 2014). Over the past decades, the programming languages community has made

significant progress toward understanding the *essence* of programming. This paper is an attempt to extend this inquiry to encompass the *dynamic evolution* of programs. As a first step in this direction, we shall concern ourselves with the question of describing, comparing and computing changes at a syntactical level.

Maintaining a software as complex as an operating system with as many as several thousands contributors is a technical feat made possible thanks, in part, to a venerable Unix utility: `diff` (Hunt and McIlroy 1976). The `diff` tool computes the line-by-line difference between two textual files, determining the smallest set of insertions and deletions of lines to transform one file into the other.

This limited grammar of changes works particularly well for programming languages that organize a program into lines of code. For example, consider the following modification that extends an existing `for`-loop to not only compute the sum of the elements of an array, but also compute their product:

```
sum := 0;
prod := 1;
for (i in is) {
  sum += i;
  prod *= i;
}
```

However, the bias towards *lines* of code may lead to (unnecessary) conflicts when considering other programming languages. For instance, consider the following `diff` between two Haskell functions that adds a new argument to an existing function:

```
- head []          = error "?!"
- head (x :: xs) = x
+ head []          d = d
+ head (x :: xs) d = x
```

This modest change impacts all the lines of the function’s definition.

The line-based bias of the `diff` algorithm may lead to unnecessary *conflicts* when considering changes made by multiple developers. Consider the following innocuous improvement of the original `head` function, that improves the error message raised when the list is empty:

```
head []          = error "Expecting a non-empty list."
head (x :: xs) = x
```

Trying to apply the patch above to this modified version of the `head` function will fail, as the lines do not match – even if both changes modify distinct parts of the declaration in the case of non-empty lists.

The `diff` tool is too rudimentary for our purposes. The previous examples suggest that we should exploit the structure of the input files, beyond simple lines of code. This structure can be described by the *abstract syntax tree* of the language under consideration, or any approximation thereof. These trees can be modelled accurately using *algebraic datatypes* in a functional language.

1 If we reconsider our example, we could give a more accurate  
 2 description of the modification made to the *head* function by de-  
 3 scribing the changes made to the constituent declarations and ex-  
 4 pressions:

```
5 head []      {+ d +} = {- error "?!" -} {+ d +}
6 head (x :: xs) {+ d +} = x
```

7 There is more structure here than mere lines of text. In this paper  
 8 we will show how to exploit this.

9 We will present a conceptual and practical framework for defin-  
 10 ing, specifying and manipulating transformations between struc-  
 11 tured data. We take advantage of dependent type theory as a  
 12 uniform programming language for (meta-)programming typed  
 13 representations of data as well as a formal system for specifying  
 14 algorithms. We will extensively program *with* dependent types  
 15 to ensure, by construction, that our transformations are structure-  
 16 preserving. In particular, this paper makes the following contribu-  
 17 tions:

- 18 • We define a generic notion of patch for structured data. Our  
 19 definition is *structure and type preserving*: applying patches  
 20 will always produce well-formed data. We will initially  
 21 present a solution for computing the difference between  
 22 non-recursive datatypes (Section 3), before extending our  
 23 results to arbitrary algebraic datatypes (Section 4). We il-  
 24 lustrate our approach by revisiting the previous examples  
 25 and showing that it subsumes the notion of edit script used  
 26 by the Unix `diff` utility.
- 27 • We provide a nondeterministic specification of the differ-  
 28 encing algorithm (Section 5) computing structured patches.  
 29 This specification provides a blueprint for the implementa-  
 30 tion of domain-specific heuristics by precisely identifying  
 31 the backtracking points guiding the search space explo-  
 32 ration. Furthermore, our specification is executable: we  
 33 can enumerate all possible patches between two inputs. We  
 34 illustrate the practical benefit of this formal framework in  
 35 two different ways. Firstly, we show that – due to sharing  
 36 and type information – non-trivial patches can be success-  
 37 fully applied to values besides their original input. This is  
 38 especially important when considering our patches as the  
 39 potential basis for a version control system, where modifica-  
 40 tions may be interleaved in a non-trivial fashion. Secondly,  
 41 we implement a domain-specific heuristic for a data model  
 42 exhibiting unique labels, which improves the accuracy of  
 43 the resulting patches.
- 44 • Finally, we explore the structure and interpretation of our  
 45 type-directed patches (Section 6). We shall reveal the groupoid  
 46 structure of patches by defining inversion and composi-  
 47 tion as patch manipulating programs. The interpretation of  
 48 patches as partial functions enables us to formalize a notion  
 49 of “patch accuracy”.

50 Throughout this paper we will use Agda (Norell 2009) to model  
 51 increasingly complex patches. We will sometimes simplify the code  
 52 presented in this paper, for example, by omitting the placement  
 53 of universal quantifiers and type signatures when these can be  
 54 inferred from the context. Our entire development is available  
 55 online.<sup>1</sup>

56 <sup>1</sup>[goo.gl/SY2Dj0](http://goo.gl/SY2Dj0)

## 2 Background

Before we can introduce our generic notion of patches and the algo-  
 rithms to compute them, we first introduce some of the terminology  
 regarding patches that we will use throughout this paper and the  
 generic programming technology on which our development relies.

### Patches

A *patch* describes a transformation between two values. We expect  
 any implementation of patches to support at least the following  
 two functions: a *diff* function that, given two values, creates a  
 patch describing how to transform one into the other; and an *apply*  
 function that, given a patch and a value, applies the transformation  
 described by this patch to the value if possible. Formally, this  
 specification translates into the following abstract interface:

*Patch* : Set → Set

*diff* : A → A → Patch A

*apply* : Patch A → A → Maybe A

*correctness* : apply (diff x y) x ≡ just y

Note that applying a patch is a *partial operation*. A patch that  
 removes a specific line from a file can only be applied to files  
 containing that line; if it is applied to any other file, the result  
 is undefined. The final *correctness* property states that a patches  
 created through the call `diff x y` should indeed faithfully reconstruct  
*y* from *x*. By convention, we will refer to the two arguments of the  
*diff* function as the *source* and *destination* respectively.

Given this specification, there is a trivial implementation of  
 patches that we can define for any type equipped with an equality  
 test:

*Patch*<sub>Δ</sub> : Set → Set

*Patch*<sub>Δ</sub> A = A × A

*diff*<sub>Δ</sub> : A → A → Patch<sub>Δ</sub> A

*diff*<sub>Δ</sub> x y = (x, y)

*apply*<sub>Δ</sub> : Patch<sub>Δ</sub> A → A → Maybe A

*apply*<sub>Δ</sub> (x, y) z = if x <sup>?</sup>= y then just z  
 else if x <sup>?</sup>= z then just y  
 else nothing

Here we model a patch as a pair of the source and destination  
 values. The *diff*<sub>Δ</sub> function is trivial; the *apply*<sub>Δ</sub> function checks  
 whether the argument value *z* is equal to the original source value  
*x* and if so, returns the destination *y*. Note that if source and  
 destination are already equal, then *apply*<sub>Δ</sub> amounts to an identity  
 function, *ie.* we have *apply*<sub>Δ</sub> (diff<sub>Δ</sub> x x) z = just z.

This simple model of patches and application is the one used by  
 most version control systems to manage binary files. However, it is  
 often too simplistic. Even though creating a patch is very efficient,  
 the resulting patches do not contain any meaningful information  
 about the changes that have been made. Furthermore, we can only  
 ever apply a patch to a single value; this is especially problematic  
 when having to reconcile two separate patches to the same value.

For these reasons, any realistic *diff* algorithm will try to exploit  
 information about the *structure of the data* being compared. Before  
 we can do so, however, we will set the stage for our algorithm by  
 introducing the generic programming technology upon which it  
 relies.

## Datatype Reflection

To compute more accurate patches, we will need to account for more structure than mere lines of text. As a first step in this direction, we shall consider data following a regular tree structure. We model such algebraic datatypes in Agda using *universe constructions* (Backhouse et al. 1998; Jansson and Jeuring 1997; Martin-Löf 1984; Morris 2007). In particular, we will adopt de Vries and Löh (2014)'s internalization of data-structures as sums-of-products (*SoP*). It is straightforward to extend this approach to handle mutual recursion, as hinted at in Section 7.

**A universe of sums-of-products.** As suggested by the name “sums-of-products”, we will consider finitary coproducts of finitary products of atomic types. An atom can either be some type constant, such as integers or booleans, or a type variable, used to represent recursion

```
data Atom : Set where
```

```
  K : Konst → Atom
  I :       Atom
```

where *Konst* is a (finite) enumeration of the constant types available to the programmer.

From our standpoint, constant types are structurally *opaque*: we can only test them for equality and, therefore, they only support the naive implementation of patches. Throughout this article, we take

```
data Konst : Set where
  kN : Konst
  kB : Konst
  [ ]_k : Konst → Set
  [kN]_k = N
  [kB]_k = Bool
```

whereas our formal development is in fact parametrized by any such enumeration.

We then represent the *SoP* structure using a list of coproducts, each storing a list of products:

```
Prod : Set
Prod = List Atom
Sum  : Set
Sum  = List Prod
```

The type *Sum* defines the *code* of our *SoP* universe. Its *interpretation* builds its corresponding pattern functor (Benke et al. 2003) of type  $\text{Set} \rightarrow \text{Set}$ :

```
[ ]_a : Atom → (Set → Set)
[ I ]_a X = X
[ K κ ]_a X = [ κ ]_k

[ ]_p : Prod → (Set → Set)
[ [ ] ]_p X = Unit
[ α :: π ]_p X = [ α ]_a X × [ π ]_p X

[ ]_s : Sum → (Set → Set)
[ [ ] ]_s X = ⊥
[ π :: σ ]_s X = [ π ]_p X ∪ [ σ ]_s X
```

Using this universe, we encode the representation of *lists of natural numbers* and *2-3-trees* as

```
listF : Sum
listF = let nilT = [ ]
         consT = [ K kN , I ]
         in [ nilT , consT ]
```

```
2-3-treeF : Sum
```

```
2-3-treeF = let leafT = [ ]
             2nodeT = [ K kN , I , I ]
             3nodeT = [ K kN , I , I , I ]
             in [ leafT , 2nodeT , 3nodeT ]
```

and we verify that these codes interpret to the expected pattern functors:

```
[listF]_s : Set → Set
[listF]_s X = Unit ∪ N × X × Unit ∪ ⊥
```

```
[2-3-treeF]_s : Set → Set
[2-3-treeF]_s X = Unit ∪ N × X × X × Unit
                ∪ N × X × X × X × Unit ∪ ⊥
```

Despite the redundant *Unit* and  $\perp$  types, these functors are isomorphic to the functors used to represent lists of numbers and 2-3 trees (Gibbons 2007; Yakushev et al. 2009). To make our code more readable, we will omit the functor argument *X* and the subscripts *a*, *p*, *s* in the interpretation function  $[[ty]]_{\square} X$ , whenever these may be inferred from the context.

Inhabitants of the *SoP* universe thus have a canonical representation: they consist of a choice of constructor among the sum of possibilities, applied to a product of its arguments. For a *SoP*  $\sigma$ , choosing a constructor amounts to picking an element in a finite set of *length*  $\sigma$  elements:

```
Constr : Sum → Set
Constr σ = Fin (length σ)
```

On our earlier examples, we name the usual constructor tags as follows:

```
`cons `nil : Constr listF
`nil      = zero
`cons    = suc zero

`leaf `2-node `3-node : Constr 2-3-treeF
`leaf    = zero
`2-node  = suc zero
`3-node  = suc (suc zero)
```

**A view on sums-of-products.** Given a constructor, we can extract the type of its arguments using the *typeOf* function below. Together with suitable arguments, we construct an inhabitant of the desired type with the *inj*<sub>*i*</sub> function.

```
typeOf : (σ : Sum) → Constr σ → Prod
typeOf [ ] ()
typeOf (π :: σ) zero = π
typeOf (π :: σ) (suc n) = typeOf σ n
```

```
inj_ : (C : Constr σ) → [typeOf σ C]_p A → [σ]_s A
inj_zero p = i1 p
inj_(suc i) p = i2 (inj_i p)
```

To witness this isomorphism between the encoded representation and the constructor-based presentation, we define a *view* (McBride and McKinna 2004; Wadler 1987) that teases apart any value in our *SoP* universe as a constructor applied to a list of arguments:

```

1 data SOP :  $[[\sigma]]_s X \rightarrow \text{Set where}$ 
2   tag : (C : Constr  $\sigma$ ) (p :  $[[\text{typeOf } \sigma C]]_p X$ )
3      $\rightarrow \text{SOP (inj}_C p)$ 
4 sop : { $\sigma$  : Sum} (s :  $[[\sigma]]_s X$ )  $\rightarrow \text{SOP } s$ 
5 sop {} ()
6 sop { $\pi$  ::  $\sigma$ } (i1 p) = tag zero p
7 sop { $\pi$  ::  $\sigma$ } (i2 s)
8   with sop s
9 ...| tag C s' = tag (suc C) s'

```

We can use this view, for instance, to implement the dual of  $\text{inj}_C$ , which will try to *pattern-match* on constructor  $i$  and return its arguments, if possible.

```

15 match.  $\cdot$  : (C : Constr  $\sigma$ )  $\rightarrow [[\sigma]]_s X \rightarrow \text{Maybe } [[\text{typeOf } \sigma C]]_p$ 
16 match_C s with sop s
17 ...| tag C' p with C  $\stackrel{?}{=} C'$ 
18 ...| true = just p
19 ...| false = nothing

```

**Tying the knot.** The *SoP* provides us with a first-order language for describing pattern functors. To represent actual data-structures, we must tie the knot and construct the least fixpoint of such functors:

```

25 data Fix ( $\sigma$  : Sum) : Set where
26    $\langle \_ \rangle$  :  $[[\sigma]]_s (\text{Fix } \sigma) \rightarrow \text{Fix } \sigma$ 

```

We can now define the *list* and *2-3-tree* data-structures as follows:

```

29 list : Set
30 list = Fix listF
31 2-3-tree : Set
32 2-3-tree = Fix 2-3-treeF
33 Moreover, we can also define constructors for list in terms of the
34 tags we defined earlier:
35 nil : list
36 nil =  $\langle \text{inj}_{\text{nil}} \text{tt} \rangle$ 
37 cons :  $\mathbb{N} \rightarrow \text{list} \rightarrow \text{list}$ 
38 cons x xs =  $\langle \text{inj}_{\text{cons}} (x, xs, \text{tt}) \rangle$ 

```

Defining *leaf*, *2-node* and *3-node* in a similar way lets one easily write some values as if they were values of datatypes defined directly in Agda:

```

43 l0 : list
44 l0 = cons 8 (cons 13 (cons 21 (cons 34 nil)))
45 t0 : 2-3-tree
46 t0 = 3-node 1 leaf (2-node 2 leaf leaf) (2-node 3 leaf leaf)

```

### 3 Functorial Changes

In Section 2, we specified patches through an abstract interface and presented a simple implementation. In the following sections, we will give an intensional model of such a theory for the data-structures described by the *SoP* universe. To do so, we first consider a single layer of datatype, *ie.* a single application of the datatypes pattern functor. In Section 4, we extend this treatment to recursive datatypes, essentially by taking the fixpoint of the constructions we present in this section. Throughout this section, we consider two structured values:

```

t1 = 2-node 1 (2-node 3 v1 x) y
t2 = 2-node 2 (3-node 3 w1 x' w2) y

```

These two trees are depicted in Figure 1a and Figure 1c respectively. The figures show that we will draw our *2-3-trees* using black nodes to represent a *2-node* and white nodes to represent a *3-node*. We have replaced the indetermined subtrees (such as  $x$ ,  $y$  and  $v_1$ ) with labelled leaves in our figures.

How should we represent the transformation mapping  $t_1$  into  $t_2$ ? Traversing the trees from their roots, we see that on the outermost level they both consist of a *2-node*, yet the fields of the source and destination nodes are different: the first field is modified from a *1* to a *2*; the third field  $y$  is the same, and can be copied from the source to destination, but the second field is modified. Inspecting the second argument of *2-node* in greater detail we can see that at this level, the constructor has changed from a *2-node* to a *3-node*. We have many different ways to continue recursively. In this example, we assume that the fields of two subtrees are modified in the following way: the integer *3* is simply *copied* from the source to the destination; the source subtree  $v_1$  is *deleted*; the destination subtree  $w_1$  and  $w_2$  are *inserted*; and finally, the source subtree  $x$  is *modified* to construct a new subtree  $x'$ . All of this is depicted graphically in Figure 1b.

This graphical notation enables us to make a couple of observations before delving into the formal treatment. We will begin by sketching its intended semantics. First, we remark that the structure of a patch closely follows the structure of the trees on which it operates. For instance, the head constructors of  $t_1$  and  $t_2$  being identical, the resulting patch should preserve this sharing – as the figure suggests. Second, when two subtrees are absolutely identical – as is the case for the subtree  $y$  – the resulting patch does not need to store any data and merely record the fact that this data should be copied from the source to the destination without modification, depicted by the cloud that ‘hides’ information about the specific values involved. Third, being opaque, distinct atoms – such *1* in  $t_1$  and *2* in  $t_2$  – cannot be decomposed further. Instead, we record their difference using the a trivial patch we saw in the previous section, *ie.* as a pair of source and destination values. This is depicted by the diamond storing both *1* and *2* as the leftmost child of our patch.

Finally, and more interestingly, a patch may transform one constructor into another – as we have seen after matching the outermost nodes of  $t_1$  and  $t_2$ . At that point, we need to decide how to continue transforming the various subtrees of the two values involved. We will refer to such a choice of association between the constructor fields of the source value and the constructor fields of the destination value as an *alignment*. Here we chose to copy the value *3*, and recursively continue with the two subtrees  $x$  and  $x'$ . The other subtrees are either deleted from the source ( $v_1$ ) or inserted into the destination ( $w_1$  and  $w_2$ ). In the figure, we have tried to visualize this by taking the fields of the *2-node* on the left and the fields of the *3-node* on the right. When we choose to associate two fields from the source and destination, we draw a line between them. The first and third fields of the source are associated with the first and third fields of the destination respectively. For each such association, we either copy the values if they are the same (such as for *3*) or pair them if they are different (such as  $x$  and  $x'$ ). Any remaining subtrees from the source are deleted (as is the case for  $v_1$ ); any remaining subtrees from the destination are inserted (as is the case  $w_1$  and  $w_2$ ).

1  
2  
3  
4  
5  
6  
7  
8  
9  
10  
11  
12  
13  
14  
15  
16  
17  
18  
19  
20  
21  
22  
23  
24  
25  
26  
27  
28  
29  
30  
31  
32  
33  
34  
35  
36  
37  
38  
39  
40  
41  
42  
43  
44  
45  
46  
47  
48  
49  
50  
51  
52  
53  
54  
55  
56  
57  
58  
59  
60  
61

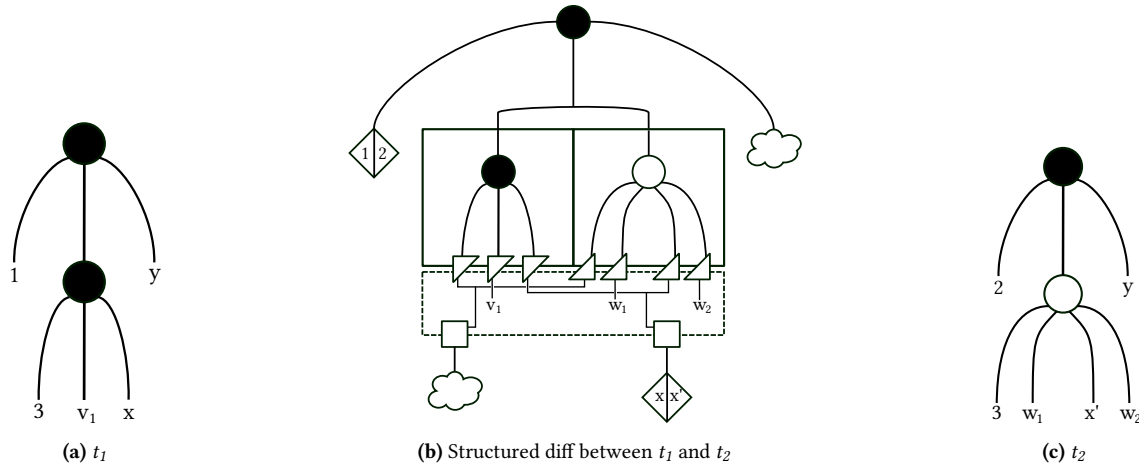


Figure 1. Two trees,  $t_1$  and  $t_2$ , and their difference.

This example shows that any definition of patches must handle the coproduct structure and the product structure of our universe separately. The coproduct structure of our patches records changes to constructors; the product structure of our patches records how to align the constructor fields of the coproducts. This distinction is reflected in the definition of patch application, which will follow this phase separation.

### Spines

The first part of our algorithm handles the *sums* of the *SoP* universe. Given two values,  $x$  and  $y$ , it computes the *spine*, capturing the common coproduct structure. We distinguish three possible cases:

- $x$  and  $y$  are fully equal, in which case we copy the full values regardless of their contents. Figure 2a depicts how an entire subtree  $t$  is copied from the source to the destination.
- $x$  and  $y$  have the same constructor – ie.  $x = \text{inj}_C px$  and  $y = \text{inj}_C py$  – but some subtrees of  $x$  and  $y$  are distinct, in which case we copy the head constructor and handle all arguments pairwise. Figure 2b illustrates this treatment of values built from equal constructors.
- $x$  and  $y$  have distinct constructors, in which case we record a change in constructor and a choice of the alignment of the source and destination’s constructor fields (Figure 2c).

The datatype  $S$ , defined below, formalizes this description. The three cases we describe above correspond to the three constructors of  $S$ . When the two values are not equal, we need to represent the differences somehow. If the values have the same constructor (Figure 2b) we need to reconcile the fields of that constructor whereas if the values have different constructors (Figure 2c) we need to reconcile the products that make the fields of the constructors. We parametrized the data type  $S$  by a relation between products,  $Al$ , that describes what to do with the different fields, and a predicate between atoms  $At$ , that describes what to do with the paired fields in case we have the same constructor.

```

data S (At : Atom → Set) (Al : Prod → Prod → Set)
  (σ : Sum) : Set where
Scp  : S At Al σ
Scns : (C : Constr σ)
  → All At (typeOf σ C)
  → S At Al σ
Schg : (C1 C2 : Constr ty)
  → Al (typeOf ty C1) (typeOf ty C2)
  → S At Al σ
    
```

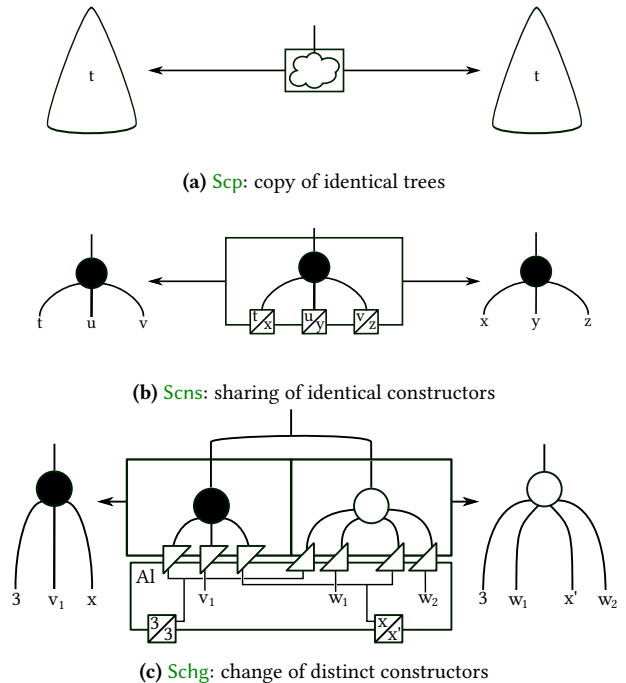


Figure 2. Spines, graphically

The `Scp` constructor simply records that the tree is unchanged. The `Scns` constructor records that the first constructor is the same in both trees, so we take the arguments of both subtrees and zip them together. Here the function `All` lifts the predicate `At` to work on the fields of both constructors. We omit its definition. Finally, the `Schg` constructor records a change to the outermost constructor.

Recall the *spine* shown in Figure 1b. We could represent it using a value of type `S` as:

$$s = \text{Scns } 2\text{-node } (p, \text{Schg } 2\text{-node } 3\text{-node } a, \text{Scp})$$

For  $p$  and  $a$  with appropriate types.

Note that the `Al` parameter, which handles *products*, needs to be *heterogeneous*: if a constructor changes, the products of arguments may be of different arity and type. The example in Figure 1b shows this situation. There we see that a black node has three fields, whereas a white node has four. As a result, we cannot assume that when a constructor changes, we have exactly the same number of constructor fields. The `Spine` itself, though, is defined for a single type: we are only interested in diffing elements of *the same type*, hence, the outermost coproduct structure shall always be the same.

We gave a very intensional description of what a *spine* consists of, but we are in fact interested in how to interpret these spines – that is, what do they *mean*. Below we interpret a *spine* as a partial function. This is also called the application function of a spine, as it describes the action a spine has on a particular value.

To do so, we require argument functions specifying how to handle both the atoms, `doAt`, and the underlying product structure, `doAl`. We proceed by matching the spine and argument tree, yielding the following definition in applicative style (McBride and Paterson 2008).

$$\begin{aligned} \text{apply-S} &: (doAt : At \alpha \rightarrow [\alpha]_a \rightarrow \text{Maybe } [\alpha]_a) \\ &\rightarrow (doAl : Al \pi_2 \pi_1 \rightarrow [\pi_2]_p \rightarrow \text{Maybe } [\pi_1]_p) \\ &\rightarrow S \text{ At } Al \sigma \rightarrow [\sigma]_s \rightarrow \text{Maybe } [\sigma]_s \end{aligned}$$

$$\text{apply-S } doAt \ doAl \ \text{Scp } x = \text{just } x$$

$$\text{apply-S } doAt \ doAl \ (\text{Schg } i \ j \ p) \ x \ \text{with } \text{sop } x$$

$$\dots | \text{tag } cx \ dx \ \text{with } cx \stackrel{?}{=} i$$

$$\dots | \text{false} = \text{nothing}$$

$$\dots | \text{true} = \text{inj}_j \langle \$ \rangle doAl \ p \ dx$$

$$\text{apply-S } doAt \ doAl \ (\text{Scns } i \ ps) \ x \ \text{with } \text{sop } x$$

$$\dots | \text{tag } cx \ dx \ \text{with } cx \stackrel{?}{=} i$$

$$\dots | \text{false} = \text{nothing}$$

$$\dots | \text{true} = \text{inj}_i \langle \$ \rangle sAll \ doAt \ ps$$

where

$$\begin{aligned} sAll &: (doAt : At \alpha \rightarrow [\alpha]_a \rightarrow \text{Maybe } [\alpha]_a) \\ &\rightarrow All \text{ At } \pi \rightarrow [\pi]_p \rightarrow \text{Maybe } [\pi]_p \end{aligned}$$

We distinguish three possible cases. In the first case, `Scp`, we can copy over the argument tree without inspecting it. In the second case, `Schg`, we check whether or not the argument is built from the expected constructor. If so, we process the underlying product structure and reassemble a new tree using `injj`; if not, the application fails and returns `nothing`. Finally in the case for `Scns`, we once again check if the argument is built from the constructor we are expecting. If so, we map `doAt` over the pairs of atoms, corresponding to the constructors field. If this succeeds, we can construct a new tree using `inji`; if this fails, the entire application returns `nothing`.

## Alignment

Whereas the previous section showed how to match the *constructors* of two trees, we still need to determine how to continue diffing the products of data stored therein. At this stage in our construction, we are given two heterogeneous lists, corresponding to the fields associated with two distinct constructors. As a result, these lists need not have the same length nor store values of the same type. In the example in Figure 1, we compare two subtrees built from different constructors. To do so, we need to decide how to line up the constructor fields of the source and destination. We shall refer to the process of reconciling the lists of constructor fields as solving an *alignment* problem.

Our approach is inspired by the existing algorithms computing the *edit distance* between two strings. When comparing two text files, the `diff` utility computes an *edit script*, that is, a sequence of operations that copy lines from the source to the destination file, insert new lines in the destination file, or discard lines from the source file. There are many different choices of *edit script* for any two files. One extreme example would be to delete all the lines from the source file and insert each line from the destination file. In practice, however, the `diff` utility minimizes the number of insertions and deletions, copying information whenever it can.

Finding a suitable alignment between two lists of constructor fields amounts to finding a suitable *edit script*, that relates source fields to destination fields. The `Al` data type below describes such edit scripts for a heterogeneously typed list of atoms. These scripts may insert fields in the destination (`Ains`, Figure 3c), delete fields from the source (`Adel`, Figure 3b), or associate two fields from both lists (`AX`, Figure 3a). Each of the illustrations in Figure 3 shows how a large alignment (delineated by the dashed lines) can be decomposed into a smaller recursive alignment (delineated by the inner box labelled `Al`). Depending on whether the alignment associates the heads, deletes from the source list or inserts into the destination, the smaller recursive alignment has shorter lists of constructor fields at its disposal.

$$\begin{aligned} \text{data } Al \ (At : Atom \rightarrow Set) : Prod \rightarrow Prod \rightarrow Set \ \text{where} \\ A0 &: \quad \quad \quad \rightarrow Al \text{ At } [] \quad [] \\ AX &: At \ \alpha \rightarrow Al \text{ At } \pi_2 \ \pi_1 \rightarrow Al \text{ At } (\alpha :: \pi_2) \ (\alpha :: \pi_1) \\ Adel &: [\alpha]_a \rightarrow Al \text{ At } \pi_2 \ \pi_1 \rightarrow Al \text{ At } (\alpha :: \pi_2) \quad \pi_1 \\ Ains &: [\alpha]_a \rightarrow Al \text{ At } \pi_2 \ \pi_1 \rightarrow Al \text{ At } \quad \pi_2 \ (\alpha :: \pi_1) \end{aligned}$$

As we did for spines, we once again abstract over the predicate between the underlying atoms,  $At : Atom \rightarrow Set$ .

Note that we require alignments to preserve the order of the arguments of each constructors, thus forbidding permutations of arguments. In effect, the datatype of alignments can be viewed as an intensional representation of (partial) *order and type preserving maps*, along the lines of McBride's order preserving embeddings (McBride 2005), mapping source fields to destination fields. Provided a partial embedding for atoms, we can therefore interpret alignments into a function transporting the source fields over to the corresponding destination fields, failure potentially occurring when trying to associate incompatible atoms:

$$\begin{aligned} \text{apply-Al} &: (doAt : At \ \alpha \rightarrow [\alpha]_a \rightarrow \text{Maybe } [\alpha]_a) \\ &\rightarrow Al \text{ At } \pi_2 \ \pi_1 \rightarrow [\pi_2]_p \rightarrow \text{Maybe } [\pi_1]_p \end{aligned}$$

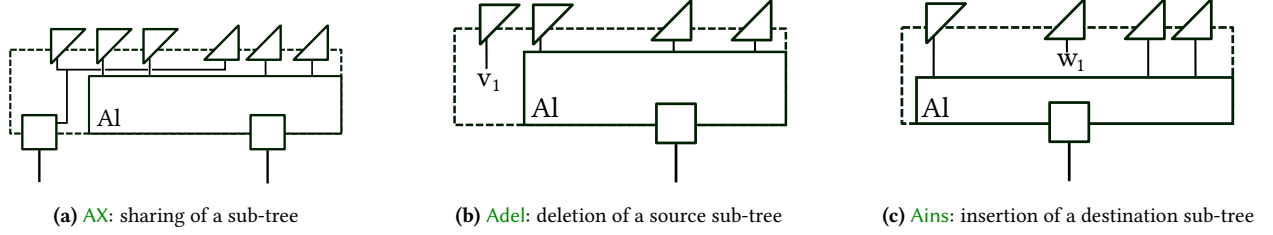


Figure 3. Alignments, graphically

```

12 apply-Al doAt A0 tt = just tt
13 apply-Al doAt (AX p al) (a, p) with doAt p a | apply-Al doAt al p
14 ...| just a' | just p' = just (a', p')
15 ...| _ | _ = nothing
16 apply-Al doAt (Ains a al) ps with apply-Al doAt al ps
17 ...| just ps' = just (a, ps')
18 ...| nothing = nothing
19 apply-Al doAt (Adel a1 al) (a2, ps) with a1 = a2
20 ...| false = nothing
21 ...| true = apply-Al doAt al ps

```

The definition is unremarkable. It proceeds by straightforward induction on the alignment. When the alignment specifies that a source field is inserted, we perform the remaining alignment, before inserting the new field. When an existing field should be deleted, we need to check that current the value at the ‘head’ of the list of constructor fields equals the value we are expecting. If so, we delete it and recurse; otherwise the application fails.

### Atoms

Having dealt with the coproduct structure through the spine  $S$ , and with the product structure therein through the alignments  $Al$ , we are left with atoms. For the moment, we focus on non-recursive datatypes and parameterized our construction with respect to a type  $P : \text{Set}$  of patches for the recursive argument  $Rec : \text{Set}$ . In later sections, we will show how to tie this recursive knot.

```

39 data At (P : Set) : Atom → Set where

```

```

40   set : TrivialK κ → At P (K κ)
41   fix : P → At P I

```

On opaque types, we follow the trivial patch definition of (2.1), define  $\text{Trivial}_K$  as the diagonal interpretation of the constant types

```

45 TrivialK : Konst → Set
46 TrivialK κ = PatchΔ [κ]k

```

```

49 apply-K : TrivialK κ → [κ]k → Maybe [κ]k
50 apply-K = applyΔ

```

Now, given an application function for  $P$ , we can define an application function for atoms:

```

53 apply-At : (doP : P → X → Maybe X) → At P α → [α]a
54           → Maybe [α]a X

```

```

55 apply-At doP (set k) x = apply-K k x

```

```

56 apply-At doP (fix p) x = doP p x

```

In the following section, we will instantiate this parameter  $P$  to the handle data types recursively.

## 4 Fixpoint of Changes

In the previous section, we presented patches describing changes to the coproducts, products, and atoms of our  $SoP$  universe. This development, however, was parametrized over the treatment of recursive subtrees: it handles a single layer of the fixpoint construction, but does not yet recurse. In this section, we tie the knot and define patches describing changes to arbitrary *recursive* datatypes. Throughout the remainder of this section, we will consider patches on a fixed code from our  $SoP$  universe,  $\mu\sigma$ .

To represent generic patches on recursive datatypes, we will define two mutually recursive data types  $Al\mu$  and  $Ctx$ . The semantics of both these datatypes will be given by defining how to *apply* them to arbitrary values:

- Much like alignments for products, a similar phenomenon appears at fixpoints. When comparing two recursive structures, we can insert, remove or modify constructors. We will use  $Al\mu : \text{Set}$  to specify these edit scripts at the constructor-level. Its application function has type:  
 $\text{apply-}Al\mu : Al\mu \rightarrow \text{Fix } \mu\sigma \rightarrow \text{Maybe } (\text{Fix } \mu\sigma)$
- Whenever we choose to insert or delete a recursive subtree, we must specify *where* this modification takes place. To do so, we will define a new type  $Ctx : \text{Prod} \rightarrow \text{Set}$ , inspired by zippers (Huet 1997), to navigate through our data-structures. A value of type  $Ctx \pi$  selects a single atom  $l$  from the product of type  $\pi$ . We can use  $Ctx \pi$  to specify both insertions and deletions:  
 $\text{insCtx} : Ctx \pi \rightarrow \text{Fix } \mu\sigma \rightarrow \text{Maybe } [\pi]<sub>p</sub>$   
 $\text{delCtx} : Ctx \pi \rightarrow [\pi]<sub>p</sub> \rightarrow \text{Maybe } (\text{Fix } \mu\sigma)$

We will now define both these data types and their associated application functions more precisely.

### Aligning Fixpoints

Modeling changes over fixpoints closely follows our definition of alignments of products. Instead of inserting and deleting elements of the product we insert, delete or modify *constructors*. Our previous definition of spines merely matched the constructors of the source and destination values – but never introduced or removed them. It is precisely these operations that we must account for here.

The  $Al\mu$  datatype has three constructors: *spn*, *ins*, and *del*:

```

58 data Alμ : Set where

```

```

59   spn : S Atμ (Al Atμ) μσ → Alμ

```

```

60   ins : (C : Constr μσ) → Ctx (typeOf μσ C) → Alμ

```

```

61   del : (C : Constr μσ) → Ctx (typeOf μσ C) → Alμ

```

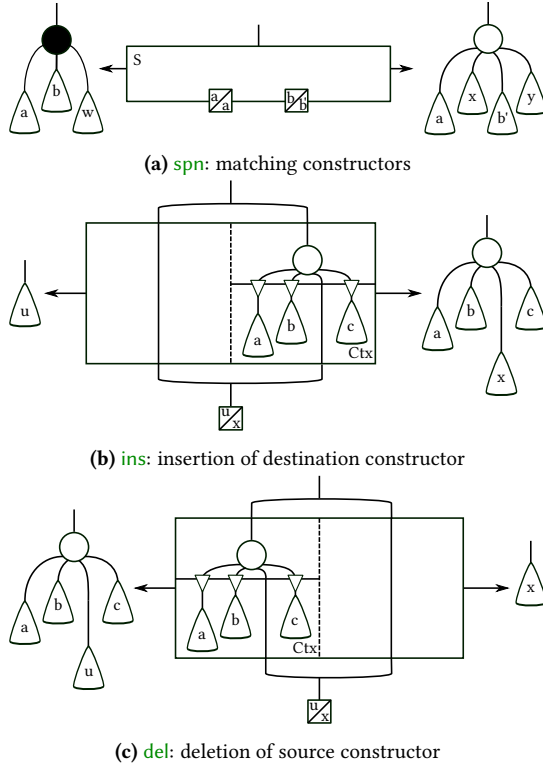


Figure 4. Recursive alignments, graphically

The first constructor, *spn*, does not perform any new insertions and deletions, but instead records a spine and an alignment of the underlying product structure. This closely follows the patches we have seen in the previous section. To insert a new constructor, *ins*, requires two pieces of information: a choice of the new constructor to be introduced,  $C$ , and the fields associated with that constructor. Note that we only need to record *all but one* of the constructor's fields, as represented by a value of type  $\text{Ctx}$  ( $\text{typeOf } \mu\sigma C$ ). We have tried to visualize this situation in Figure 4b: to transform the tree  $u$  on the left into the larger tree on the right, we introduce a new 3-node. The information stored in the patch records *how* to associate  $u$  with one of the subtrees of the new node, together with the remaining constructor fields ( $a, b$ , and  $c$ ). The situation for deletion in Figure 4c is analogous.

The interpretation of these codes is given below:

```

apply- $\text{Al}\mu$  :  $\text{Al}\mu \rightarrow \llbracket \sigma_1 \rrbracket \rightarrow \text{Maybe } \llbracket \sigma_2 \rrbracket$ 
apply- $\text{Al}\mu$  doAt (spn  $s$ )  $x$  = apply-S (apply- $\text{Al}$  doAt)  $s$   $x$ 
apply- $\text{Al}\mu$  doAt (ins  $C$   $\partial$ )  $x$  with insCtx  $\partial$   $x$ 
... | nothing = nothing
... | just  $x'$  =  $\langle \text{inj}_C x' \rangle$ 
apply- $\text{Al}\mu$  doAt (del  $C$   $\partial$ )  $\langle x \rangle$  with sop  $x$ 
... | tag  $C_1$   $p_1$  with  $C \stackrel{?}{=} C_1$ 
... | false = nothing
... | true = delCtx  $\partial$   $p_1$ 

```

In the *spn* case, we call the application functions defined for spines and alignments that we saw previously. Most of the hard work handling deletions and insertions is done by the *insCtx* and *delCtx*, that we shall cover shortly.

### Choosing a Subtree

Our definition of insertion and deletions relies on identifying *one* recursive argument among the product of possibilities. To model this accurately, we define an indexed zipper to identify a recursive atom (indicated by a value of type  $\text{I}$ ) amongst a product of atoms:

```

data Ctx : Prod → Set where
  here :  $\text{Al}\mu \rightarrow \text{All } \llbracket \_ \rrbracket_a \pi \rightarrow \text{Ctx } (\text{I}, \pi)$ 
  there :  $\llbracket \alpha \rrbracket_a \rightarrow \text{Ctx } \pi \rightarrow \text{Ctx } (\alpha, \pi)$ 

```

The constructor *here* designates the first subtree; the constructor *there* skips the head and recurses. Note that  $\text{Ctx}$  is defined mutually recursively with  $\text{Al}\mu$ . Whenever we select the subtree on which to recurse, we require a value of type  $\text{Al}\mu$  describing to proceed.

To complete the definition of patch application given above, we still need to define insertions and deletions on these contexts. To insert a new constructor, we exploit the value of type  $\text{Ctx}$  we are given to determine where to plug in source tree:

```

insCtx :  $\text{Ctx } \pi \rightarrow \text{Fix } \mu\sigma \rightarrow \text{Maybe } \llbracket \pi \rrbracket_p$ 
insCtx (here  $\text{spmu } \text{atmus}$ )  $x$  =  $(\_ :: \text{atmus}) \triangleleft \text{apply-}\text{Al}\mu \text{ spmu } x$ 
insCtx (there  $\text{atmu } \partial$ )  $x$  =  $(\text{atmu} :: \_)$   $\triangleleft \text{insCtx } \partial x$ 

```

Once we have encountered the *here* constructor, we recursively call *apply- $\text{Al}\mu$* .

Conversely, upon deleting a constructor from the source structure, we exploit  $\text{Ctx}$  to indicate find the subtree that should be used for the remainder of the patch application, discarding all other constructor fields:

```

delCtx :  $\text{Ctx } \pi \rightarrow \llbracket \pi \rrbracket_p \rightarrow \text{Maybe } (\text{Fix } \mu\sigma)$ 
delCtx (here  $\text{spmu } \text{atmus}$ )  $(x :: p)$  = apply- $\text{Al}\mu$   $\text{spmu } x$ 
delCtx (there  $\text{atmu } \partial$ )  $(at :: p)$  = delCtx  $\partial p$ 

```

This deletion function discards any information we have about all the constructor fields, except for the subtree used to continue the patch application process. This greatly increases the domain of the application function. Nonetheless, we store information about these fields using a  $\text{Ctx}$  structure to guarantee that our patches are invertible (Section 6). If we were to discard this information, inverting a deletion to produce an insertion would require us to invent the data with which to populate the remaining constructor fields out of thin air.

### Recursive Atoms

Finally, we still need to specify how to handle the atoms. Where our previous definition merely accounted for opaque types, we would like to finally tie the recursive knot. That is, we want to use the datatype  $\text{Al}\mu$  defined above, whenever we reach a recursive position. The  $\text{At}$  type defined at the end of the previous section abstracted over the treatment of recursive variables. We can instantiate it to use our  $\text{Al}\mu$  type as follows:

```

At $\mu$  : Atom → Set
At $\mu$  = At  $\text{Al}\mu$ 

```

Similarly, the application function on atoms at the end of the previous section abstracted over the handling of recursive variables. By passing in the application function defined above, writing *apply- $\text{At}$  apply- $\text{Al}\mu$* , we can construct the desired application function on atoms. Finally, putting these definitions together, we obtain the type of patches over our  $\text{SoP}$  universe  $\mu\sigma$ :

```

Patch $\mu$  : Set
Patch $\mu$  =  $\text{Al}\mu$ 

```



```

1 apply : Patch $\mu$   $\rightarrow$  Fix  $\mu\sigma \rightarrow$  Maybe (Fix  $\mu\sigma$ )
2 apply = apply-Alt
3

```

**Patches do not go wrong:** an easily overlooked property of our patch definition is that the destination values it computes are guaranteed to be type-correct *by construction*. This is unlike the line-based or untyped approaches (which may generate ill-formed values) and similar to earlier results on type-safe differences (Lempink et al. 2009).

**Meta-programming & programming:** While this paper focuses on the definition and study of the Agda model, the definition of the `Patch $\mu$`  datatype is also of interest to programmers of the non-dependent kind: we may specialize – through partial evaluation – the definition of `Patch $\mu$`  to a specific type described by the *SoP* universe. In this fashion, we obtain a non-dependent, algebraic datatype describing changes for that specific structure. For example, in the following section, we show that the edit scripts generated by Unix `diff` can be translated to our generic definition.

## Examples

So far, we have presented a data type to model changes in a structured fashion. Before exploring the search space and showing how one can enumerate patches between two values, we shall illustrate our definitions by considering two small case studies.

**Patches of S-expressions** To show the full applicability of our approach, let us imagine a simple macro language based on *s-expressions*, represented by the following datatype:

```

30 data SExp = N String
31           | Lit String
32           | Def String SExp SExp
33           | SExp :> SExp
34           | Nil
35

```

We have chosen this language to be as simple as possible. A more accurate account of a more realistic programming language would require several (mutually recursive) data types. While our patches and application functions can be extended to handle such datatypes, we refrain from doing so for now.

Let us start by defining the head function, that returns the *head* of an *s-expression* or an error code if the expression is nil. Its definition is shown on the left; the corresponding AST, as an inhabitant of `SExp`, is shown on the right:

```

45 (defun head (s) k1 = Def "head" (N "s"  $\triangleright$  Nil)
46   (if (null s) (N "if"  $\triangleright$  (N "null"  $\triangleright$  N "s"  $\triangleright$  Nil)
47     (error "!?")  $\triangleright$  (N "error"  $\triangleright$  Lit "!"  $\triangleright$  Nil)
48     (car s)  $\triangleright$  (N "car"  $\triangleright$  N "s"  $\triangleright$  Nil)
49   ))
50

```

Suppose a programmer decides that the error message is uninformative. We can modify the head function accordingly, call its AST `k2`:

```

54 (defun head (s)
55   (if (null s)
56     (error "empty list")
57     (car s)
58   ))
59

```

We can represent the changes that programmer just made using a `Patch $\mu$` , instantiated to work on our `SExp` datatype. Doing

so enables us to define a patch that *only* modifies the error message, and nothing else. Reusing our suggestive notation from the introduction, we could write:

```

(defun head (s)
  (if (null s)
    (error {- "!" -}{+ "empty list" +})
    (car s)
  ))

```

If we compute the patch between these two `SExps`, this yields a value of type `Patch $\mu$` . Applying this patch, is extensionally equal to the following function:

```

app12 : SExp  $\rightarrow$  Maybe SExp
app12 (Def x y (z1  $\triangleright$  z2  $\triangleright$  (w1  $\triangleright$  Lit "!"  $\triangleright$  w2)  $\triangleright$  z3))
  = just (Def x y (z1  $\triangleright$  z2
     $\triangleright$  (w1  $\triangleright$  Lit "empty list"  $\triangleright$  w2)
     $\triangleright$  z3))

```

`app12 - = nothing`

Here we see that the patch requires the source values to have a certain form. In particular, it maps the string constant `!"` to `"empty list"`.

Interestingly, this patch may also be applied to other values than the original head function defined above. To illustrate this point, consider another modification that might be made to the original head function defined above. Instead of crashing, we might want to raise an exception by calling the function `failWith`:

```

(defun head (s)
  (if (null s)
    (failWith "!?")
    (car s)
  ))

```

Once again we can compute the patch associated with this change. The corresponding application function, `app13`, is extensionally equal to the following definition:

```

app13 : SExp  $\rightarrow$  Maybe SExp
app13 (Def x y (z1  $\triangleright$  z2  $\triangleright$  (N "error"  $\triangleright$  w1  $\triangleright$  w2)  $\triangleright$  z3))
  = just (Def x y (z1  $\triangleright$  z2
     $\triangleright$  (N "failWith"  $\triangleright$  w1  $\triangleright$  w2)
     $\triangleright$  z3))

```

`app13 - = nothing`

In a line based setting, these two changes would produce a conflict when merged: the same line was edited in two different ways. When considering these modifications, however, only affect distinct `SExps`. As a result, our patches can be *merged* trivially. It is easy to check that `app12 • app13  $\equiv$  app13 • app12`, that is, applying both patches produces the same head function, regardless of the order in which they are applied:

```

(defun head (s)
  (if (null s)
    (failWith "empty list")
    (car s)
  ))

```

## 5 Enumerating Patches

In the previous section, we have devised a typed representation for differences. We have seen that this representation is interesting in and by itself: being richly-structured and typed, it can be thought of

as a non-trivial programming language whose denotation is given by the *app* function. However, as programmers, we are mainly interested in *computing* patches from a source and a destination.

In the following section, we provide a nondeterministic specification of such an algorithm. This approach allows us to remain oblivious to various grammar-specific heuristics we may want to consider in practice, thus focusing our attention on the overall structure of the search space. In particular, we shall strive to identify *don't care* nondeterminism – for which all choices lead to a successful outcome – from *don't know* nondeterminism – for which a choice may turn out to be incorrect or sub-optimal.

Since we describe our algorithm in Agda, we model *don't know* nondeterminism by programming in the `List` monad. Nondeterministic choice is modelled by list concatenation, which we denote by  $- \langle \! \langle \! \langle - \rangle \! \rangle \! \rangle -$ , whereas the absence of valid choice is modelled by the empty list, which we denote by  $\emptyset$ .

**Computing the Spine** Given any two trees, we have seen in Section 3 that a spine represents their longest shared prefix. Computing a spine is thus entirely determined by the source and destination trees, pairing together any distinct subtrees it encounters. We denote the resulting diagonal interpretation  $\llbracket \cdot \rrbracket_{\square} \times \llbracket \cdot \rrbracket_{\square}$  by  $\text{Trivial}_{\square} \cdot \cdot$ . This notational device allows us to distinguish patches consisting of a pair of a *source* and a *destination* value from routine usage of pairs.

```

spine :  $\llbracket \sigma \rrbracket \rightarrow \llbracket \sigma \rrbracket \rightarrow \text{S Trivial}_a \text{Trivial}_p \sigma$ 
spine x y with  $x \stackrel{?}{=} y$  | sop x | sop y
... | true | - | - = Scp
... | false | tag cx dx | tag cy dy = if  $cx \stackrel{?}{=} cy$ 
                                     then Scns cx (zipp dx dy)
                                     else Schg cx cy (dx , dy)

```

The call `spine x y` first checks if  $x$  and  $y$  are equal. If so, this amounts to performing a blind copy between source and destination. If the constructors are equal, then their respective arguments shall be compared pairwise. If the constructors are distinct, we record the constructor change, from the former to the latter, and their respective arguments must be aligned.

**Enumerating Alignments** Conversely, there are many ways to align two heterogeneous lists in a type-preserving manner. In fact, this is a typed counterpart to the common subsequence problem solved by the Unix `diff` tool, which tries to minimize the number of insertions or deletions of lines of text.

However, minimizing insertions or deletions in absolute terms may yield sub-optimal results when considering data-structures. Indeed, deleting a large, shared subtree so as to enable the copy of several trivial atoms is unlikely to be more useful than the patch that copies the shared subtree at the expense of some minor modifications. There is a significant body of work studying various edit distances for structured data: we refer our reader to Bille (2005) for a survey of the field. There is however a general trend in adopting structure-specific metrics, depending in the semantics of the data (Autexier 2015). Therefore, rather than commit to a particular edit-distance in the specification of algorithm, we shall consider any valid alignment in a *don't know* nondeterministic manner.

The `align*` function thus consists in enumerating all the possible type-preserving edit-scripts for two heterogeneous lists:

```

align* :  $\{\pi_2 \pi_1 : \text{Prod}\} \llbracket \pi_2 \rrbracket_p \rightarrow \llbracket \pi_1 \rrbracket_p \rightarrow \text{List (Al Trivial}_a \pi_2 \pi_1)$ 
align* tt      tt      = return A0
align* tt      (a2 , p2) = Ains a2  $\langle \! \langle \! \langle \text{align}^* \text{tt } p_2 \rangle \! \rangle \! \rangle$ 
align* (a1 , p1) tt      = Adel a1  $\langle \! \langle \! \langle \text{align}^* p_1 \text{tt} \rangle \! \rangle \! \rangle$ 
align*  $\{\alpha_1 :: \pi_2\} \{\alpha_2 :: \pi_1\} (a_1 , p_1) (a_2 , p_2)$ 
  with  $\alpha_1 \stackrel{?}{=} \alpha_2$ 
... | true = AX (a1 , p1)  $\langle \! \langle \! \langle \text{align}^* p_1 \quad p_2 \rangle \! \rangle \! \rangle$ 
       $\langle \! \langle \! \langle \text{Adel } a_1 \quad \langle \! \langle \! \langle \text{align}^* p_1 (a_2 , p_2) \rangle \! \rangle \! \rangle \rangle \! \rangle$ 
       $\langle \! \langle \! \langle \text{Ains } a_2 \quad \langle \! \langle \! \langle \text{align}^* (a_1 , p_1) p_2 \rangle \! \rangle \! \rangle \rangle \! \rangle$ 
... | false = Adel a1  $\langle \! \langle \! \langle \text{align}^* p_1 (a_2 , p_2) \rangle \! \rangle \! \rangle$ 
       $\langle \! \langle \! \langle \text{Ains } a_2 \quad \langle \! \langle \! \langle \text{align}^* (a_1 , p_1) p_2 \rangle \! \rangle \! \rangle \rangle \! \rangle$ 

```

By focusing on type-preserving edit-scripts, the enumeration function need only consider alignments that relate atoms of the same type. It is nonsensical to even try to relate, say, a boolean with a natural number. Unlike the untyped approach, the type-directed approach enables us to exploit the discriminating power of types to efficiently guide the exploration of the search space.

Provided an enumeration function for type variables, `doP`, we can enumerate the possible ways of handling atoms:

```

diff-At :  $\{\alpha : \text{Atom}\} (doP : X \rightarrow X \rightarrow \text{List } P) \rightarrow \llbracket \alpha \rrbracket_a X \rightarrow \llbracket \alpha \rrbracket_a X \rightarrow \text{List (At } P)$ 
diff-At doP {K κ} k1 k2 = return (set (k1 , k2))
diff-At doP {1} x1 x2 = fix  $\langle \! \langle \! \langle \text{doP } x_1 x_2 \rangle \! \rangle \! \rangle$ 

```

We can finally combine all the previous ingredients: enumeration of the spine; enumeration of all their subsequent alignments, and the enumeration over opaque types in order to obtain the enumeration function for the type-preserving functorial alignments:

```

diff-S :  $(doP : X \rightarrow X \rightarrow \text{List } P) \rightarrow \llbracket \sigma \rrbracket_s X \rightarrow \llbracket \sigma \rrbracket_s X \rightarrow M (\text{S (At } P) (\text{Al (At } P)) \sigma)$ 

```

**Enumerating Recursive Alignments** To compute the difference between two recursive structures, we must first establish an alignment of their constructors. There are 3 possible cases: either both source and destination constructors are aligned, in which case we produce a `spn` code and enumerate the functorial changes (case `diff-mod`), or a constructor may have to be inserted using an `ins` code before the source to align with the destination (case `diff-ins`), or a constructor may have to be deleted from the source using a `del` code to align with the destination (case `diff-del`).

```

diff-Alμ : Fix μσ → Fix μσ → List Alμ
diff-Alμ ⟨x⟩ ⟨y⟩ = diff-mod x y
                   $\langle \! \langle \! \langle \text{diff-ins } \langle x \rangle y \rangle \! \rangle \! \rangle$ 
                   $\langle \! \langle \! \langle \text{diff-del } x \langle y \rangle \rangle \! \rangle \! \rangle$ 

```

Enumerating the functorial alignments is already handled by the function `diff-S`, introduced in the previous section. Deleting or inserting a constructor is fully determined by the source or the destination data-structure:

```

diff-del :  $\llbracket \mu \sigma \rrbracket_s \rightarrow \text{Fix } \mu \sigma \rightarrow \text{List Al}\mu$ 
diff-del s1 x2 with sop s1
... | tag C1 p1 = del C1  $\langle \! \langle \! \langle \text{diff-Ctx } x_2 p_1 \rangle \! \rangle \! \rangle$ 

```

```

1 diff-ins : Fix  $\mu\sigma \rightarrow \llbracket \mu\sigma \rrbracket_s \rightarrow \text{List } A\mu$ 
2 diff-ins  $x_1 s_2$  with sop  $s_2$ 
3 ... | tag  $C_2 p_2 = \text{ins } C_2 \langle\$\rangle \text{diff-Ctx } x_1 p_2$ 

```

These alignment problems thus reduce to enumerating the well-typed recursive spines, using `diff-Ctx`, to locate the modification.

**Enumerating Subtree Choice** We have seen that, conceptually, a recursive spine is a (typed) one-hole context for `l` atoms: enumerating all valid spines simply amounts to enumerating all the cursors on those `l` atoms.

```

13 diff-Ctx : Fix  $\mu\sigma \rightarrow \llbracket \pi \rrbracket_p \rightarrow \text{List } (\text{Ctx } \pi)$ 
14 diff-Ctx  $x_1 [] = \emptyset$ 
15 diff-Ctx {  $K \_ :: \_$  }  $x_1 (k_2 :: \text{ats}_2)$ 
16 = there  $k_2 \langle\$\rangle \text{diff-Ctx } x_1 \text{ats}_2$ 
17 diff-Ctx {  $l \_ :: \_$  }  $x_1 (x_2 :: \text{ats}_2)$ 
18 = flip here  $\text{ats}_2 \langle\$\rangle \text{diff-Al}\mu x_1 x_2$ 
19 <> there  $x_2 \langle\$\rangle \text{diff-Ctx } x_1 \text{ats}_2$ 

```

We thus obtain a complete nondeterministic specification of a differencing algorithm, as described by `diff-Al $\mu$` . In practice, enumerating *all* possible patches is far too expensive due to the exponential nature of the enumeration. Instead, heuristics can be used to favor some patches over others. However, unlike the line-oriented approach, there is no commonly agreed upon differencing heuristic for structured data. In the following section, we consider how grammar-specific heuristics can be developed in our framework.

**Heuristics** A differencing heuristic can be understood as a more efficient refinement of the nondeterministic specification given above. It takes advantage of domain-specific knowledge to improve accuracy on idiomatic modifications or prune the search space.

Consider the grammar of S-expressions `SExp`. We may simplify and thus speed up the alignment problem by relying on the name of `Def`-nodes, demarcating a function's body. If two `Def`-nodes do not have the same name, we will consider them to be necessarily distinct. This allows us to rule out the possible modification of one into the other. We would then write the following, domain-specific refinement of `diff-H`:

```

42 diff-H : SExp  $\rightarrow$  SExp  $\rightarrow$  List (Patch $\mu$  SExp SExp)
43 diff-H  $\langle x \rangle \langle y \rangle$  with  $\delta$  (fun-name  $\langle x \rangle$ , fun-name  $\langle y \rangle$ )
44 ...| nothing = diff-ins  $\langle x \rangle y$ 
45 <> diff-del  $x \langle y \rangle$ 
46 ...| just  $(nx, ny)$ 
47 with  $nx \stackrel{?}{=} ny$ 
48 ...| false = diff-ins  $\langle x \rangle y$ 
49 <> diff-del  $x \langle y \rangle$ 
50 ...| true = diff-mod  $x y$ 

```

```

53 fun-name : SExp  $\rightarrow$  Maybe String
54  $\delta$  : Maybe  $A \times$  Maybe  $B \rightarrow$  Maybe  $(A \times B)$ 

```

Crucially this definition *only* considers the modification alternative, `diff-mod`, when both functions have the same name. In practice, relying on the function name never changing may not be a good idea – but this small example serves to illustrate how we *might* use such information, rather than prescribing any particular choice.

Nonetheless, this refinement is but a first step toward a practical implementation: being implemented in a pure type theory, it cannot exploit programming techniques such as memoization to tame *don't know* nondeterminism nor concurrency to exploit *don't care* nondeterminism. By exploiting standard techniques for reflecting efficient optimization and proof search techniques in type theory (Claret et al. 2013; Tristan and Leroy 2008), we can nonetheless have the best of both worlds: our universe of changes may be understood as a certificate language, witnessing the existence of a valid patch. The production of such a certificate may be left to any (non-verified, imperative) program.

## 6 Structure and Interpretation of patches

One motivation for adopting structured differences is to improve the accuracy and compositionality of patches, thus increasing their versatility. Indeed, while we compute patches between two versions of a structured document, we intend to apply them to potentially modified versions of that document and to combine them into coherent patchsets. The granularity of Unix `diff` being at the line level, the resulting patches are line-accurate: if a patch identifies a difference on a given line, any subsequent modification on that line – however orthogonal – will trigger a conflict that requires manual intervention. Intuitively, structured patches enable the description of more accurate modifications: the unit of change is at level of an atom of the grammar while conflicts may only occur on insertion and deletion points, that is, precisely those points where we actually inspect our input during patch application. In the following, we set this intuition on a formal footing by characterising *accuracy* of application functions.

**Accurate Interpretation** We have seen that, extensionally, patches correspond to partial functions (Section 4). We will refer to one patch as being *more accurate* than another if it succeeds in producing a patched result more often. Formally, this amounts to lifting the canonical partial order on `Maybe A`

$$\begin{aligned} \text{nothing} &\leq y \\ \text{just } x &\leq \text{just } y \text{ iff } x \equiv y \end{aligned}$$

to functions by pointwise comparison over the input domain, *ie.* we have  $f \leq g$  if  $\forall x; f x \leq g x$ . This corresponds to the usual extension order (Robinson and Rosolini 1988) of partial maps.

While this definition faithfully translates our intuition, it is unsatisfactory from a programming standpoint: it is too extensional to be actionable. We could certainly use it for proofs, but would be out of luck to use it for programming. Instead, we would like to exploit the syntactic nature of structured patches to compute a measure of accuracy akin to the edit distance in the string alignment problem. We could then relate – once and for all – that measure with its extensional specification introduced above. The idea is to compute a natural number, called the *cost*, for every patch. The validity of such a cost function is then established with respect to the extension order: given two candidates patches  $p$  and  $q$  from  $x$  to  $y$ , it should be the case that if  $\text{cost } p \leq \text{cost } q$ , then  $\text{apply } q \leq \text{apply } p$ .

**Groupoid Structure** Throughout Section 3 and Section 4, we have been careful to give a perfectly symmetric representation of differences. As a result, we noticed that, in the `del` case for example, the patch records information that is not strictly necessary for implementing the `apply` function. Maintaining this symmetry is however crucial to enable us to implement patch inversion, *inv* :

1 **Patch**  $\rightarrow$  **Patch**, which transforms a patch from source  $x$  to  
 2 destination  $y$  into a patch from  $y$  to  $x$ . The implementation of  
 3 this operation is unsurprising: it merely transforms insertions into  
 4 deletions, and visa versa, while going through the symmetrical  
 5 constructs of all our patch operations.

6 In Section 4, we have seen that, in some cases, we can successfully  
 7 apply two patches consecutively, in any order. To do so, we worked  
 8 at the semantic level and composed the (partial) **apply** functions of  
 9 both patches. This led us to investigate whether a similar notion  
 10 of patch composition exists at the syntactic level. This amounts to  
 11 defining a *partial* composition operator,  $cmp : \text{Patch} \rightarrow \text{Patch} \rightarrow$   
 12 **Maybe Patch**, tentatively producing a patch combining the effects  
 13 of both of its inputs. Partiality comes from the fact that two patches  
 14 may make incompatible changes to the input, such as modifying  
 15 an opaque value in two inconsistent ways. Applying such patches  
 16 would also never produce a valid result.

17 Interestingly, the combination of a total identity function and  
 18 a partial composition function yields a groupoid structure, which  
 19 brings our constructions under the comfortable umbrella of pre-  
 20 vious developments in patch theory (Angiuli et al. 2014; Jacobson  
 21 2009). Our work can thus be seen as an intensional presentation  
 22 of these general results for regular data-structures. By offering the  
 23 desired groupoid structure, it combines with those more general  
 24 frameworks, which may provide support for handling binary files  
 25 or file-system management in an orthogonal manner.

## 26 7 Related work

27 The diffing problem can be portrayed in a variety of different fla-  
 28 vors. The untyped approach has been thoroughly studied in both  
 29 its linear (Bergroth et al. 2000) and tree (Akutsu et al. 2010; Autexier  
 30 2015; Bille 2005; Chawathe and Garcia-Molina 1997; Demaine et al.  
 31 2007; Klein 1998) variations. The canonical solution for the untyped  
 32 linear scenario is the well known Unix `diff` (Hunt and McIlroy  
 33 1976). For the tree-structured variation, though, a variety of imple-  
 34 mentations (Falleri et al. 2014; Farinier et al. 2015; Hashimoto and  
 35 Mori 2008) has arisen in the last few years. In this paper, however,  
 36 we have explored how to exploit the *type structure* of trees to give  
 37 a more precise account of our `diff` algorithm.

38 Several other pieces of related work exploring the possibilities of  
 39 defining a data type generic `diff` algorithm, most notably the work  
 40 by Lempsink et al. (Lempsink et al. 2009) and Vassena (Vassena  
 41 2016). Both define a data type generic program to compute a `diff` of  
 42 structured data. Their algorithm, however, fundamentally differs  
 43 from the one presented here. Both papers extend the linear `diff`  
 44 algorithm, as used by the Unix `diff` utility, to structured data by  
 45 considering the pre-order traversal of a data type. This flattening of  
 46 the tree structure makes reasoning about patches especially hard.

47 Beyond diffing, there is a great deal of work on version control  
 48 systems. The canonical example of a *formal* VCS is Darcs (Roundy  
 49 2005). The system itself is built around the *theory of patches* de-  
 50 veloped by the same team. A formalization of such theory using  
 51 inverse semigroups was done by Jacobson (Jacobson 2009). An-  
 52 other example is the Pijul VCS, inspired by Mimram (Mimram and  
 53 Giusto 2013). This uses category theory to define and reason about  
 54 patches. The base category on which their work is built, however,  
 55 handles files as a list of lines, thus providing only a theoretical  
 56 framework on top of the already existing Unix `diff`. Swierstra and  
 57 Löh (Swierstra and Löh 2014) apply separation logic and Hoare  
 58 calculus to be able to define a logic for reasoning about patches.

Separation logic is particularly useful to prove the *disjointness* of  
 patches – and guarantee that their associated apply functions com-  
 mute. Finally, Angiuli et al. (Angiuli et al. 2014) have developed a  
 model of patch theory within Homotopy Type Theory. Although  
 their model considers various patches and repositories, it does not  
 provide a generic account for arbitrary data types as done here.

**Discussion** For the sake of simplicity and uniformity, we have  
 focused our attention on simple regular types in this paper. Our  
 Agda model, however, supports mutually recursive definitions as  
 well, enabling us to represent and deal with more practical examples  
 of programming languages. As a result, the recursive alignment  
 (Section 4) becomes heterogeneous since we may need to align  
 constructors of distinct inductive types. For example, in a rose tree,  
 we may want to insert a rose tree into a list of rose trees, leading to  
 an heterogeneous alignment between rose tree and list of rose tree.

Our presentation was also made easier by a casual treatment of  
 recursion, especially in Section 3 where we focused on the functorial  
 semantics. As a result, when tying the knot in Section 4, our  
 Agda model cannot automatically check for termination for, say,  
 the application function. We are convinced that we could write a  
 single mutually-recursive definition, at the expense of significantly  
 obfuscating the code. We refrained from doing so, noticing that ter-  
 mination follows trivially from the fact that our definitions merely  
 structurally recurse over the `Patch $\mu$`  datatype.

**Future Work** There are several directions for future work that  
 we have already started exploring. Although we have used Agda  
 to explore our definition of patches, the sums-of-products universe  
 we have chosen is still fairly simple. We would like to extend it to  
 also incorporate the dependently typed ‘sigma-of-sigmas’ universe,  
 used to model dependent inductive types (Chapman et al. 2010).

Our experiments so far have confirmed our belief that the algo-  
 rithms and the framework presented here give a more accurate  
 account of patches for tree structured data than simple line based  
 diffs. To provide further evidence to support this, however, we  
 intend to specialize our algorithm to work on the abstract syntax  
 trees of a specific language. We could then replay the merge history  
 of large source code repositories online; this would give further  
 empirical evidence to support our claim.

In this paper we have not yet considered the question of *merging*  
 patches: given two patches to the same source value, when can  
 they be merged into a single patch? This process is of paramount  
 importance to consolidate changes from different collaborators, as  
 is done by modern version control systems.

**Conclusion** Defining a generic `diff` algorithm between algebraic  
 data types is no easy task. Each component of the datatype – the  
 choice of constructor, the constructor fields, and recursive subtrees  
 – may all change in different ways. The purpose of this paper is to  
 account for all these changes in an accurate and generic fashion.  
 Defining the type of patches and their semantics, however, is a  
 crucial first step in the larger research program that we envision.  
 With this definition in hand, we can further explore the theoretical  
 underpinnings, such as the algebra of generic patches. There are  
 also immediate practical applications: instantiating our algorithm  
 to a specific datatype allows us to collect empirical results about  
 avoiding unnecessary conflicts in practice. None of this work is  
 possible, however, without the results presented here.

## References

- 1  
2  
3  
4  
5  
6  
7  
8  
9  
10  
11  
12  
13  
14  
15  
16  
17  
18  
19  
20  
21  
22  
23  
24  
25  
26  
27  
28  
29  
30  
31  
32  
33  
34  
35  
36  
37  
38  
39  
40  
41  
42  
43  
44  
45  
46  
47  
48  
49  
50  
51  
52  
53  
54  
55  
56  
57  
58  
59  
60  
61
- Tatsuya Akutsu, Daiji Fukagawa, and Atsuhiko Takasu. 2010. Approximating Tree Edit Distance through String Edit Distance. *Algorithmica* 57, 2 (2010), 325–348. DOI: <http://dx.doi.org/10.1007/s00453-008-9213-z>
- Carlo Angiuli, Edward Morehouse, Daniel R. Licata, and Robert Harper. 2014. Homotopical Patch Theory. In *Proceedings of the 19th ACM SIGPLAN International Conference on Functional Programming (ICFP '14)*. ACM, New York, NY, USA, 243–256.
- Serge Autexier. 2015. Similarity-Based Diff, Three-Way Diff and Merge. *Int. J. Software and Informatics* 9, 2 (2015), 259–277. [http://www.ijsi.org/ch/reader/view\\_abstract.aspx?file\\_no=i217](http://www.ijsi.org/ch/reader/view_abstract.aspx?file_no=i217)
- Roland Backhouse, Patrik Jansson, Johan Jeuring, and Lambert Meertens. 1998. Generic programming. In *International School on Advanced Functional Programming*. Springer, 28–115.
- Marcin Benke, Peter Dybjer, and Patrik Jansson. 2003. Universes for generic programs and proofs in dependent type theory. *Nordic Journal of Computing* 10 (2003).
- L. Bergroth, H. Hakonen, and T. Raita. 2000. A survey of longest common subsequence algorithms. In *String Processing and Information Retrieval, 2000. SPIRE 2000. Proceedings, Seventh International Symposium on*. 39–48.
- Philip Bille. 2005. A survey on tree edit distance and related problems. *Theor. Comput. Sci* 337 (2005), 217–239.
- James Chapman, Pierre-Évariste Dagand, Conor McBride, and Peter Morris. 2010. The gentle art of levitation. In *International Conference on Functional Programming*. 3–14. DOI: <http://dx.doi.org/10.1145/1863543.1863547>
- Sudarshan S. Chawathe and Hector Garcia-Molina. 1997. Meaningful Change Detection in Structured Data. In *Proceedings of the 1997 ACM SIGMOD International Conference on Management of Data (SIGMOD '97)*. ACM, New York, NY, USA, 26–37. DOI: <http://dx.doi.org/10.1145/253260.253266>
- Guillaume Claret, Lourdes del Carmen González Huesca, Yann Régis-Gianas, and Beta Ziliani. 2013. Lightweight proof by reflection using a posteriori simulation of effectful computation. In *International Conference on Interactive Theorem Proving*. Springer, 67–83.
- Michael Cochez, Ville Isomöttönen, Ville Tirronen, and Jonne Itkonen. 2013. The Use of Distributed Version Control Systems in Advanced Programming Courses. In *Proceedings of the 9th International Conference on ICT in Education, Research and Industrial Applications: Integration, Harmonization and Knowledge Transfer, Kherson, Ukraine, June 19-22, 2013*. 221–235. <http://ceur-ws.org/Vol-1000/ICTERI-2013-p-221-235.pdf>
- Edsko de Vries and Andres Löb. 2014. True Sums of Products. In *Proceedings of the 10th ACM SIGPLAN Workshop on Generic Programming (WGP '14)*. ACM, New York, NY, USA, 83–94. DOI: <http://dx.doi.org/10.1145/2633628.2633634>
- Erik D. Demaine, Shay Mozes, Benjamin Rossman, and Oren Weimann. 2007. An Optimal Decomposition Algorithm for Tree Edit Distance. In *Proceedings of the 34th International Colloquium on Automata, Languages and Programming (ICALP 2007)*. Wrocław, Poland, 146–157.
- Jean-Rémy Falleri, Floréal Morandat, Xavier Blanc, Matias Martinez, and Martin Monperrus. 2014. Fine-grained and accurate source code differencing. In *ACM/IEEE International Conference on Automated Software Engineering, ASE '14, Vasteras, Sweden - September 15 - 19, 2014*. 313–324. DOI: <http://dx.doi.org/10.1145/2642937.2642982>
- Benjamin Farinier, Thomas Gazagnaire, and Anil Madhavapeddy. 2015. Mergeable persistent data structures. In *Vingt-sixième Journées Francophones des Langages Applicatifs (JFLA 2015)*, David Baelde and Jade Alglave (Eds.). Le Val d'Ajol, France. <https://hal.inria.fr/hal-01099136>
- Jeremy Gibbons. 2007. Datatype-generic Programming. In *Proceedings of the 2006 International Conference on Datatype-generic Programming (SSDGP'06)*. Springer-Verlag, Berlin, Heidelberg, 1–71. <http://dl.acm.org/citation.cfm?id=1782894.1782895>
- Masatomo Hashimoto and Akira Mori. 2008. Diff/TS: A Tool for Fine-Grained Structural Change Analysis. In *Proceedings of the 2008 15th Working Conference on Reverse Engineering (WCRE '08)*. IEEE Computer Society, Washington, DC, USA, 279–288. DOI: <http://dx.doi.org/10.1109/WCRE.2008.44>
- Gerard Huet. 1997. The zipper. *Journal of functional programming* 7, 5 (1997), 549–554.
- J. W. Hunt and M. D. McIlroy. 1976. *An Algorithm for Differential File Comparison*. Technical Report CSTR 41. Bell Laboratories, Murray Hill, NJ.
- Judah Jacobson. 2009. A formalization of darcs patch theory using inverse semigroups. Available from <ftp://ftp.math.ucla.edu/pub/camreport/cam09-83.pdf> (2009).
- Patrik Jansson and Johan Jeuring. 1997. PolyP—a polytypic programming language extension. In *Proceedings of the 24th ACM SIGPLAN-SIGACT symposium on Principles of programming languages*. ACM, 470–482.
- Philip N. Klein. 1998. Computing the Edit-Distance Between Unrooted Ordered Trees. In *Proceedings of the 6th Annual European Symposium on Algorithms (ESA '98)*. Springer-Verlag, London, UK, UK, 91–102.
- Greg Kroah-Hartman. 2016. Linux Kernel Development. (2016). <https://github.com/gregkh/kernel-development/>
- Eelco Lempsink, Sean Leather, and Andres Löb. 2009. Type-safe Diff for Families of Datatypes. In *Proceedings of the 2009 ACM SIGPLAN Workshop on Generic Programming (WGP '09)*. ACM, New York, NY, USA, 61–72.
- Tommy MacWilliam. 2013. Incorporating Version Control into Programming Courses (Abstract Only). In *Proceeding of the 44th ACM Technical Symposium on Computer Science Education (SIGCSE '13)*. ACM, New York, NY, USA, 759–759. DOI: <http://dx.doi.org/10.1145/2445196.2445508>
- Per Martin-Löf. 1984. *Intuitionistic Type Theory*. Bibliopolis Napoli.
- Conor McBride. 2005. *Epigram: Practical Programming with Dependent Types*. Springer Berlin Heidelberg, Berlin, Heidelberg, 130–170. DOI: [http://dx.doi.org/10.1007/11546382\\_3](http://dx.doi.org/10.1007/11546382_3)
- Conor McBride and James McKinna. 2004. The View from the Left. *J. Funct. Program.* 14, 1 (Jan. 2004), 69–111. DOI: <http://dx.doi.org/10.1017/S0956796803004829>
- Conor McBride and Ross Paterson. 2008. Applicative programming with effects. *Journal of functional programming* 18, 01 (2008), 1–13.
- Samuel Mimram and Cinzia Di Giusto. 2013. A Categorical Theory of Patches. *CoRR* abs/1311.3903 (2013).
- Don Monroe. 2014. A New Type of Mathematics? *Commun. ACM* 57, 2 (Feb. 2014), 13–15. DOI: <http://dx.doi.org/10.1145/2557446>
- Peter Morris. 2007. *Constructing Universes for Generic Programming*. Ph.D. Dissertation. University of Nottingham.
- Ulf Norell. 2009. Dependently typed programming in Agda. In *Advanced Functional Programming*. Springer Berlin Heidelberg, 230–266.
- E. Robinson and G. Rosolini. 1988. Categories of partial maps. *Information and Computation* 79, 2 (1988), 95 – 130. DOI: [http://dx.doi.org/10.1016/0890-5401\(88\)90034-X](http://dx.doi.org/10.1016/0890-5401(88)90034-X)
- David Roundy. 2005. Darcs: Distributed Version Management in Haskell. In *Proceedings of the 2005 ACM SIGPLAN Workshop on Haskell (Haskell '05)*. ACM, New York, NY, USA, 1–4. DOI: <http://dx.doi.org/10.1145/1088348.1088349>
- Wouter Swierstra and Andres Löb. 2014. The Semantics of Version Control. In *Proceedings of the 2014 ACM International Symposium on New Ideas, New Paradigms, and Reflections on Programming & Software (Onward! '14)*. 43–54.
- Jean-Baptiste Tristan and Xavier Leroy. 2008. Formal Verification of Translation Validators: A Case Study on Instruction Scheduling Optimizations. In *Proceedings of the 35th Annual ACM SIGPLAN-SIGACT Symposium on Principles of Programming Languages (POPL '08)*. ACM, New York, NY, USA, 17–27. DOI: <http://dx.doi.org/10.1145/1328438.1328444>
- The Univalent Foundations Program. 2013. *Homotopy Type Theory: Univalent Foundations of Mathematics*. <https://homotopytypetheory.org/book>, Institute for Advanced Study.
- Marco Vassena. 2016. Generic Diff3 for Algebraic Datatypes. In *Proceedings of the 1st International Workshop on Type-Driven Development (TyDe 2016)*. ACM, New York, NY, USA, 62–71.
- P. Wadler. 1987. Views: A Way for Pattern Matching to Cohabit with Data Abstraction. In *Proceedings of the 14th ACM SIGACT-SIGPLAN Symposium on Principles of Programming Languages (POPL '87)*. 307–313. DOI: <http://dx.doi.org/10.1145/41625.41653>
- Alexey Rodriguez Yakushev, Stefan Holdermans, Andres Löb, and Johan Jeuring. 2009. Generic programming with fixed points for mutually recursive datatypes. In *Proceeding of the 14th ACM SIGPLAN international conference on Functional programming, ICFP 2009, Edinburgh, Scotland, UK, August 31 - September 2, 2009*. 233–244. DOI: <http://dx.doi.org/10.1145/1596550.1596585>